

Report on the administration of the

2023 NSW State election

Part three: Electoral districts



The NSW Electoral Commission acknowledges the Traditional Owners of Country throughout New South Wales and their continuing connection to the land, sea and community. Our head office is located on Gadigal land. We pay our respects to Elders past and present.

© 2023. This publication is copyright.

No part of this report may be reproduced by any process, except in accordance with the *Copyright Act 1968*. Please address all enquiries to the NSW Electoral Commission, GPO Box 832 SYDNEY NSW 2001

All tables and figures are sourced to NSW Electoral Commission.

This report was produced using internal resources. To reduce our environmental impact, this report can be downloaded from the NSW Electoral Commission's website at elections.nsw.gov.au

NSW Electoral Commission
231 Elizabeth St, Sydney NSW 2000
GPO Box 832
Sydney NSW 2001
Monday-Friday, 9am-5pm

elections.nsw.gov.au

Contents

About this report	2	Granville	66	Parramatta.....	130
Albury	4	Hawkesbury.....	68	Penrith	132
Auburn.....	6	Heathcote	70	Pittwater.....	134
Badgerys Creek.....	8	Heffron	72	Port Macquarie.....	136
Ballina	10	Holsworthy	74	Port Stephens.....	138
Balmain	12	Hornsby.....	76	Prospect.....	140
Bankstown	14	Keira	78	Riverstone	142
Barwon	16	Kellyville	80	Rockdale	144
Bathurst.....	18	Kiama	82	Ryde.....	146
Bega	20	Kogarah	84	Shellharbour.....	148
Blacktown	22	Lake Macquarie.....	86	South Coast	150
Blue Mountains.....	24	Lane Cove	88	Strathfield.....	152
Cabramatta	26	Leppington.....	90	Summer Hill	154
Camden	28	Lismore	92	Swansea.....	156
Campbelltown.....	30	Liverpool.....	94	Sydney	158
Canterbury.....	32	Londonderry	96	Tamworth.....	160
Castle Hill.....	34	Macquarie Fields.....	98	Terrigal.....	162
Cessnock	36	Maitland.....	100	The Entrance	164
Charlestown	38	Manly	102	Tweed	166
Clarence.....	40	Maroubra.....	104	Upper Hunter	168
Coffs Harbour	42	Miranda.....	106	Vaucluse	170
Coogee.....	44	Monaro	108	Wagga Wagga	172
Cootamundra.....	46	Mount Druitt	110	Wahroonga	174
Cronulla	48	Murray	112	Wakehurst.....	176
Davidson	50	Myall Lakes	114	Wallsend.....	178
Drummoyne.....	52	Newcastle.....	116	Willoughby.....	180
Dubbo	54	Newtown.....	118	Winston Hills	182
East Hills.....	56	North Shore	120	Wollondilly.....	184
Epping.....	58	Northern Tablelands	122	Wollongong	186
Fairfield.....	60	Oatley	124	Wyong.....	188
Gosford.....	62	Orange	126		
Goulburn	64	Oxley.....	128		

About this report

New South Wales is divided into electoral districts for the purpose of electing members to the Legislative Assembly (the Lower House of the NSW Parliament). At a state general election, voters in each district elect one candidate to represent the electorate in the Legislative Assembly. There are currently 93 electoral districts in New South Wales.

The 2023 NSW State election was conducted on Saturday, 25 March. The Electoral Commissioner's *Report on the administration of the 2023 NSW State election* reflects the respective statutory functions of the Electoral Commissioner under the *Electoral Act 2017* (Part one) and the Electoral Commission under the *Electoral Funding Act 2018* (Part two).

This report (Part three) contains information about the contest for each of the 93 electoral districts in New South Wales, including nominated and elected candidates, summary of votes by vote type, staffing and venue numbers. The report was produced following the completion of the multi-voter analysis.

Redistribution of electoral districts

The *Constitution Act 1902* requires that each electorate has an approximately equal number of eligible voters. The Constitution Act also requires that electoral district boundaries are reviewed and adjusted over time. This review process is called a redistribution and must take place after every second New South Wales state general election. A redistribution was conducted following the 2019 State election and was completed in 2021.

The [final determination](#) of the names and boundaries of electoral districts was made on 12 July 2021. This determination was officially proclaimed on 26 August 2021 by the Governor, Her Excellency the Honourable Margaret Beazley AC KC.

The redistribution came into effect for the 2023 NSW State election and will also apply to the 2027 State election. The main changes to electoral district names and boundaries were as follows:

- The electoral district of Lakemba was abolished.
- The electoral district of Leppington was created.
- Four electoral districts were re-named:
 - Badgerys Creek – formerly Mulgoa
 - Kellyville – formerly Baulkham Hills
 - Wahroonga – formerly Ku-ring-gai
 - Winston Hills – formerly Seven Hills.

Voting channels

The voting options (channels) available to electors for the 2023 NSW State election were:

- in-person voting before election day during the early voting period (subject to eligibility)
- by postal vote (subject to eligibility)
- in-person voting on election day
- declared facility voting at appointed venues (an approved hospital, nursing home or convalescent home which is visited by election officials for the purpose of taking votes from residents who are unable to attend a voting centre)

- telephone assisted voting for electors who are blind or have low vision.

Each of the 93 electoral districts in this report includes a graph showing the number of votes cast by vote type for the Legislative Assembly total votes, grouped as follows:

- postal
- ordinary (votes cast at a voting centre on election day, includes silent votes)
- NAMAV (name already marked as voted – when an elector attends a voting centre and is found to have their name already marked on the authorised roll as having voted)
- enrolment (votes cast by electors who enrol and vote on the same day, either during the early voting period or on election day)
- early voting (votes cast in person at early voting venues, telephone assisted votes, and votes cast at declared facilities)
- absent (votes cast by electors who were voting outside of their enrolled electoral district).

Notes to this report

Enrolment

Enrolment is taken as at the close of rolls at 6pm on Monday, 6 March 2023. Electoral rolls are 'closed' to facilitate confirmation of candidate/nominator eligibility and to enable the authorised roll to be printed. Electors can still enrol after this date and also enrol and vote on the same day during the voting period.

Participation

Turnout is calculated as total votes/enrolment. Participation is the number of electors who attempted to cast a ballot divided by enrolment. It is different from total votes in that it includes electors who had a declaration vote rejected and removes instances of multiple attempts to vote by an elector.

Apparent failure to vote

The failure to vote process had not been completed at the time of producing this report. The number for Apparent failure to vote notices issued is the initial number of notices sent.

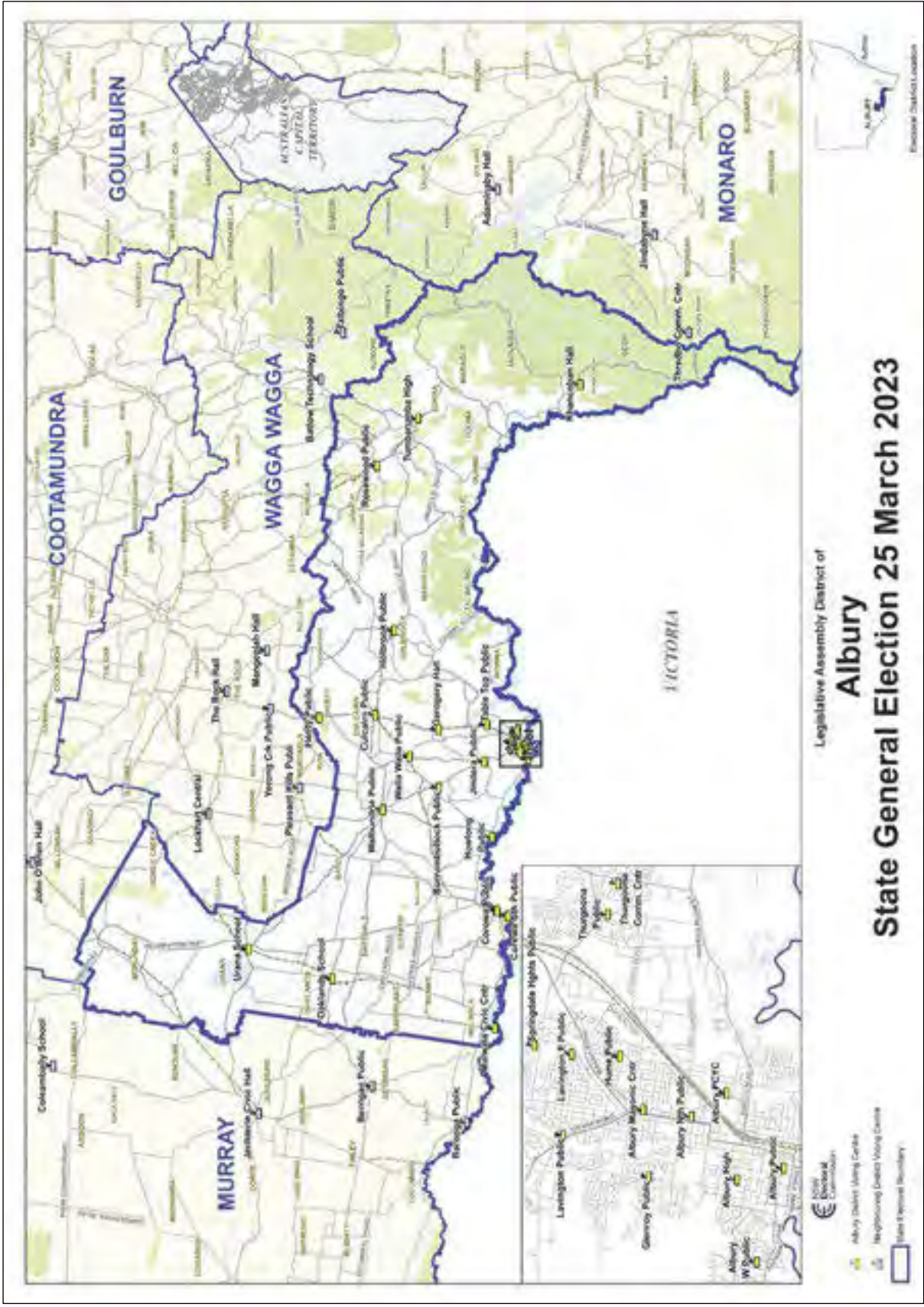
Venue numbers

The early voting centre total published for each district includes the NSW Electoral Commission head office venue for the provision of telephone assisted voting and the election manager's office if it was used for the provision of early voting services. The totals shown for election day and early voting centres for each district include multi-district voting venues.

Staff numbers

The number of staff shown for each electoral district is for election day staff only.

Albury



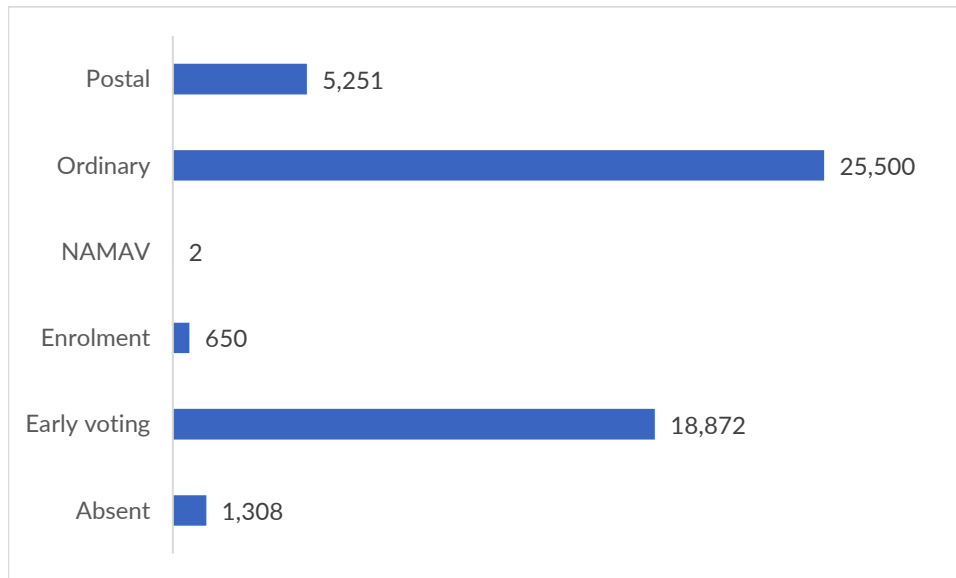
District summary

Elected candidate: CLANCY Justin, The Liberal Party of Australia, New South Wales Division

Enrolment: 59,834 **Participation:** 87.51%

Total votes: 51,583 **Formal:** 49,788 **Informal:** 1,795 **Formality:** 96.52%

Number of votes cast by vote type (Legislative Assembly total votes)



Apparent failure to vote notices issued: 6,393

Apparent failure to vote notices issued as a percentage of the district electoral roll: 10.68%

Nominated candidates and party affiliation

DAVERN Eli	The Greens NSW
FERNANDO Asanki	Animal Justice Party
ROWLAND Marcus	Australian Labor Party (NSW Branch)
HAMILTON Ross	Sustainable Australia Party - Stop Overdevelopment / Corruption
CLANCY Justin *	The Liberal Party of Australia, New South Wales Division
SINCLAIR Peter	Shooters, Fishers and Farmers Party (NSW) Incorporated
ROBERTSON Geoffrey	Liberal Democratic Party

Election operations

Number of staff: 196

Number of early voting centres: 6

Number of election day voting centres: 31

Number of declared facilities: 2

Election manager's office

10/569 Dean Street, Enter from Kiewa Street, Albury NSW 2640

Auburn



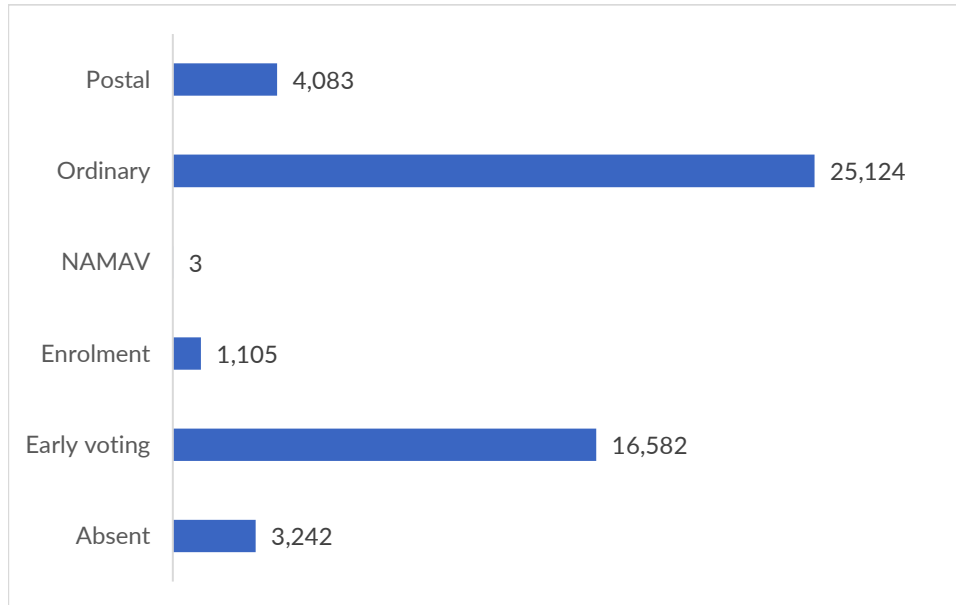
District summary

Elected candidate: VOLTZ Lynda, Australian Labor Party (NSW Branch)

Enrolment: 59,152 **Participation:** 87.05%

Total votes: 50,139 **Formal:** 46,853 **Informal:** 3,286 **Formality:** 93.45%

Number of votes cast by vote type (Legislative Assembly total votes)



Apparent failure to vote notices issued: 6,993

Apparent failure to vote notices issued as a percentage of the district electoral roll: 11.82%

Nominated candidates and party affiliation

VOLTZ Lynda *	Australian Labor Party (NSW Branch)
ASGARI Masoomah	The Greens NSW
DAOUD Jamal	
MORKOS DOUAIHY Julie	Liberal Democratic Party
GOED Shelley	Sustainable Australia Party - Stop Overdevelopment / Corruption
ZAMAN Mohammed (Haseen)	The Liberal Party of Australia, New South Wales Division

Election operations

Number of staff: 222

Number of early voting centres: 4

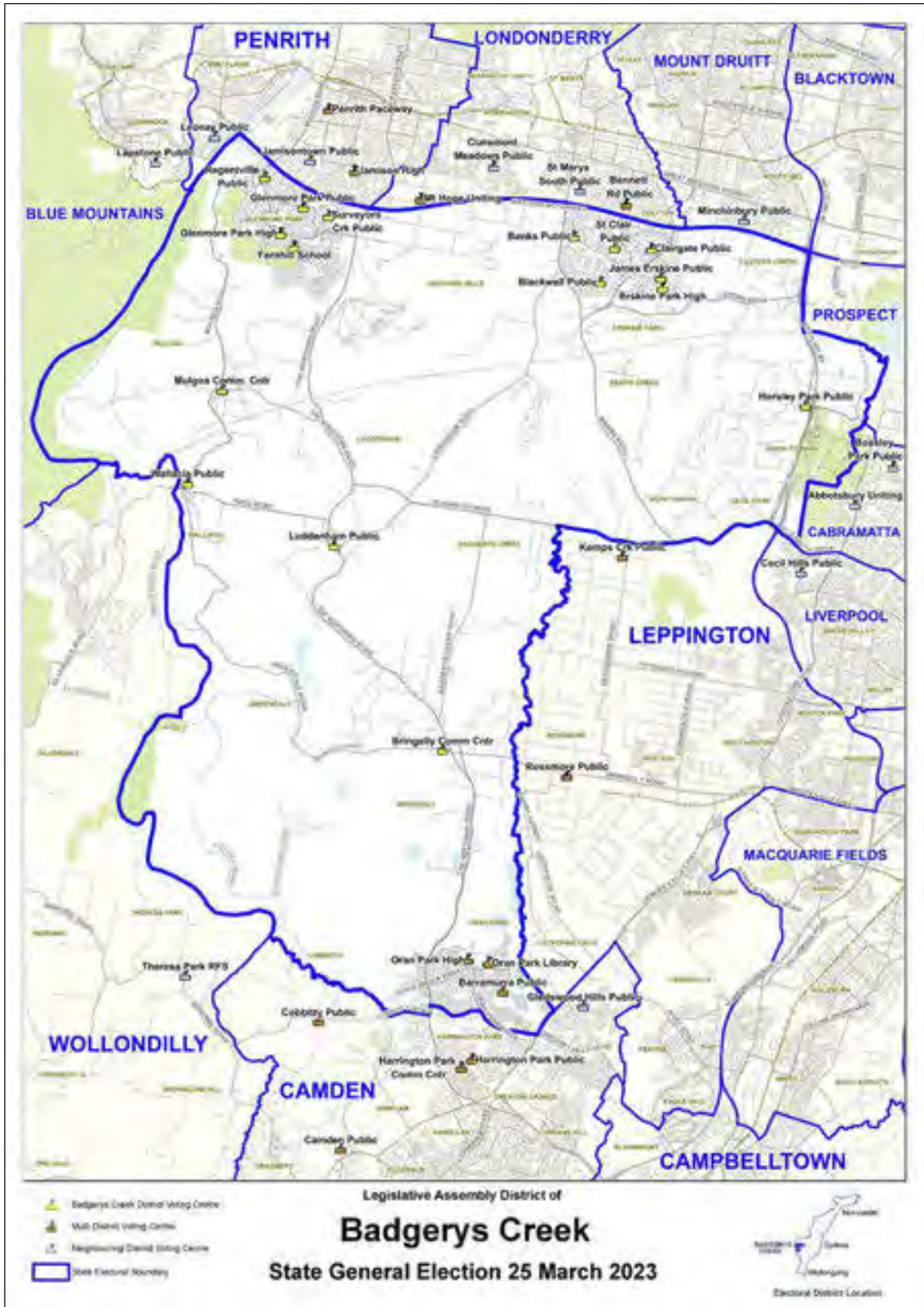
Number of election day voting centres: 22

Number of declared facilities: n/a

Election manager's office

Ground Floor, 82 Hughes Avenue, Ermington NSW 2115

Badgerys Creek



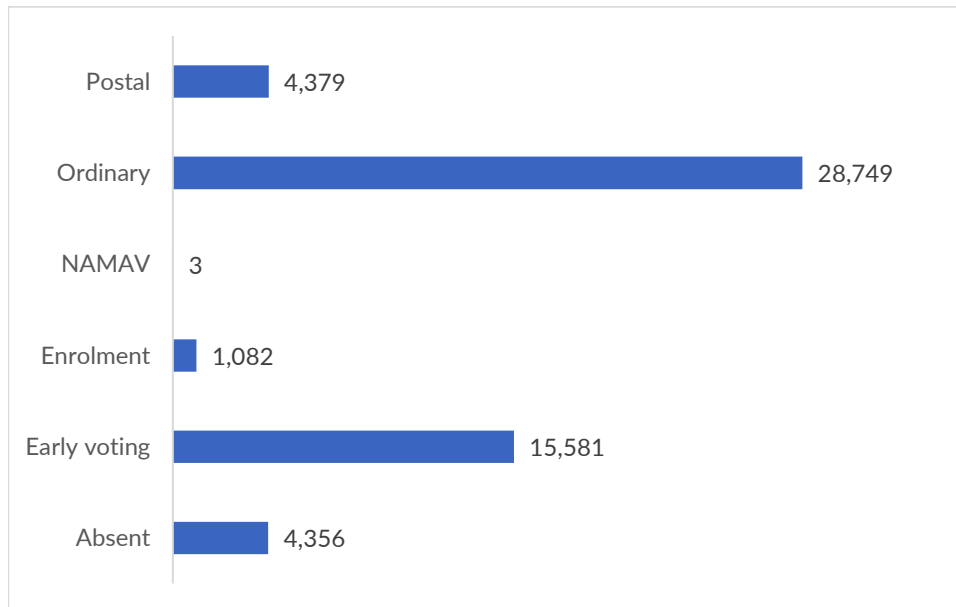
District summary

Elected candidate: DAVIES Tanya, The Liberal Party of Australia, New South Wales Division

Enrolment: 60,267 **Participation:** 91.99%

Total votes: 54,150 **Formal:** 52,078 **Informal:** 2,072 **Formality:** 96.17%

Number of votes cast by vote type (Legislative Assembly total votes)



Apparent failure to vote notices issued: 4,427

Apparent failure to vote notices issued as a percentage of the district electoral roll: 7.35%

Nominated candidates and party affiliation

DAVIES Tanya *	The Liberal Party of Australia, New South Wales Division
GREEN Benjamin	Pauline Hanson's One Nation
BEST Nick	The Greens NSW
THAIN Garion	Australian Labor Party (NSW Branch)
COOPER Peter	Sustainable Australia Party - Stop Overdevelopment / Corruption

Election operations

Number of staff: 261

Number of early voting centres: 5

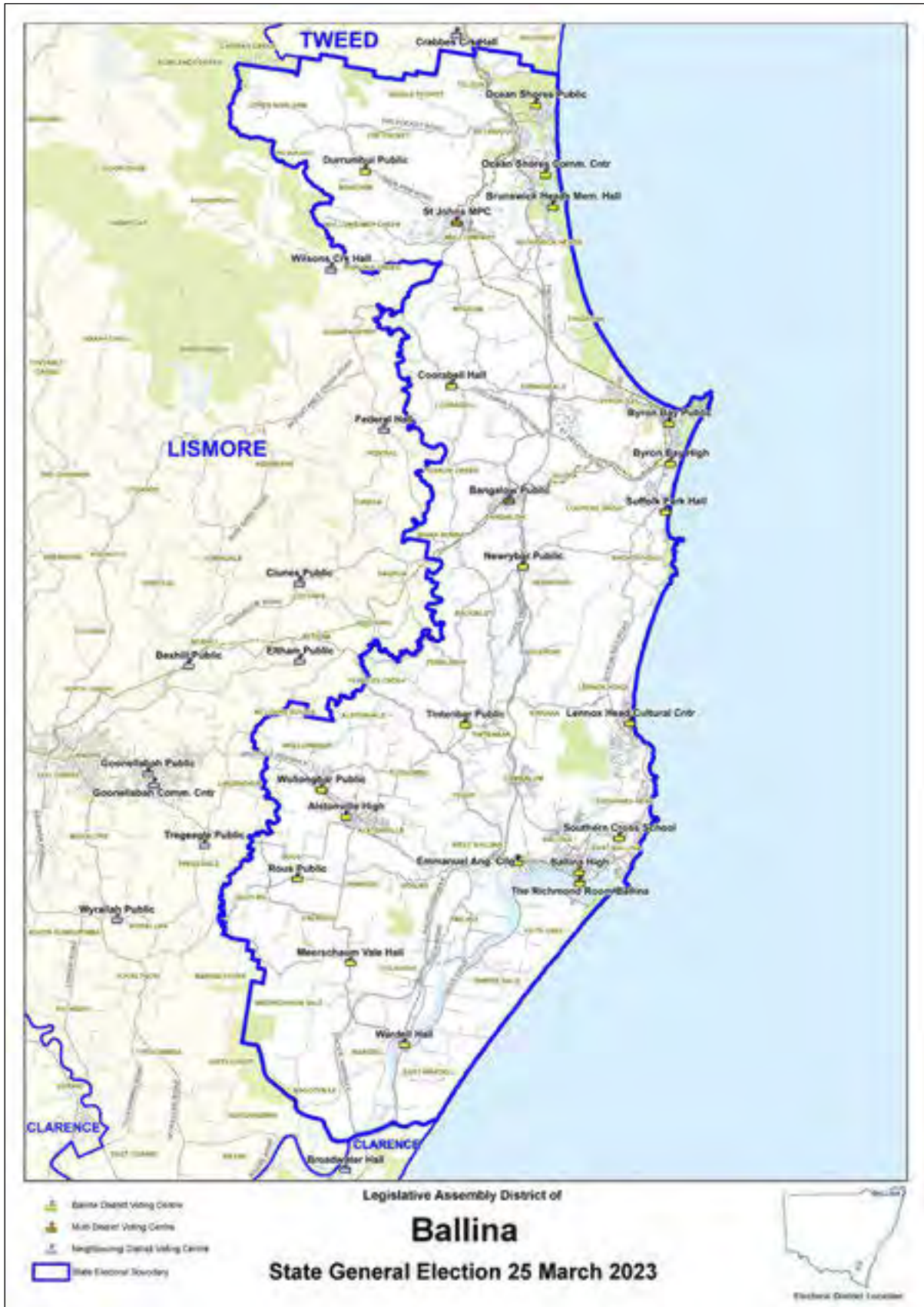
Number of election day voting centres: 29

Number of declared facilities: n/a

Election manager's office

B1, Level 1/57-65 Templar Road, Erskine Park NSW 2759

Ballina



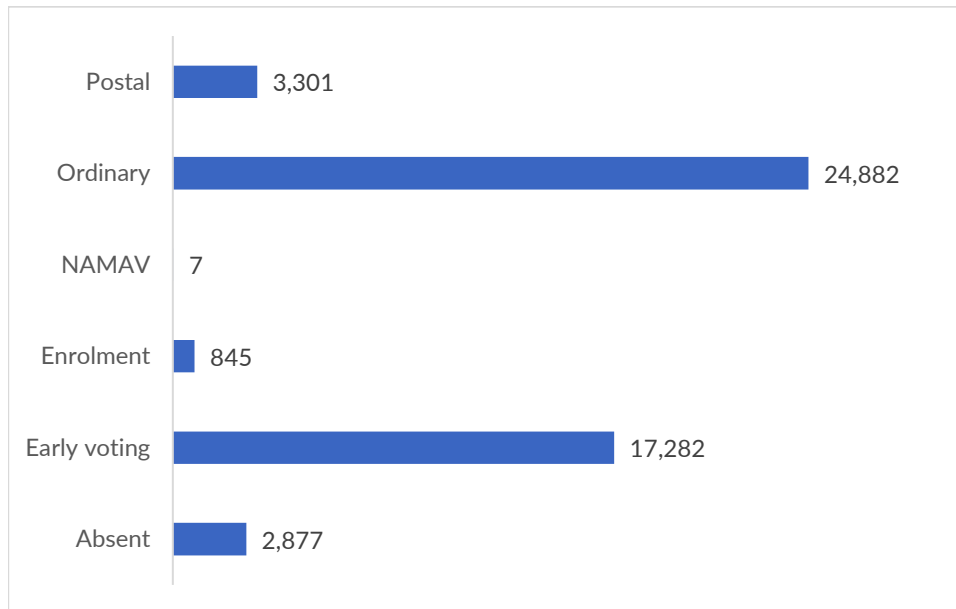
District summary

Elected candidate: SMITH Tamara, The Greens NSW

Enrolment: 58,971 **Participation:** 84.93%

Total votes: 49,194 **Formal:** 47,739 **Informal:** 1,455 **Formality:** 97.04%

Number of votes cast by vote type (Legislative Assembly total votes)



Apparent failure to vote notices issued: 7,669

Apparent failure to vote notices issued as a percentage of the district electoral roll: 13.00%

Nominated candidates and party affiliation

JENKINS Peter	Sustainable Australia Party - Stop Overdevelopment / Corruption
BROADLEY Andrew	Australian Labor Party (NSW Branch)
LOUGHREY Kevin	
SMITH Tamara *	The Greens NSW
BOOYENS Josh	National Party of Australia - NSW

Election operations

Number of staff: 198

Number of early voting centres: 4

Number of election day voting centres: 22

Number of declared facilities: n/a

Election manager's office

55 Dalley Street, Mullumbimby NSW 2482

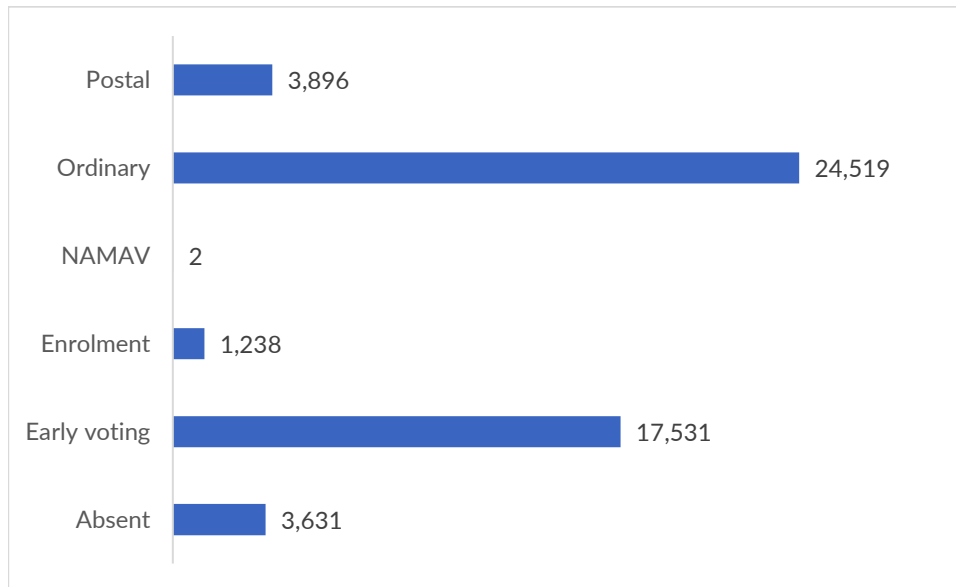
District summary

Elected candidate: SHETTY Kobi, The Greens NSW

Enrolment: 58,785 **Participation:** 88.32%

Total votes: 50,817 **Formal:** 49,997 **Informal:** 820 **Formality:** 98.39%

Number of votes cast by vote type (Legislative Assembly total votes)



Apparent failure to vote notices issued: 5,682

Apparent failure to vote notices issued as a percentage of the district electoral roll: 9.67%

Nominated candidates and party affiliation

BISGROVE Stephen	Sustainable Australia Party - Stop Overdevelopment / Corruption
SCOTT Philippa	Australian Labor Party (NSW Branch)
SHETTY Kobi *	The Greens NSW
STELZER Glen	Public Education Party
LEACH Freya	The Liberal Party of Australia, New South Wales Division

Election operations

Number of staff: 251

Number of early voting centres: 8

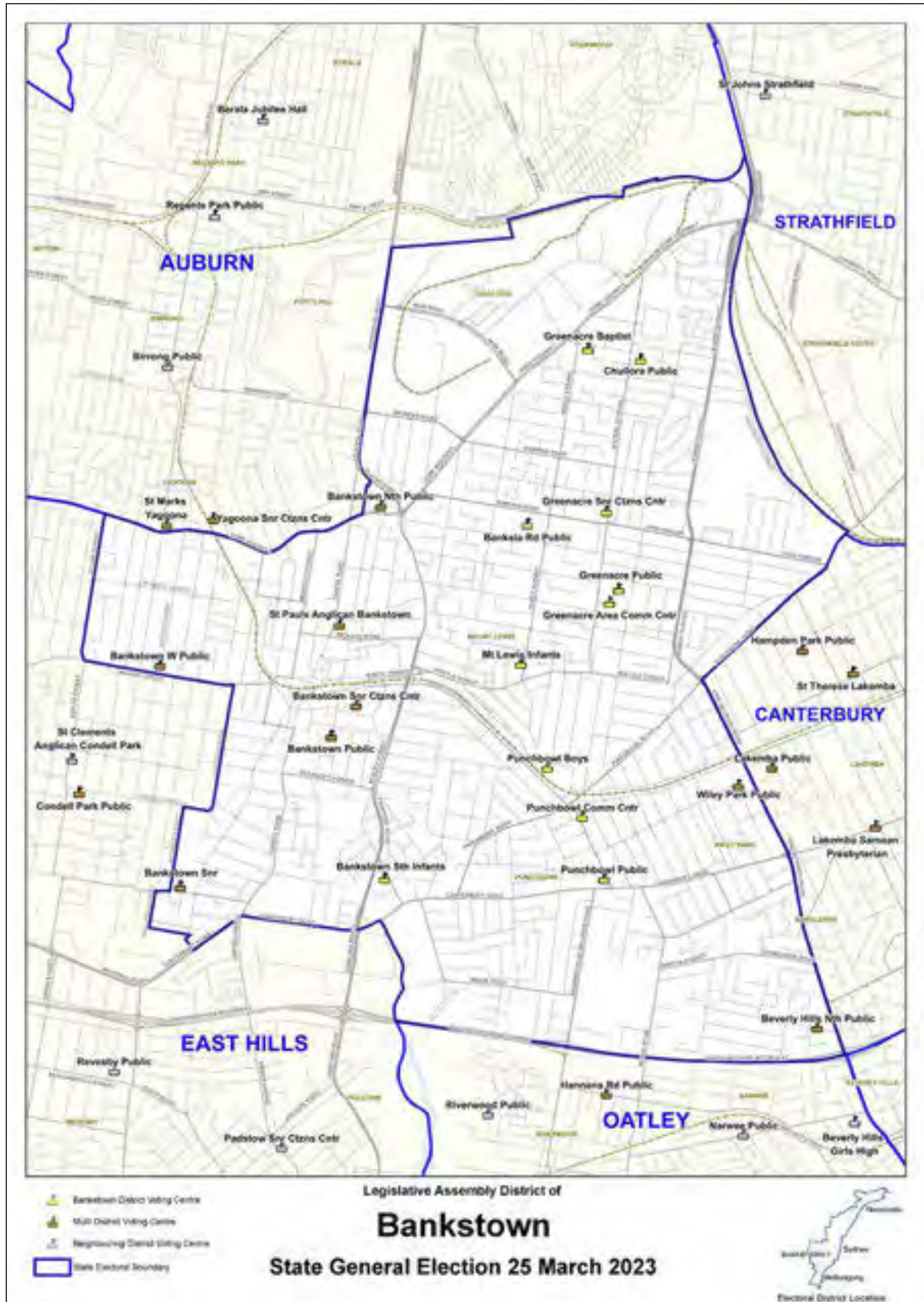
Number of election day voting centres: 26

Number of declared facilities: n/a

Election manager's office

12 Upward Street, Leichhardt NSW 2040

Bankstown



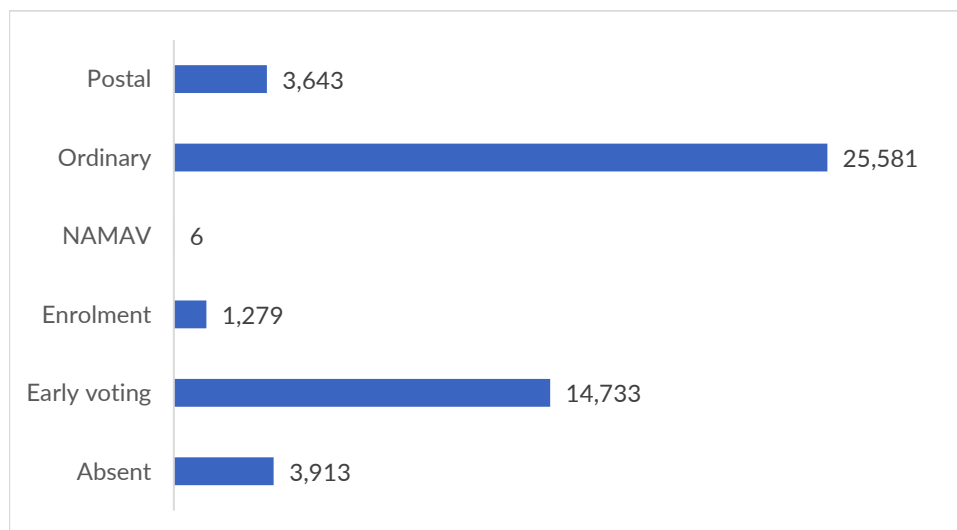
District summary

Elected candidate: DIB Jihad, Australian Labor Party (NSW Branch)

Enrolment: 59,280 **Participation:** 85.26%

Total votes: 49,155 **Formal:** 45,888 **Informal:** 3,267 **Formality:** 93.35%

Number of votes cast by vote type (Legislative Assembly total votes)



Apparent failure to vote notices issued: 8,266

Apparent failure to vote notices issued as a percentage of the district electoral roll: 13.94%

Nominated candidates and party affiliation

BODDY Max

NASEDRA Isaac The Greens NSW

ALYATEEM Yosra Informed Medical Options Party (IMOP)

GLINKA Marianne Public Education Party

DIB Jihad * **Australian Labor Party (NSW Branch)**

TALEB Nathan The Liberal Party of Australia, New South Wales Division

HABIB Luke Sustainable Australia Party - Stop Overdevelopment / Corruption

ABOU-HAIDAR Dorlene Animal Justice Party

Election operations

Number of staff: 252

Number of early voting centres: 4

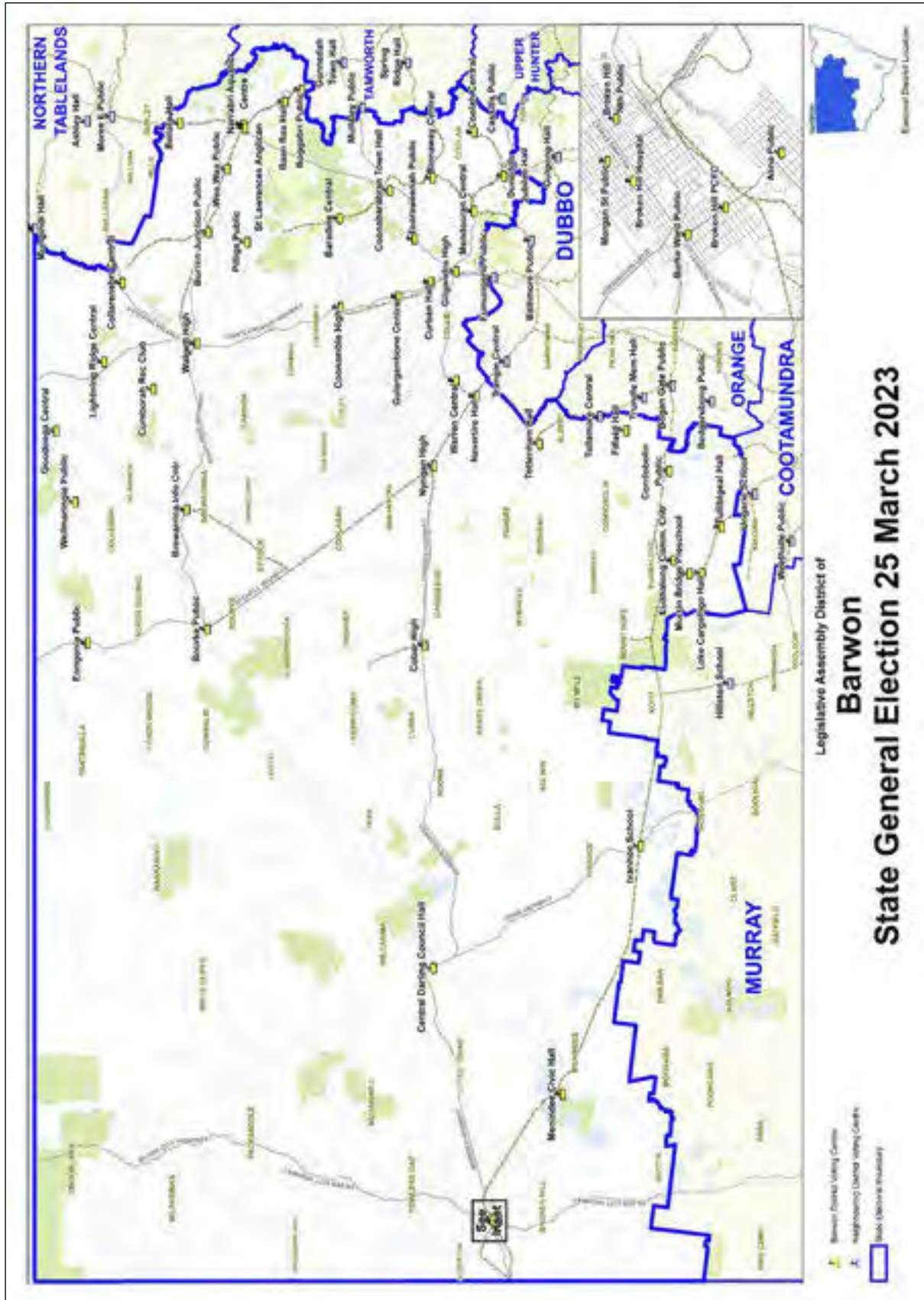
Number of election day voting centres: 27

Number of declared facilities: 1

Election manager's office

2-4/402-410 Chapel Road, Bankstown NSW 2200

Barwon



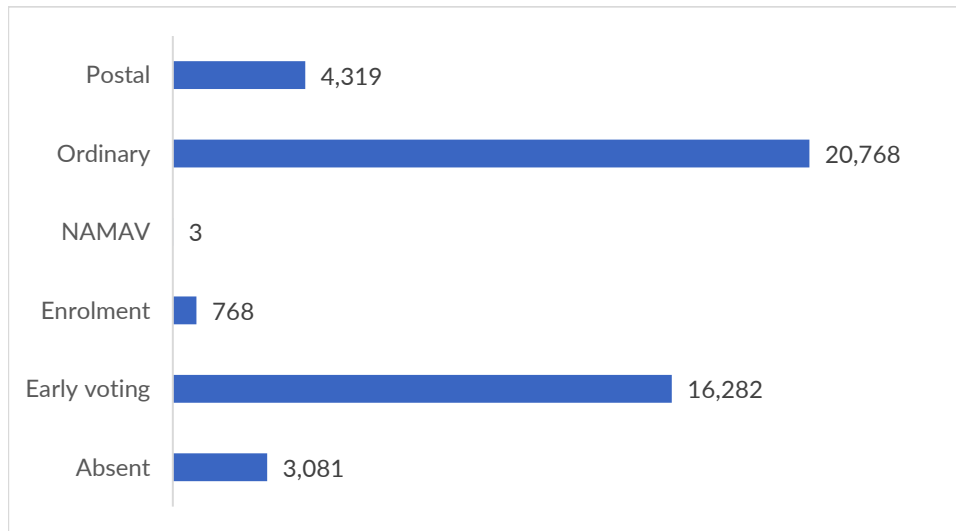
District summary

Elected candidate: BUTLER Roy,

Enrolment: 53,735 **Participation:** 85.67%

Total votes: 45,221 **Formal:** 43,837 **Informal:** 1,384 **Formality:** 96.94%

Number of votes cast by vote type (Legislative Assembly total votes)



Apparent failure to vote notices issued: 6,758

Apparent failure to vote notices issued as a percentage of the district electoral roll: 12.58%

Nominated candidates and party affiliation

ROBERTS-GARNSEY Joshua Australian Labor Party (NSW Branch)

BUTLER Roy *

TURNER Annette National Party of Australia - NSW

BRITTON Paul Shooters, Fishers and Farmers Party (NSW) Incorporated

MCBRIDE Thomas Public Education Party

HOWE Stuart

SCHULTZ Pat The Greens NSW

HARTLEY Ben Legalise Cannabis NSW Party

Election operations

Number of staff: 202

Number of early voting centres: 10

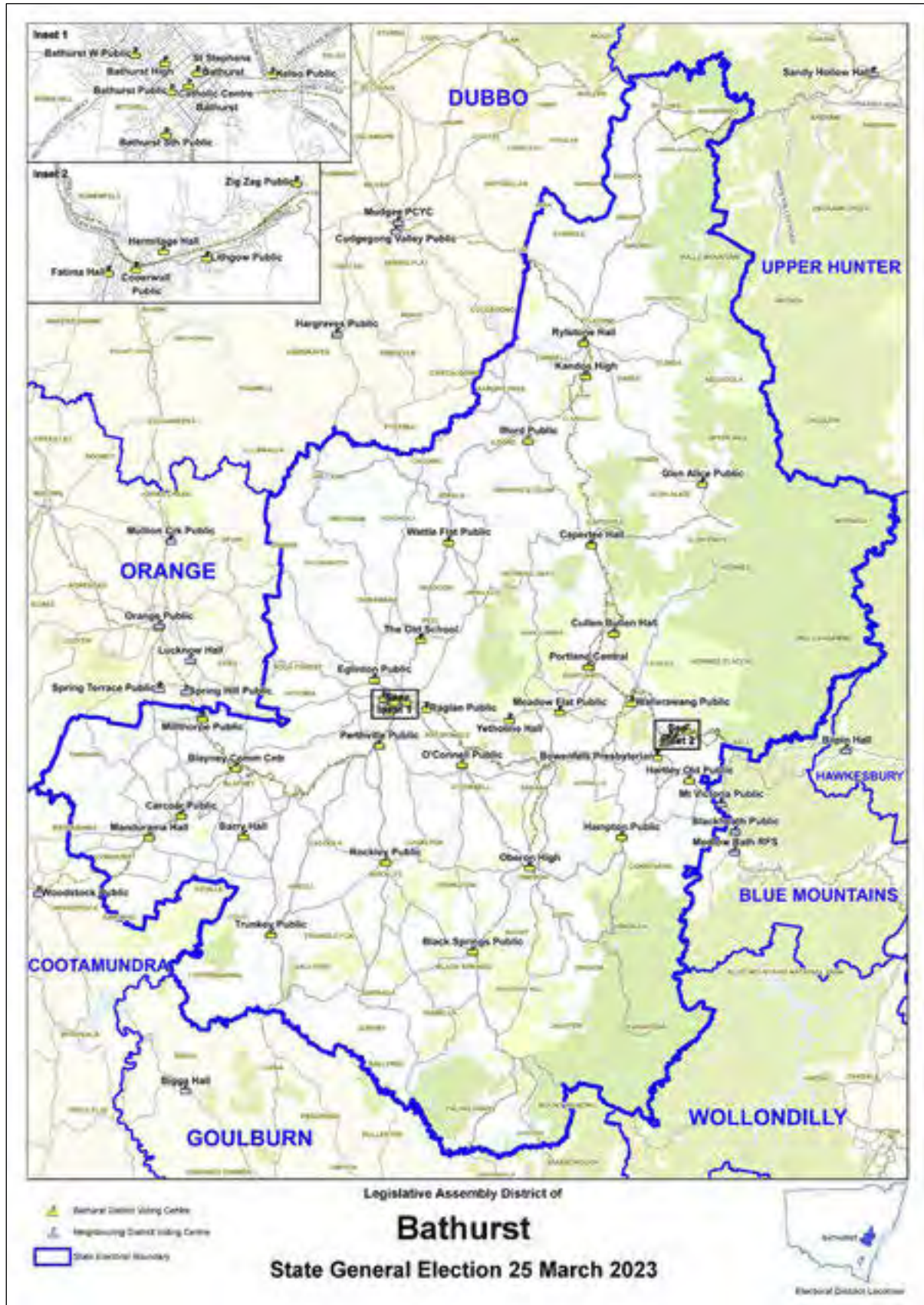
Number of election day voting centres: 45

Number of declared facilities: n/a

Election manager's office

213 Argent Street, Broken Hill NSW 2880

Bathurst



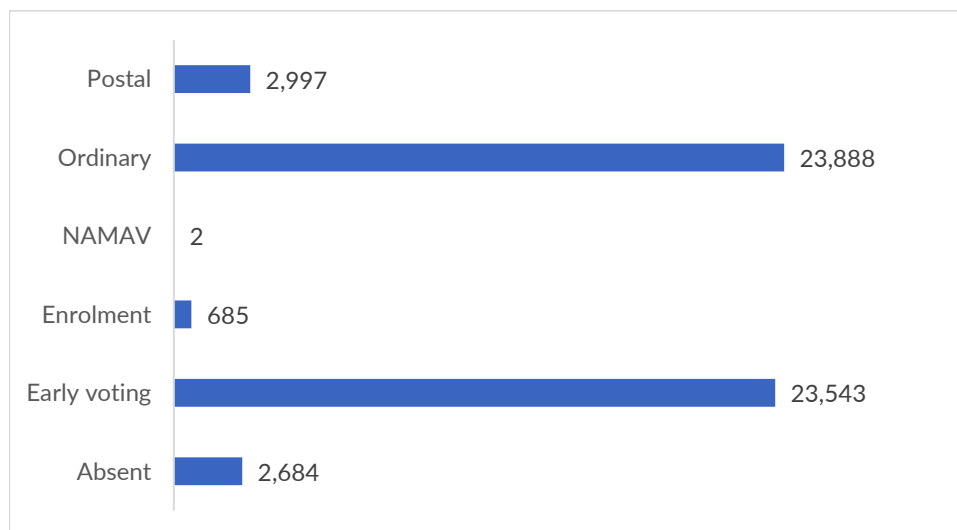
District summary

Elected candidate: TOOLE Paul, National Party of Australia - NSW

Enrolment: 59,476 **Participation:** 91.77%

Total votes: 53,799 **Formal:** 52,399 **Informal:** 1,400 **Formality:** 97.40%

Number of votes cast by vote type (Legislative Assembly total votes)



Apparent failure to vote notices issued: 4,208

Apparent failure to vote notices issued as a percentage of the district electoral roll: 7.08%

Nominated candidates and party affiliation

SINCLAIR Craig	Shooters, Fishers and Farmers Party (NSW) Incorporated
NANKERVIS Kay	The Greens NSW
WILSON Burchell	Liberal Democratic Party
ZBIK Antony	Legalise Cannabis NSW Party
BEGG Michael	Sustainable Australia Party - Stop Overdevelopment / Corruption
TOOLE Paul *	National Party of Australia - NSW
TICEHURST Martin	
SHAW Cameron	Australian Labor Party (NSW Branch)

Election operations

Number of staff: 218

Number of early voting centres: 7

Number of election day voting centres: 40

Number of declared facilities: 1

Election manager's office

Unit 2, 82 Corporation Avenue, Robin Hill NSW 2795

Bega



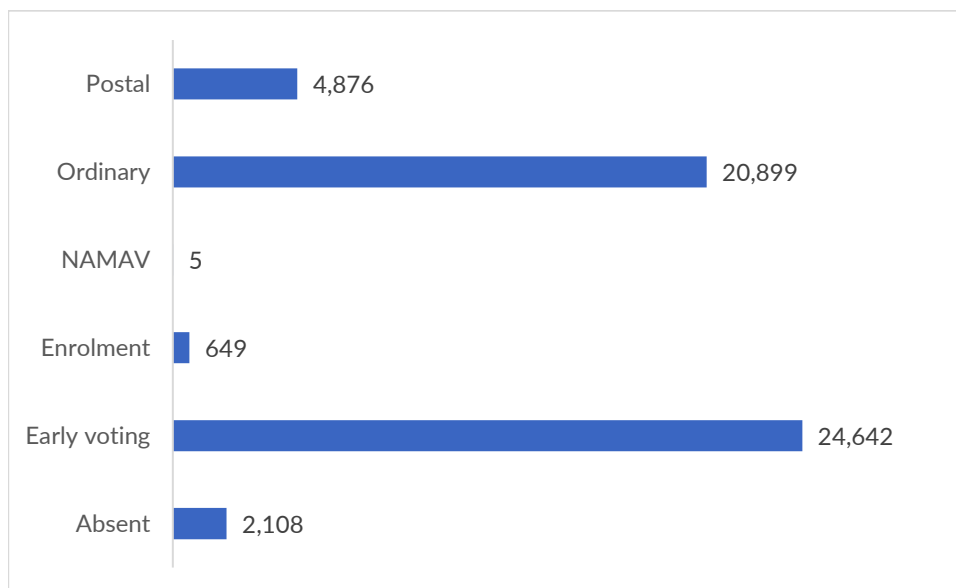
District summary

Elected candidate: HOLLAND Michael, Australian Labor Party (NSW Branch)

Enrolment: 59,759 **Participation:** 90.17%

Total votes: 53,179 **Formal:** 51,684 **Informal:** 1,495 **Formality:** 97.19%

Number of votes cast by vote type (Legislative Assembly total votes)



Apparent failure to vote notices issued: 4,741

Apparent failure to vote notices issued as a percentage of the district electoral roll: 7.93%

Nominated candidates and party affiliation

ABBOTT Debra	Shooters, Fishers and Farmers Party (NSW) Incorporated
WHITE Greg	Legalise Cannabis NSW Party
GRIFF Cathy	The Greens NSW
GEISELHART Karin	Sustainable Australia Party - Stop Overdevelopment / Corruption
HAWKINS Jeffrey	
FITZPATRICK Russell	The Liberal Party of Australia, New South Wales Division
HOLLAND Michael *	Australian Labor Party (NSW Branch)

Election operations

Number of staff: 193

Number of early voting centres: 7

Number of election day voting centres: 33

Number of declared facilities: 1

Election manager's office

Shop 10 & Suites 1-2, 106 Auckland Street, Bega NSW 2550

Blacktown



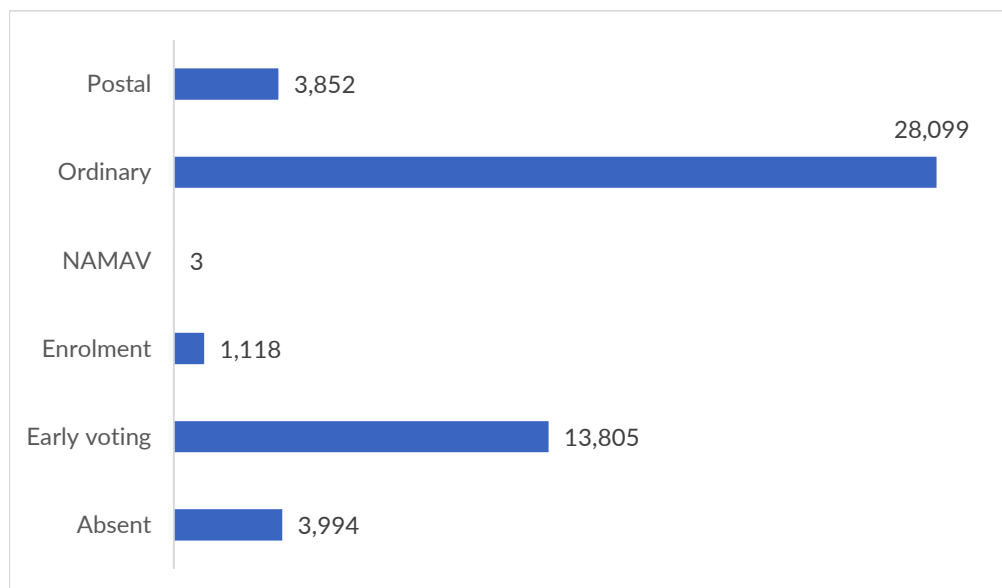
District summary

Elected candidate: BALI Stephen, Australian Labor Party (NSW Branch)

Enrolment: 58,584 **Participation:** 89.15%

Total votes: 50,871 **Formal:** 48,748 **Informal:** 2,123 **Formality:** 95.83%

Number of votes cast by vote type (Legislative Assembly total votes)



Apparent failure to vote notices issued: 5,776

Apparent failure to vote notices issued as a percentage of the district electoral roll: 9.86%

Nominated candidates and party affiliation

KERIN Emma	Animal Justice Party
FOSTER Peter	Legalise Cannabis NSW Party
MURPHY Patrick	Sustainable Australia Party - Stop Overdevelopment / Corruption
GREEN Allan	The Liberal Party of Australia, New South Wales Division
HOBBS Leonard	The Greens NSW
MISHALOW Alexander	Liberal Democratic Party
BALI Stephen *	Australian Labor Party (NSW Branch)

Election operations

Number of staff: 226

Number of early voting centres: 4

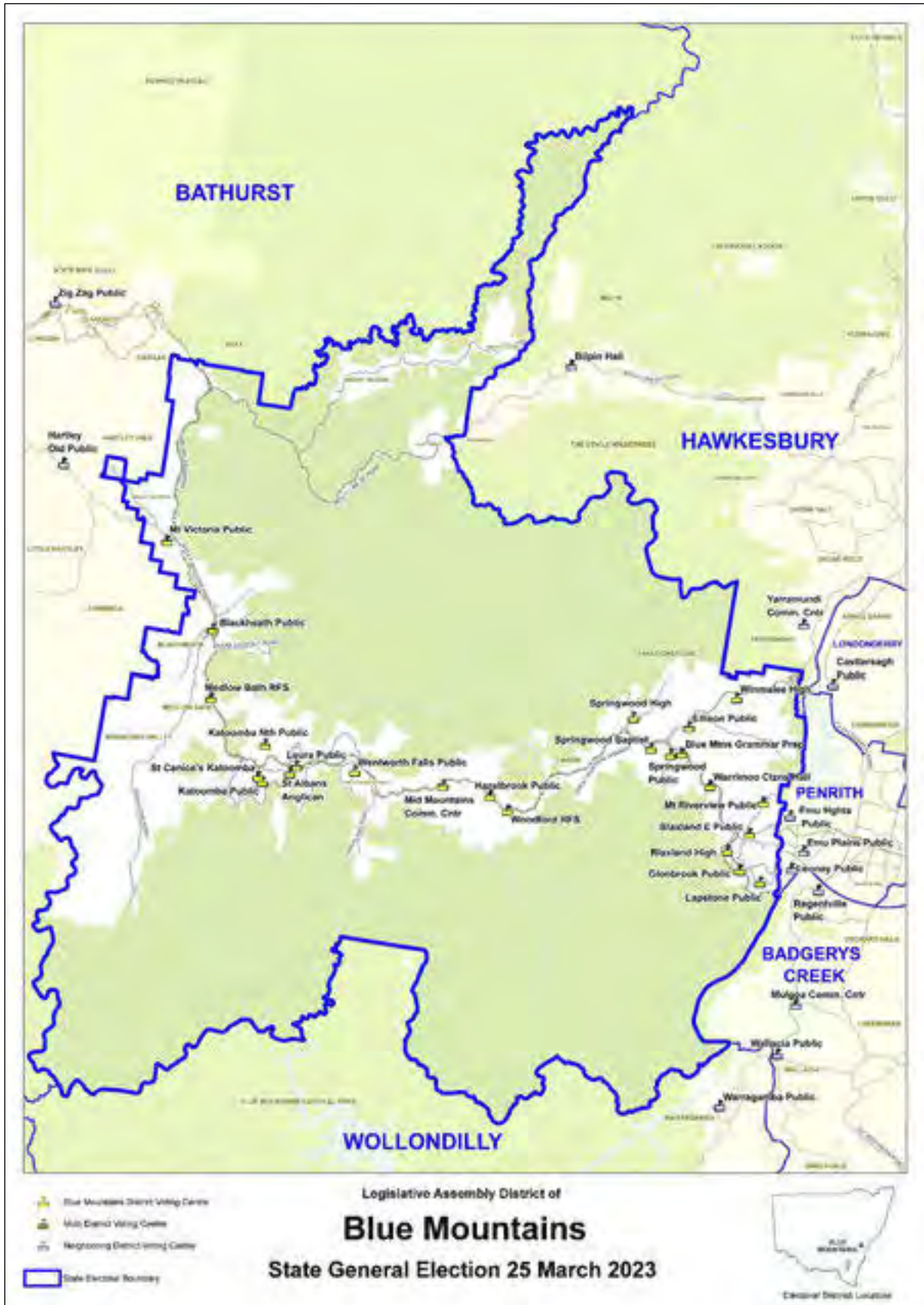
Number of election day voting centres: 24

Number of declared facilities: n/a

Election manager's office

37 Hereward Highway, Blacktown NSW 2148

Blue Mountains



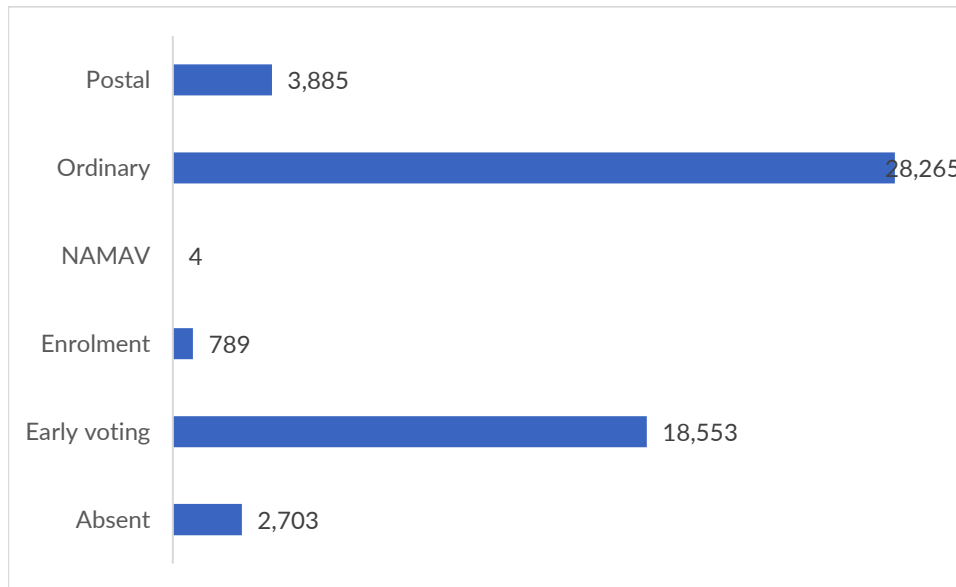
District summary

Elected candidate: DOYLE Trish, Australian Labor Party (NSW Branch)

Enrolment: 59,088 **Participation:** 92.86%

Total votes: 54,199 **Formal:** 53,056 **Informal:** 1,143 **Formality:** 97.89%

Number of votes cast by vote type (Legislative Assembly total votes)



Apparent failure to vote notices issued: 3,568

Apparent failure to vote notices issued as a percentage of the district electoral roll: 6.04%

Nominated candidates and party affiliation

DOYLE Trish *	Australian Labor Party (NSW Branch)
KEIGHTLEY Greg	Animal Justice Party
PALMER Michelle	Informed Medical Options Party (IMOP)
MARSCHALL Richard	Sustainable Australia Party - Stop Overdevelopment / Corruption
BRUCE Sophie-Anne	The Liberal Party of Australia, New South Wales Division
CONDIE Jenna	The Greens NSW

Election operations

Number of staff: 219

Number of early voting centres: 4

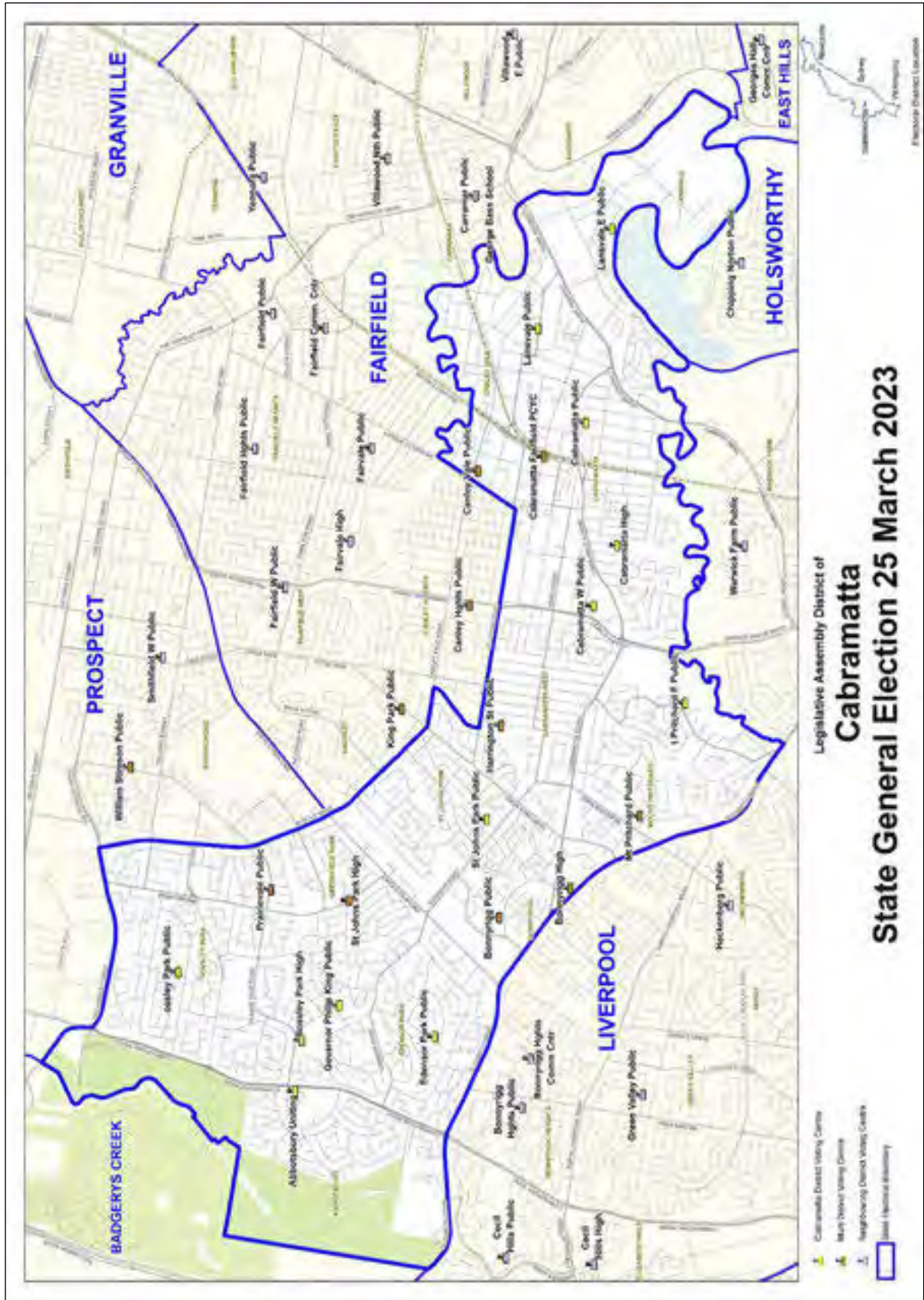
Number of election day voting centres: 24

Number of declared facilities: n/a

Election manager's office

81-83 Katoomba Street, Katoomba NSW 2780

Cabramatta



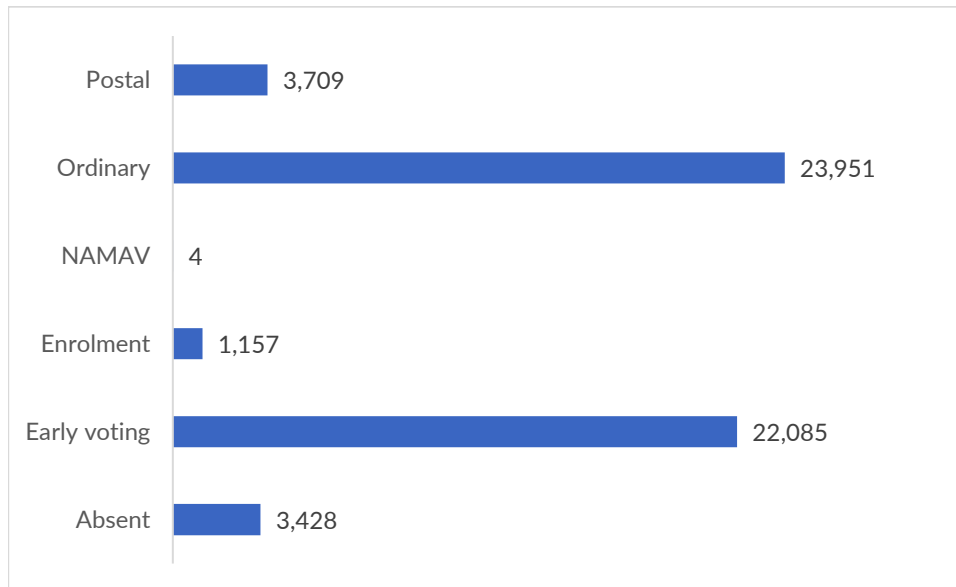
District summary

Elected candidate: VO Tri, Australian Labor Party (NSW Branch)

Enrolment: 61,468 **Participation:** 90.55%

Total votes: 54,334 **Formal:** 51,329 **Informal:** 3,005 **Formality:** 94.47%

Number of votes cast by vote type (Legislative Assembly total votes)



Apparent failure to vote notices issued: 4,709

Apparent failure to vote notices issued as a percentage of the district electoral roll: 7.66%

Nominated candidates and party affiliation

SMALING Mark	Liberal Democratic Party
CHIA DAVIS Roz	The Greens NSW
HOANG Kate	
NGUYEN Courtney	The Liberal Party of Australia, New South Wales Division
VO Tri *	Australian Labor Party (NSW Branch)
MOUSSA Randa	Animal Justice Party

Election operations

Number of staff: 241

Number of early voting centres: 4

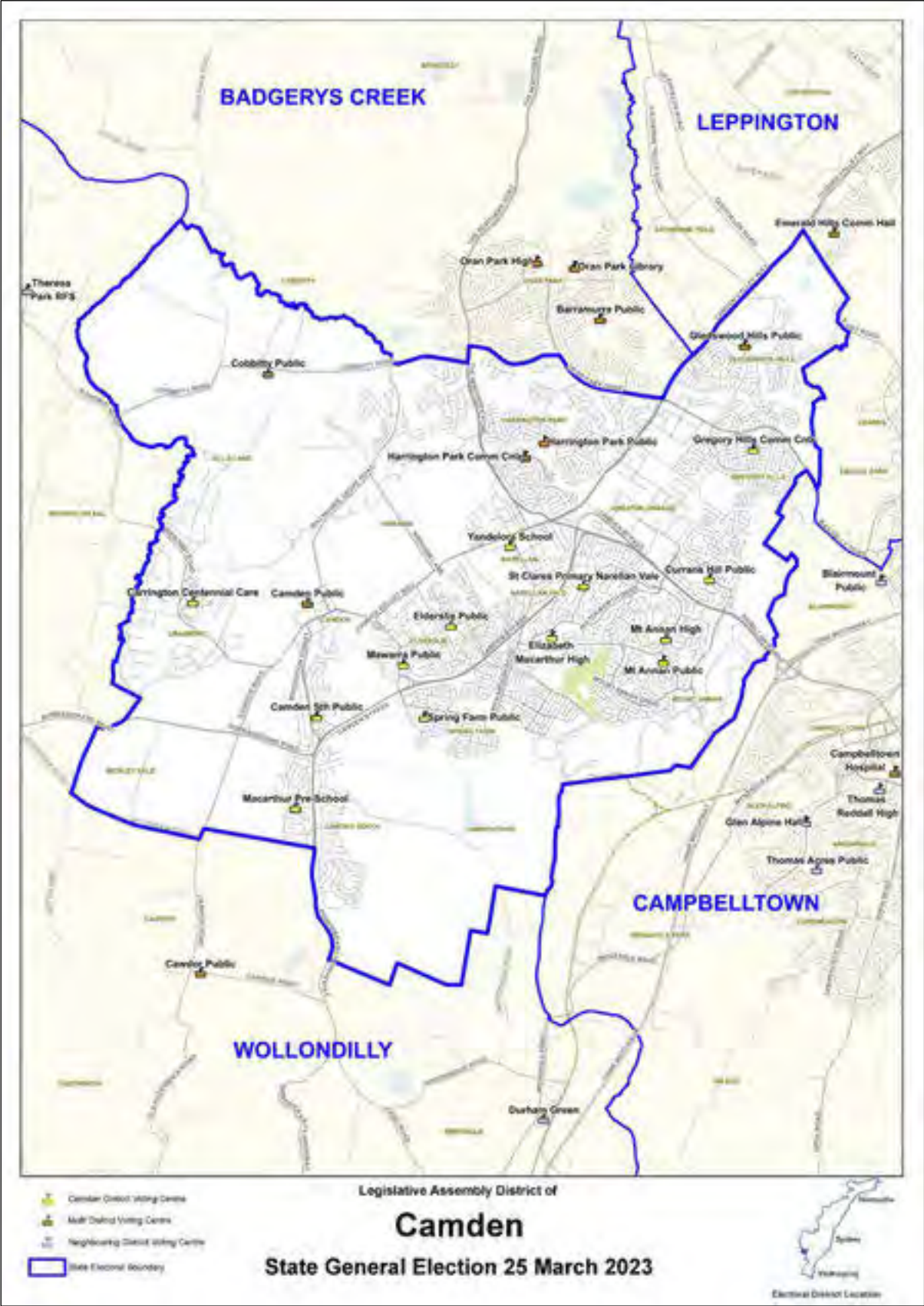
Number of election day voting centres: 23

Number of declared facilities: n/a

Election manager's office

123 Cabramatta Road East, Cabramatta NSW 2166

Camden



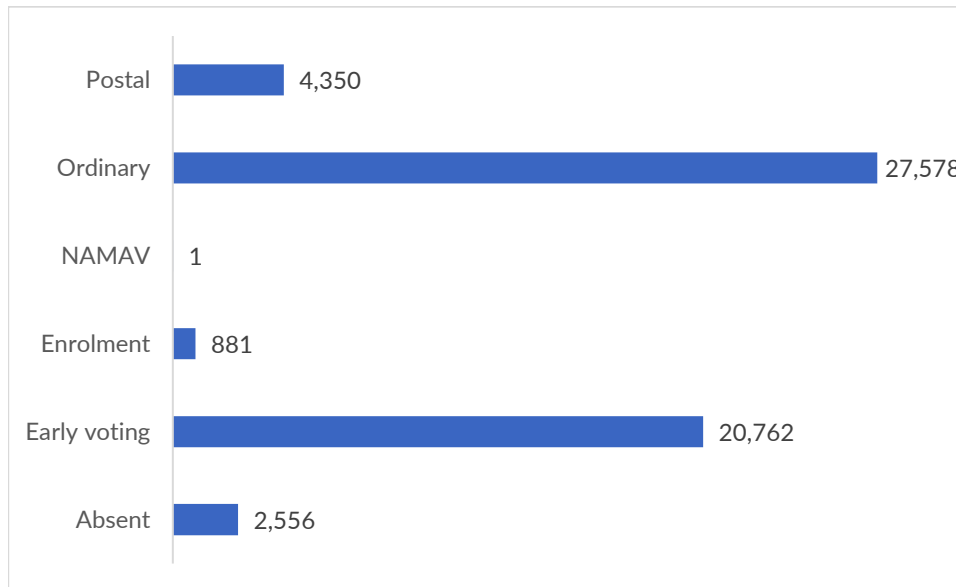
District summary

Elected candidate: QUINNELL Sally, Australian Labor Party (NSW Branch)

Enrolment: 61,874 **Participation:** 92.44%

Total votes: 56,128 **Formal:** 54,072 **Informal:** 2,056 **Formality:** 96.34%

Number of votes cast by vote type (Legislative Assembly total votes)



Apparent failure to vote notices issued: 4,334

Apparent failure to vote notices issued as a percentage of the district electoral roll: 7.00%

Nominated candidates and party affiliation

BIJOK Jessie	Sustainable Australia Party - Stop Overdevelopment / Corruption
DOLLIN Garry	Pauline Hanson's One Nation
RIVERA Emily	The Greens NSW
QUINNELL Sally *	Australian Labor Party (NSW Branch)
SIDGREAVES Peter	The Liberal Party of Australia, New South Wales Division

Election operations

Number of staff: 229

Number of early voting centres: 5

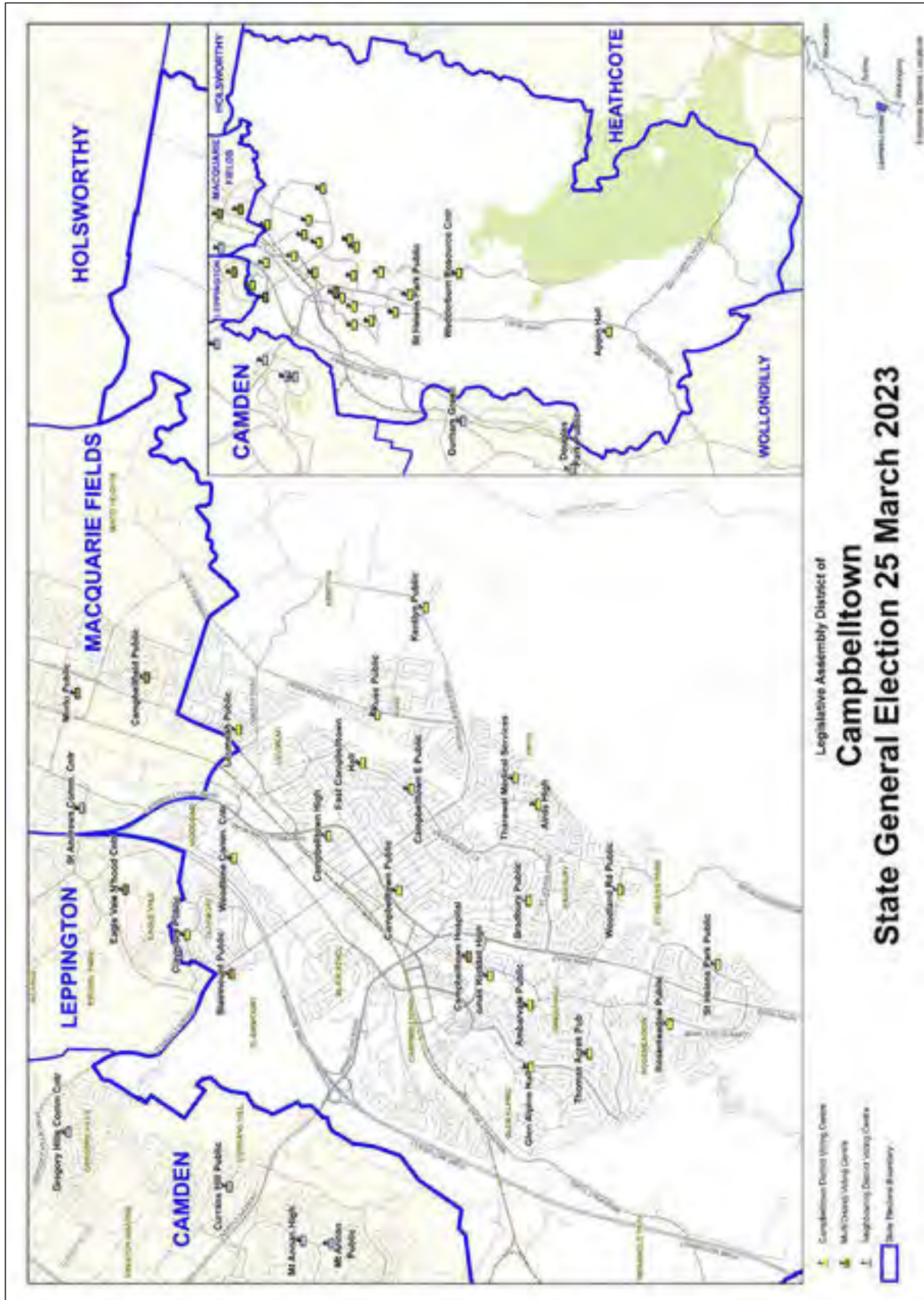
Number of election day voting centres: 24

Number of declared facilities: n/a

Election manager's office

40 Oxley Street, Camden NSW 2570

Campbelltown



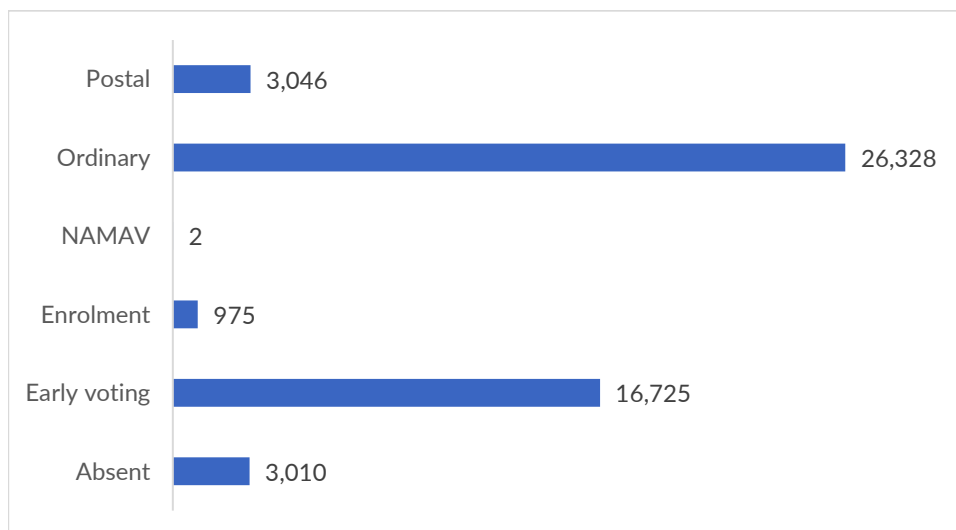
District summary

Elected candidate: WARREN Greg, Australian Labor Party (NSW Branch)

Enrolment: 58,129 **Participation:** 88.11%

Total votes: 50,086 **Formal:** 47,728 **Informal:** 2,358 **Formality:** 95.29%

Number of votes cast by vote type (Legislative Assembly total votes)



Apparent failure to vote notices issued: 6,292

Apparent failure to vote notices issued as a percentage of the district electoral roll: 10.82%

Nominated candidates and party affiliation

SICARI Rosa (Rosetta)	Liberal Democratic Party
TWADDELL Matt	Animal Justice Party
PAUDEL Gypshouna	The Liberal Party of Australia, New South Wales Division
RIVERA Jayden	The Greens NSW
JONES Howard	Sustainable Australia Party - Stop Overdevelopment / Corruption
WARREN Greg *	Australian Labor Party (NSW Branch)
GALIELL Tofick	
ZAHRA Adam	Pauline Hanson's One Nation

Election operations

Number of staff: 245

Number of early voting centres: 3

Number of election day voting centres: 26

Number of declared facilities: n/a

Election manager's office

2.01, Level 2, 147-157 Queen Street, Campbelltown NSW 2560

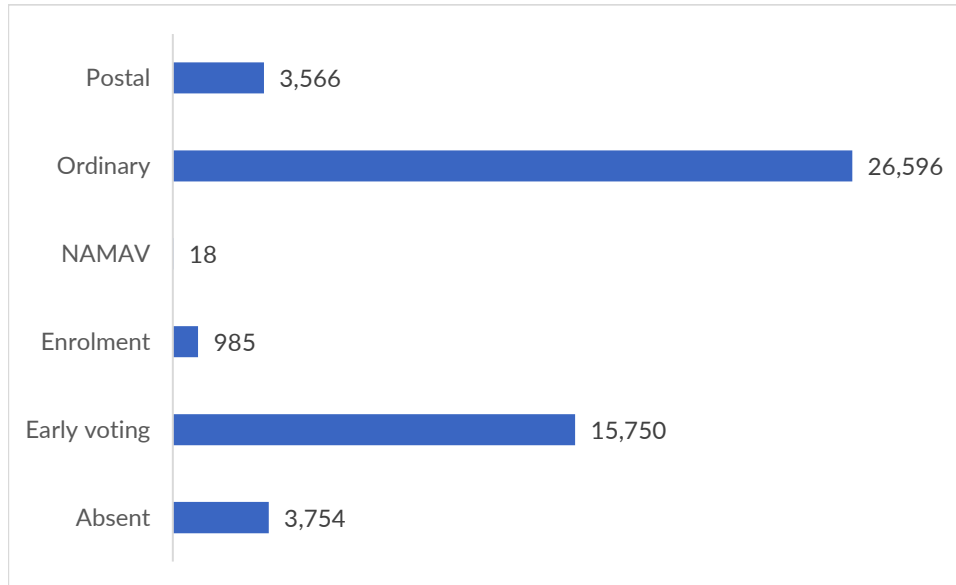
District summary

Elected candidate: COTSIS Sophie, Australian Labor Party (NSW Branch)

Enrolment: 58,548 **Participation:** 88.44%

Total votes: 50,669 **Formal:** 48,283 **Informal:** 2,386 **Formality:** 95.29%

Number of votes cast by vote type (Legislative Assembly total votes)



Apparent failure to vote notices issued: 5,808

Apparent failure to vote notices issued as a percentage of the district electoral roll: 9.92%

Nominated candidates and party affiliation

COTSIS Sophie *	Australian Labor Party (NSW Branch)
SINACORI Joe	Sustainable Australia Party - Stop Overdevelopment / Corruption
KING Kacey	Animal Justice Party
SCHOTT Bradley	The Greens NSW
HADCHITI Vanessa	Liberal Democratic Party
BOUMANSOUR Nemr	The Liberal Party of Australia, New South Wales Division

Election operations

Number of staff: 252

Number of early voting centres: 5

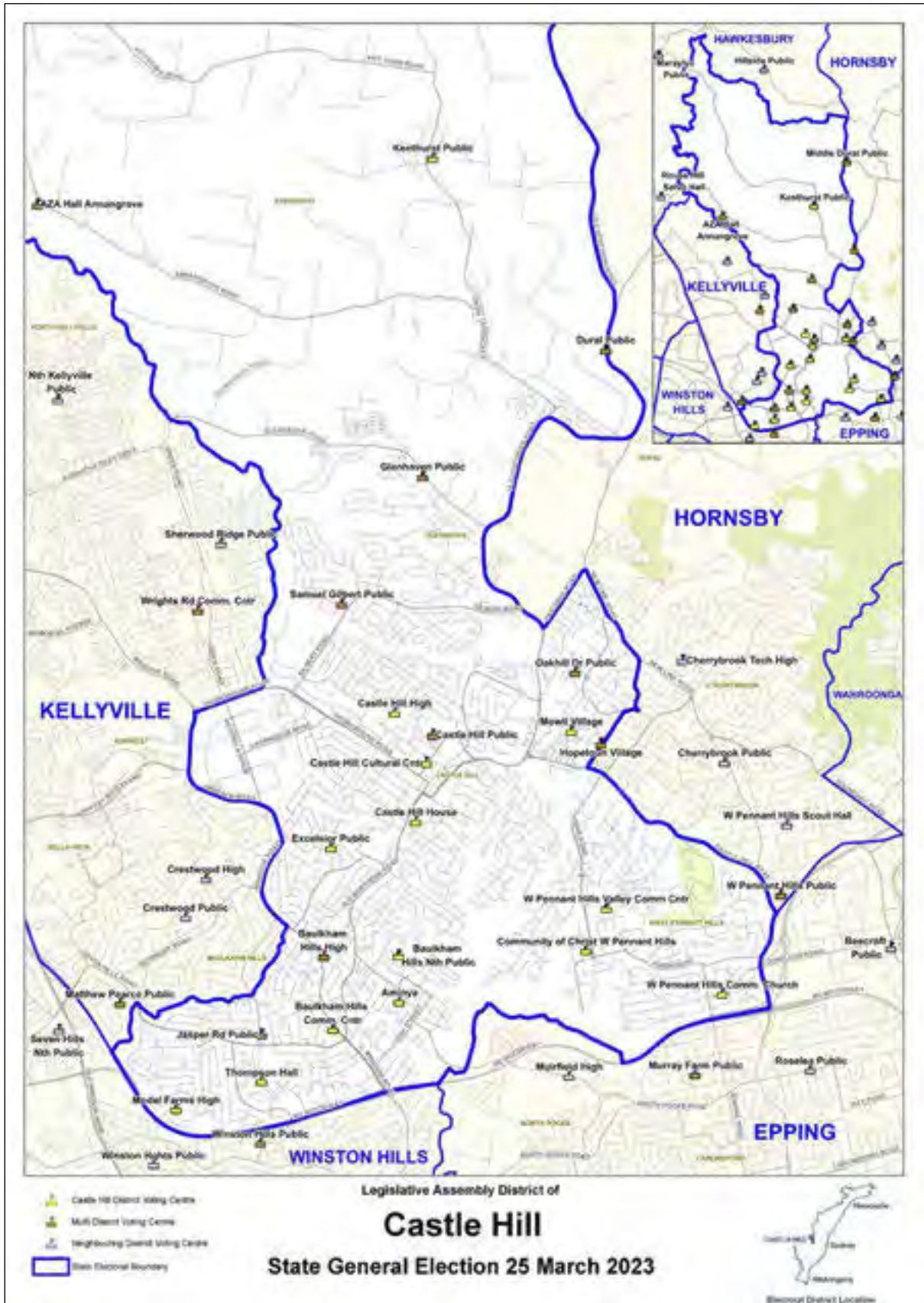
Number of election day voting centres: 24

Number of declared facilities: n/a

Election manager's office

205 Homer Street, Earlwood NSW 2206

Castle Hill



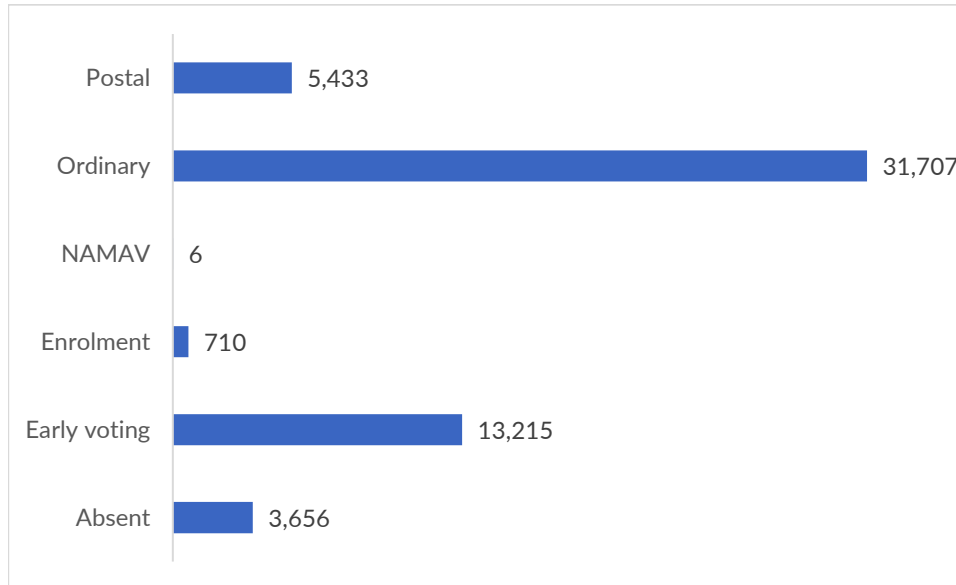
District summary

Elected candidate: HODGES Mark, The Liberal Party of Australia, New South Wales Division

Enrolment: 60,394 **Participation:** 92.61%

Total votes: 54,727 **Formal:** 53,427 **Informal:** 1,300 **Formality:** 97.62%

Number of votes cast by vote type (Legislative Assembly total votes)



Apparent failure to vote notices issued: 3,500

Apparent failure to vote notices issued as a percentage of the district electoral roll: 5.80%

Nominated candidates and party affiliation

TRINH My	Liberal Democratic Party
ORGAN Nathan	
CARTWRIGHT Tina	Australian Labor Party (NSW Branch)
CLAUS Eric	Sustainable Australia Party - Stop Overdevelopment / Corruption
KORDROSTAMI Tina	The Greens NSW
HODGES Mark *	The Liberal Party of Australia, New South Wales Division

Election operations

Number of staff: 269

Number of early voting centres: 4

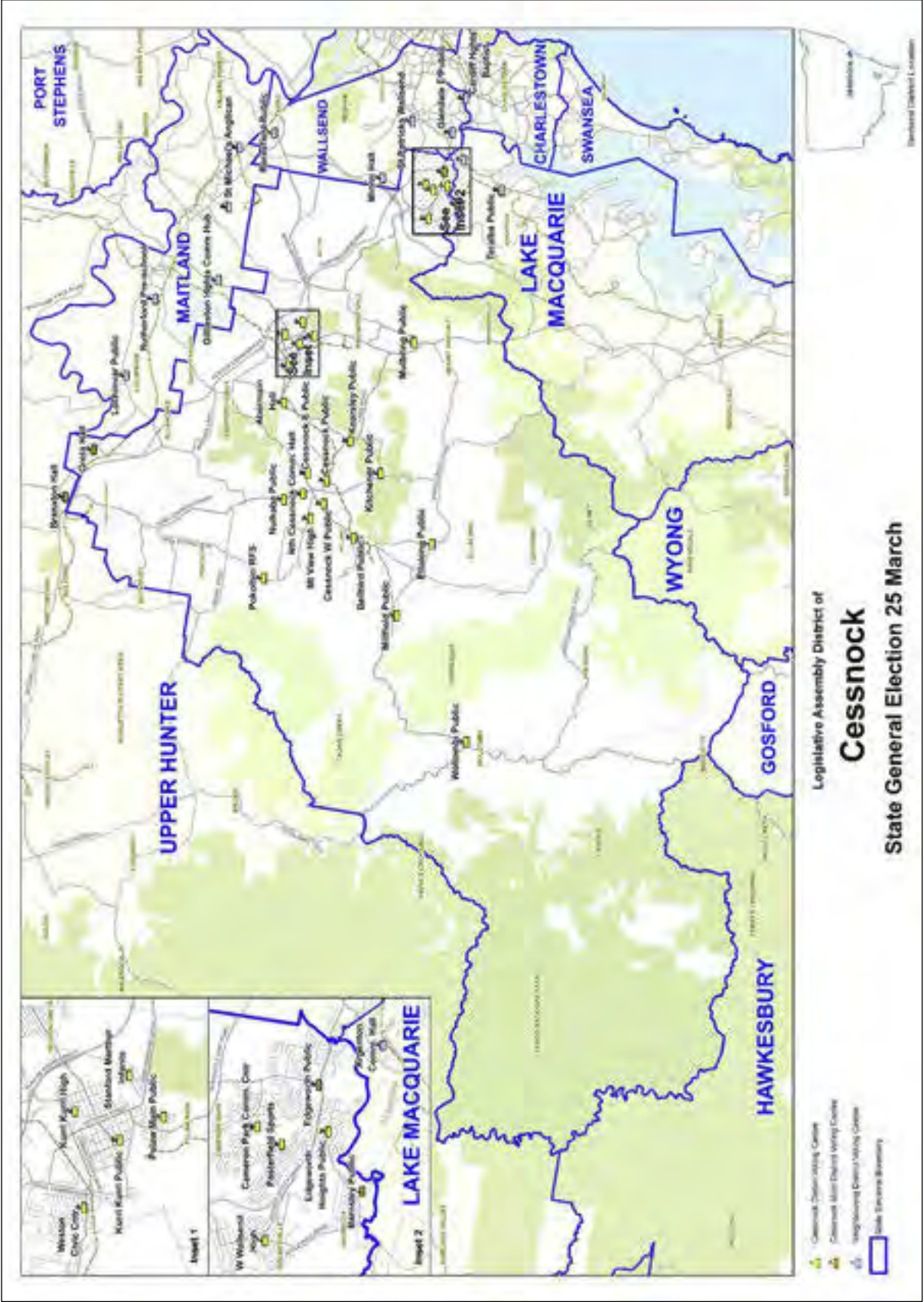
Number of election day voting centres: 29

Number of declared facilities: n/a

Election manager's office

Suite 1A, 7 Seven Hills Road, Baulkham Hills NSW 2153

Cessnock



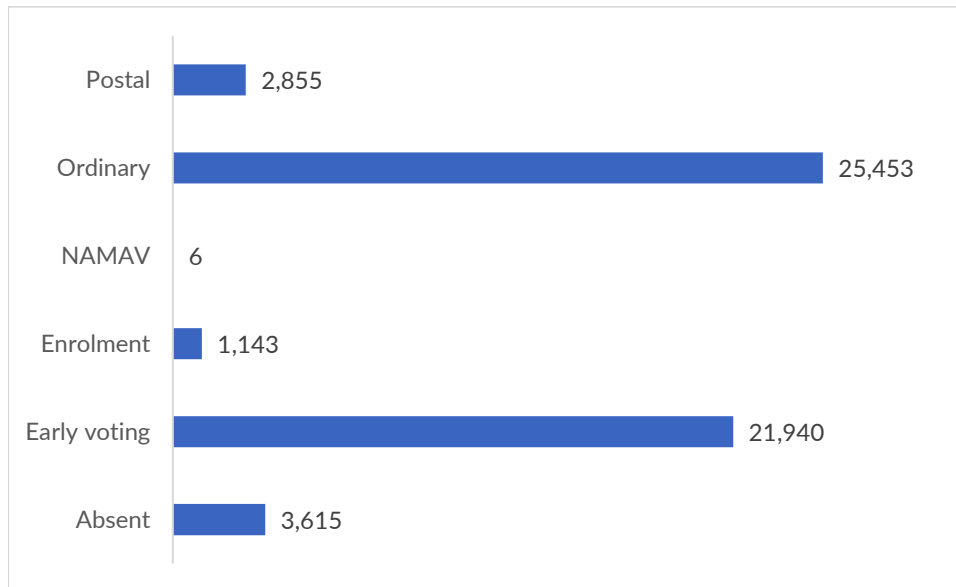
District summary

Elected candidate: BARR Clayton, Australian Labor Party (NSW Branch)

Enrolment: 62,098 **Participation:** 90.44%

Total votes: 55,012 **Formal:** 52,781 **Informal:** 2,231 **Formality:** 95.94%

Number of votes cast by vote type (Legislative Assembly total votes)



Apparent failure to vote notices issued: 5,677

Apparent failure to vote notices issued as a percentage of the district electoral roll: 9.14%

Nominated candidates and party affiliation

FENWICK Andrew	Legalise Cannabis NSW Party
BARNHAM Ash	National Party of Australia - NSW
JONES Graham	Sustainable Australia Party - Stop Overdevelopment / Corruption
KING Quintin	Pauline Hanson's One Nation
DAVIES Victoria	Animal Justice Party
NAIRN Llynda	The Greens NSW
BARR Clayton *	Australian Labor Party (NSW Branch)

Election operations

Number of staff: 226

Number of early voting centres: 4

Number of election day voting centres: 28

Number of declared facilities: n/a

Election manager's office

7 & 9/195 Wollombi Road, Cessnock NSW 2325

Charlestown



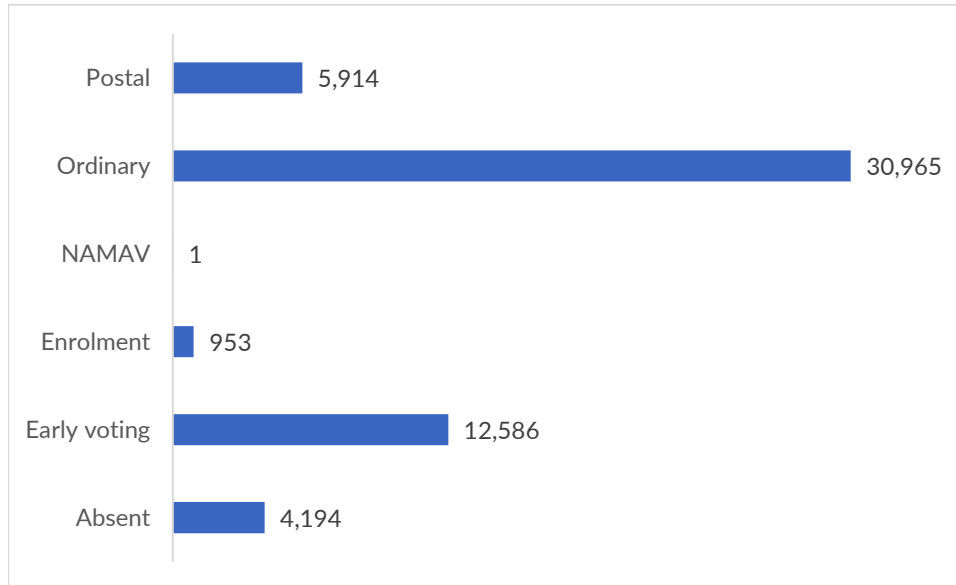
District summary

Elected candidate: HARRISON Jodie, Australian Labor Party (NSW Branch)

Enrolment: 60,974 **Participation:** 91.68%

Total votes: 54,613 **Formal:** 52,981 **Informal:** 1,632 **Formality:** 97.01%

Number of votes cast by vote type (Legislative Assembly total votes)



Apparent failure to vote notices issued: 4,221

Apparent failure to vote notices issued as a percentage of the district electoral roll: 6.92%

Nominated candidates and party affiliation

HARRISON Jodie *	Australian Labor Party (NSW Branch)
ANTCLIFF Jack	The Liberal Party of Australia, New South Wales Division
ROLFE Marie	Sustainable Australia Party - Stop Overdevelopment / Corruption
WATKINSON Greg	The Greens NSW

Election operations

Number of staff: 254

Number of early voting centres: 5

Number of election day voting centres: 29

Number of declared facilities: n/a

Election manager's office

Units 1 & 3, 218 Pacific Highway, Charlestown NSW 2290

Clarence



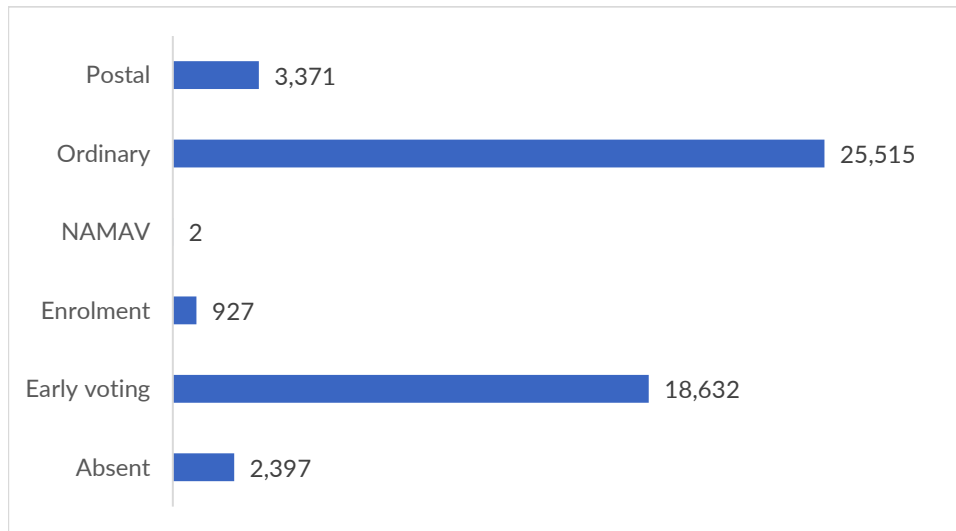
District summary

Elected candidate: WILLIAMSON Richie, National Party of Australia - NSW

Enrolment: 57,265 **Participation:** 90.16%

Total votes: 50,844 **Formal:** 48,933 **Informal:** 1,911 **Formality:** 96.24%

Number of votes cast by vote type (Legislative Assembly total votes)



Apparent failure to vote notices issued: 4,961

Apparent failure to vote notices issued as a percentage of the district electoral roll: 8.66%

Nominated candidates and party affiliation

RAYNER Mark	Legalise Cannabis NSW Party
CLANCY Greg	The Greens NSW
NOVAK Debrah	
WILLIAMSON Richie *	National Party of Australia - NSW
ANKERSMIT Leon	Australian Labor Party (NSW Branch)
DUROUX Brett	
LEVI Nicki	
KELLER George	Sustainable Australia Party - Stop Overdevelopment / Corruption

Election operations

Number of staff: 218

Number of early voting centres: 4

Number of election day voting centres: 39

Number of declared facilities: n/a

Election manager's office

24 Queen Street, Grafton NSW 2460

Coffs Harbour



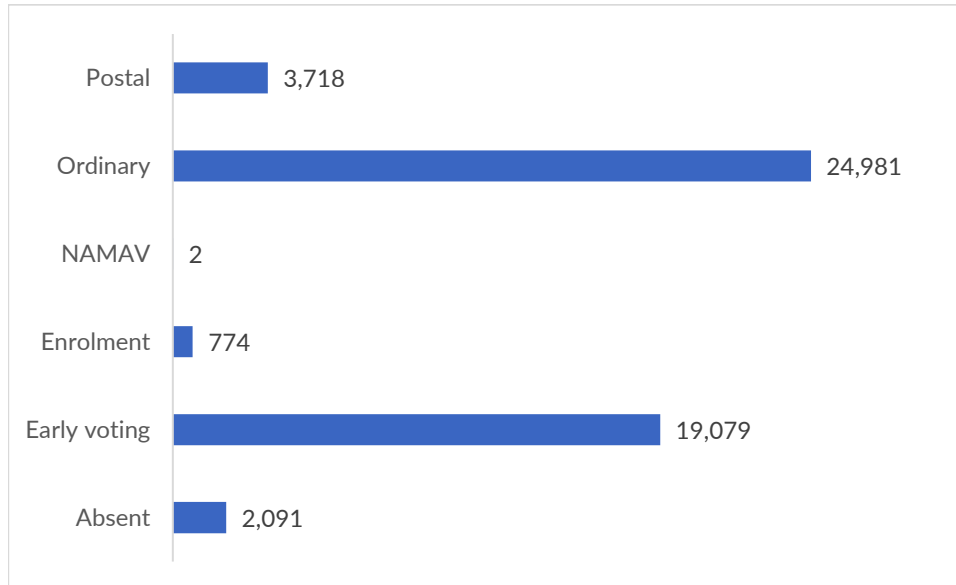
District summary

Elected candidate: SINGH Gurmesh, National Party of Australia - NSW

Enrolment: 57,830 **Participation:** 88.77%

Total votes: 50,645 **Formal:** 49,229 **Informal:** 1,416 **Formality:** 97.20%

Number of votes cast by vote type (Legislative Assembly total votes)



Apparent failure to vote notices issued: 5,405

Apparent failure to vote notices issued as a percentage of the district electoral roll: 9.35%

Nominated candidates and party affiliation

JUDGE Tony	Australian Labor Party (NSW Branch)
SINGH Gurmesh *	National Party of Australia - NSW
CULLY Ruth	Sustainable Australia Party - Stop Overdevelopment / Corruption
ELLISTON Tihema	Legalise Cannabis NSW Party
TOWNLEY Sally	
PEARCE Kellie	Animal Justice Party
NOTT Tim	The Greens NSW

Election operations

Number of staff: 195

Number of early voting centres: 4

Number of election day voting centres: 23

Number of declared facilities: n/a

Election manager's office

123 Pacific Highway, Coffs Harbour NSW 2450

Coogee



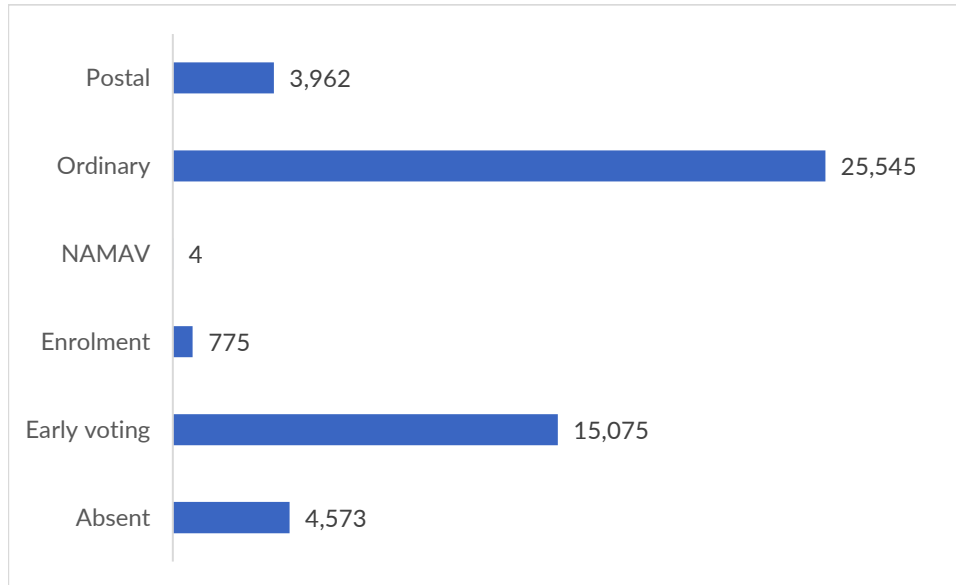
District summary

Elected candidate: O'NEILL Marjorie, Australian Labor Party (NSW Branch)

Enrolment: 59,486 **Participation:** 85.64%

Total votes: 49,934 **Formal:** 49,004 **Informal:** 930 **Formality:** 98.14%

Number of votes cast by vote type (Legislative Assembly total votes)



Apparent failure to vote notices issued: 6,810

Apparent failure to vote notices issued as a percentage of the district electoral roll: 11.45%

Nominated candidates and party affiliation

MURRAY Lluisa	Sustainable Australia Party - Stop Overdevelopment / Corruption
VON MUENSTER Kylie	The Liberal Party of Australia, New South Wales Division
O'NEILL Marjorie *	Australian Labor Party (NSW Branch)
MOSQUERA Alicia	Informed Medical Options Party (IMOP)
PANDOLFINI Rafaela	The Greens NSW
GARROD Simon	Animal Justice Party

Election operations

Number of staff: 229

Number of early voting centres: 4

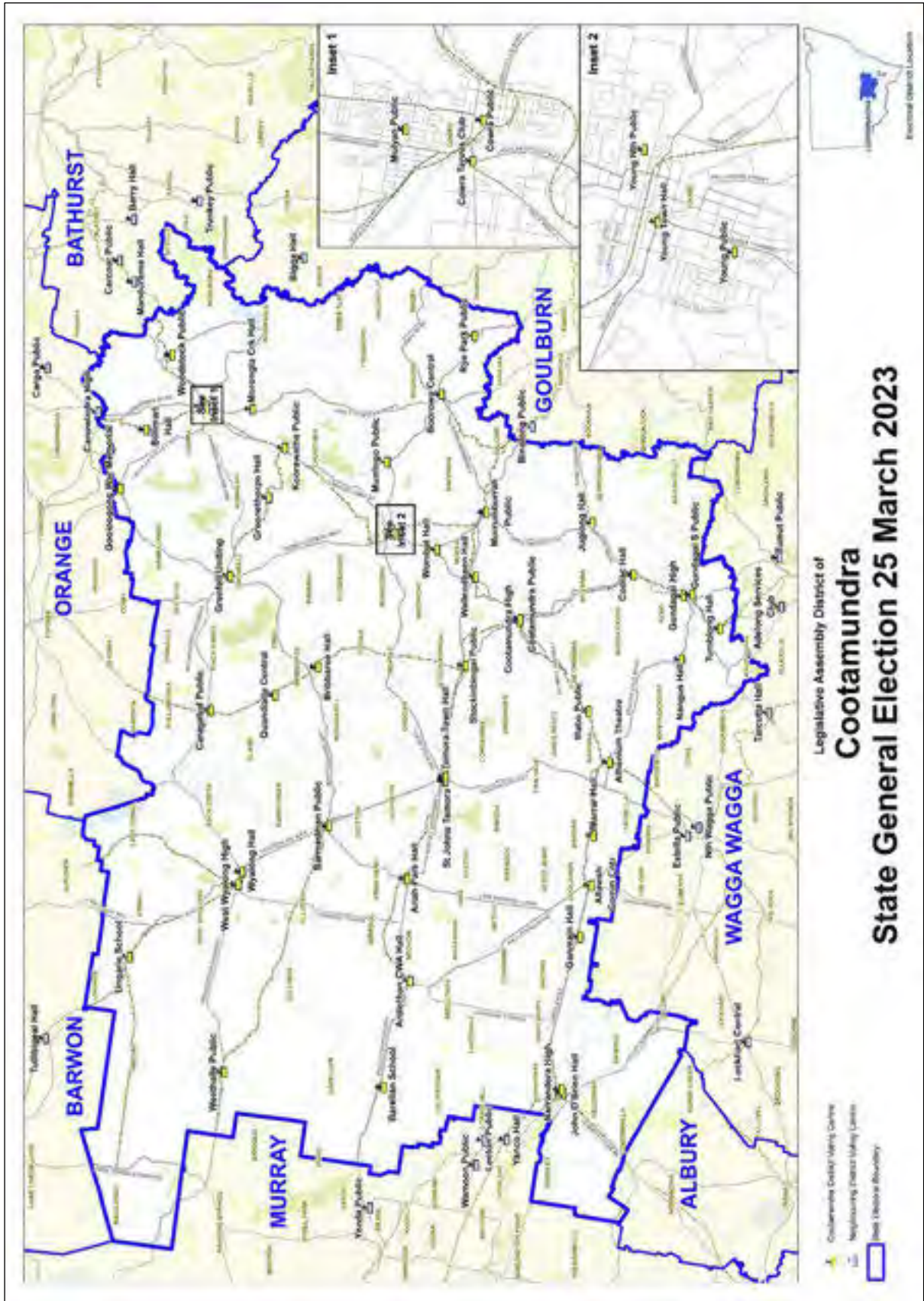
Number of election day voting centres: 26

Number of declared facilities: 3

Election manager's office

Randwick Town Hall, 90 Avoca Street, Randwick NSW 2031

Cootamundra



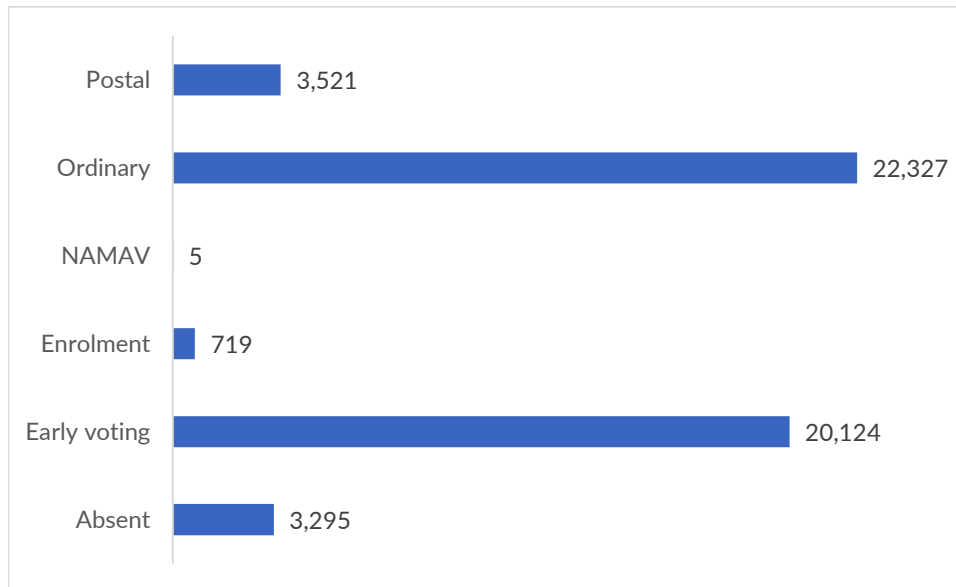
District summary

Elected candidate: COOKE Steph, National Party of Australia - NSW

Enrolment: 56,016 **Participation:** 90.58%

Total votes: 49,991 **Formal:** 48,848 **Informal:** 1,143 **Formality:** 97.71%

Number of votes cast by vote type (Legislative Assembly total votes)



Apparent failure to vote notices issued: 4,622

Apparent failure to vote notices issued as a percentage of the district electoral roll: 8.25%

Nominated candidates and party affiliation

YOUNG Robert

COOKE Steph * **National Party of Australia - NSW**

DAHLITZ Chris Australian Labor Party (NSW Branch)

O'ROURKE Chris Sustainable Australia Party - Stop Overdevelopment / Corruption

CULLEN Jake Shooters, Fishers and Farmers Party (NSW) Incorporated

FISHER Brian

PASSLOW Jeffrey The Greens NSW

Election operations

Number of staff: 204

Number of early voting centres: 8

Number of election day voting centres: 48

Number of declared facilities: n/a

Election manager's office

81 Wallendoon Street, Cootamundra NSW 2590

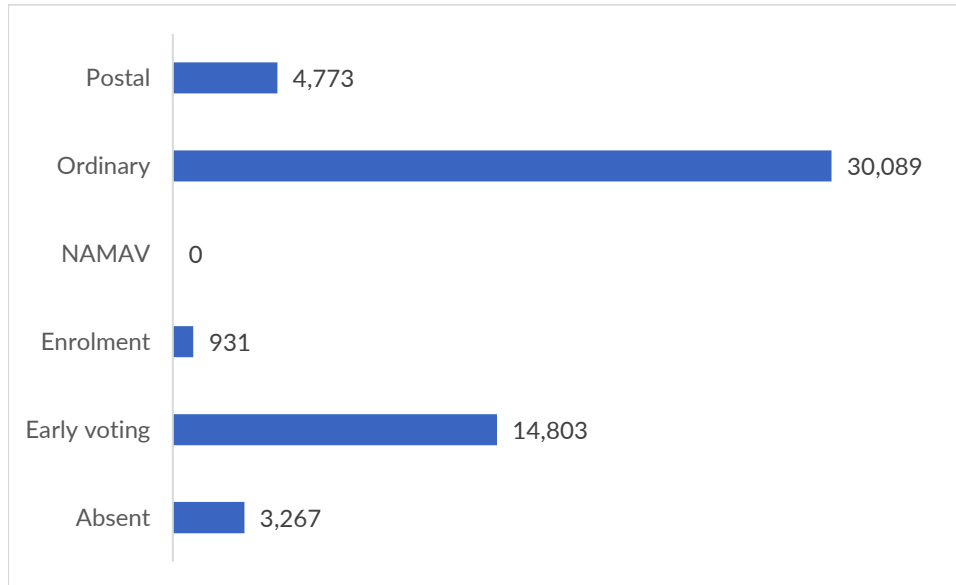
District summary

Elected candidate: SPEAKMAN Mark, The Liberal Party of Australia, New South Wales Division

Enrolment: 58,926 **Participation:** 93.10%

Total votes: 53,863 **Formal:** 52,612 **Informal:** 1,251 **Formality:** 97.68%

Number of votes cast by vote type (Legislative Assembly total votes)



Apparent failure to vote notices issued: 3,484

Apparent failure to vote notices issued as a percentage of the district electoral roll: 5.91%

Nominated candidates and party affiliation

CONSTANCE Paul	Australian Labor Party (NSW Branch)
DYSON Catherine	The Greens NSW
IBBOTSON Craig	Pauline Hanson's One Nation
GIANNAKIS Domna	Informed Medical Options Party (IMOP)
MORAN Richard	Sustainable Australia Party - Stop Overdevelopment / Corruption
SPEAKMAN Mark *	The Liberal Party of Australia, New South Wales Division

Election operations

Number of staff: 238

Number of early voting centres: 4

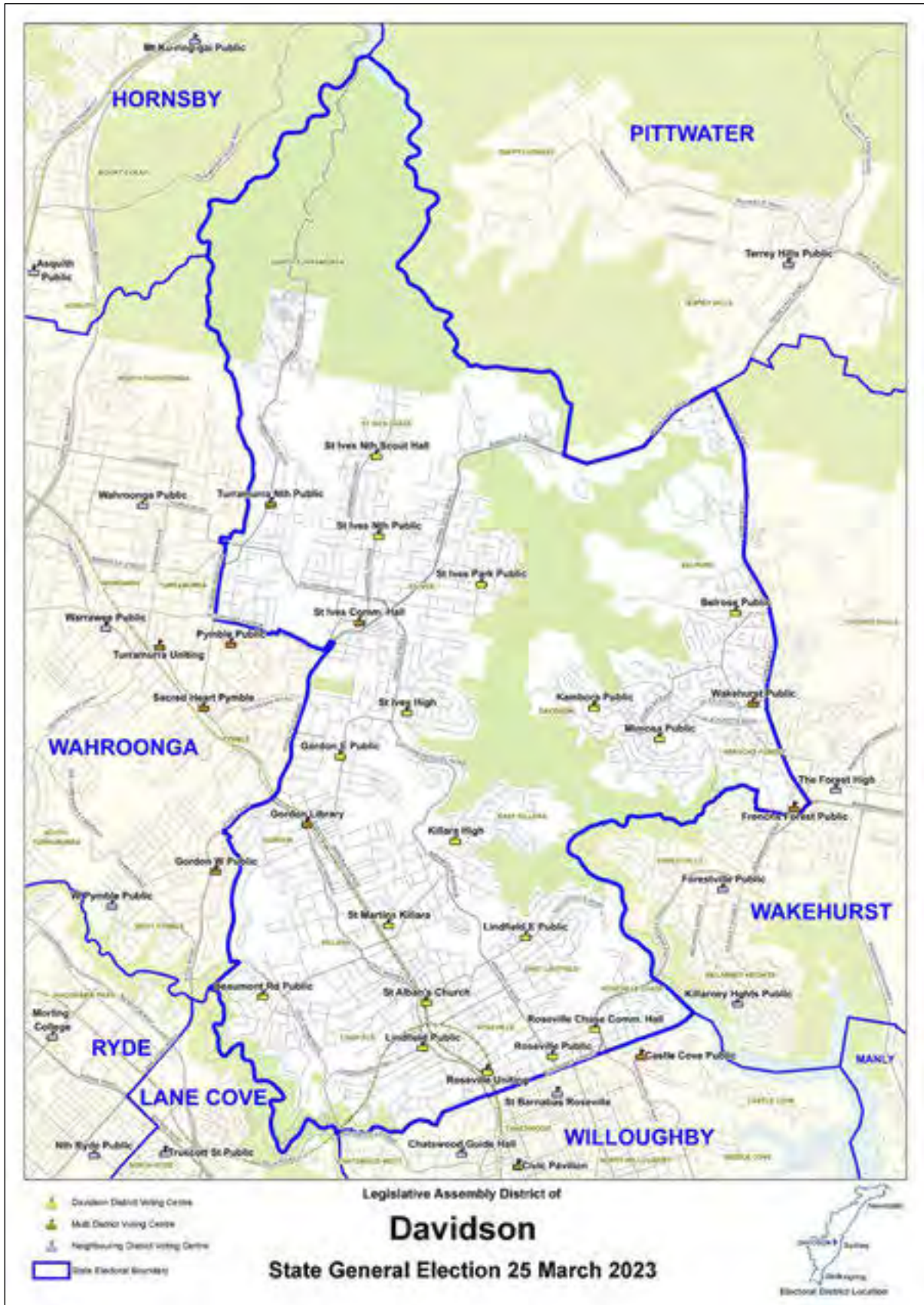
Number of election day voting centres: 24

Number of declared facilities: n/a

Election manager's office

Training Building, 13 Endeavour Road, Caringbah NSW 2229

Davidson



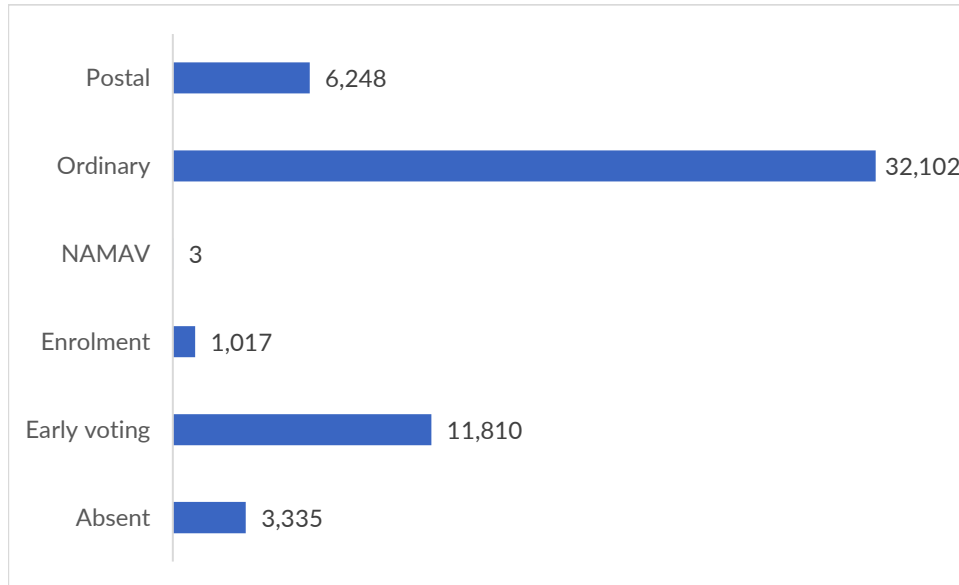
District summary

Elected candidate: CROSS Matt, The Liberal Party of Australia, New South Wales Division

Enrolment: 59,865 **Participation:** 92.84%

Total votes: 54,515 **Formal:** 53,319 **Informal:** 1,196 **Formality:** 97.81%

Number of votes cast by vote type (Legislative Assembly total votes)



Apparent failure to vote notices issued: 3,003

Apparent failure to vote notices issued as a percentage of the district electoral roll: 5.02%

Nominated candidates and party affiliation

CROSS Matt *	The Liberal Party of Australia, New South Wales Division
KITSON Janine	
ATKINSON Caroline	The Greens NSW
WILLS Andrew	Sustainable Australia Party - Stop Overdevelopment / Corruption
EDELSTEIN Karyn	Australian Labor Party (NSW Branch)

Election operations

Number of staff: 248

Number of early voting centres: 5

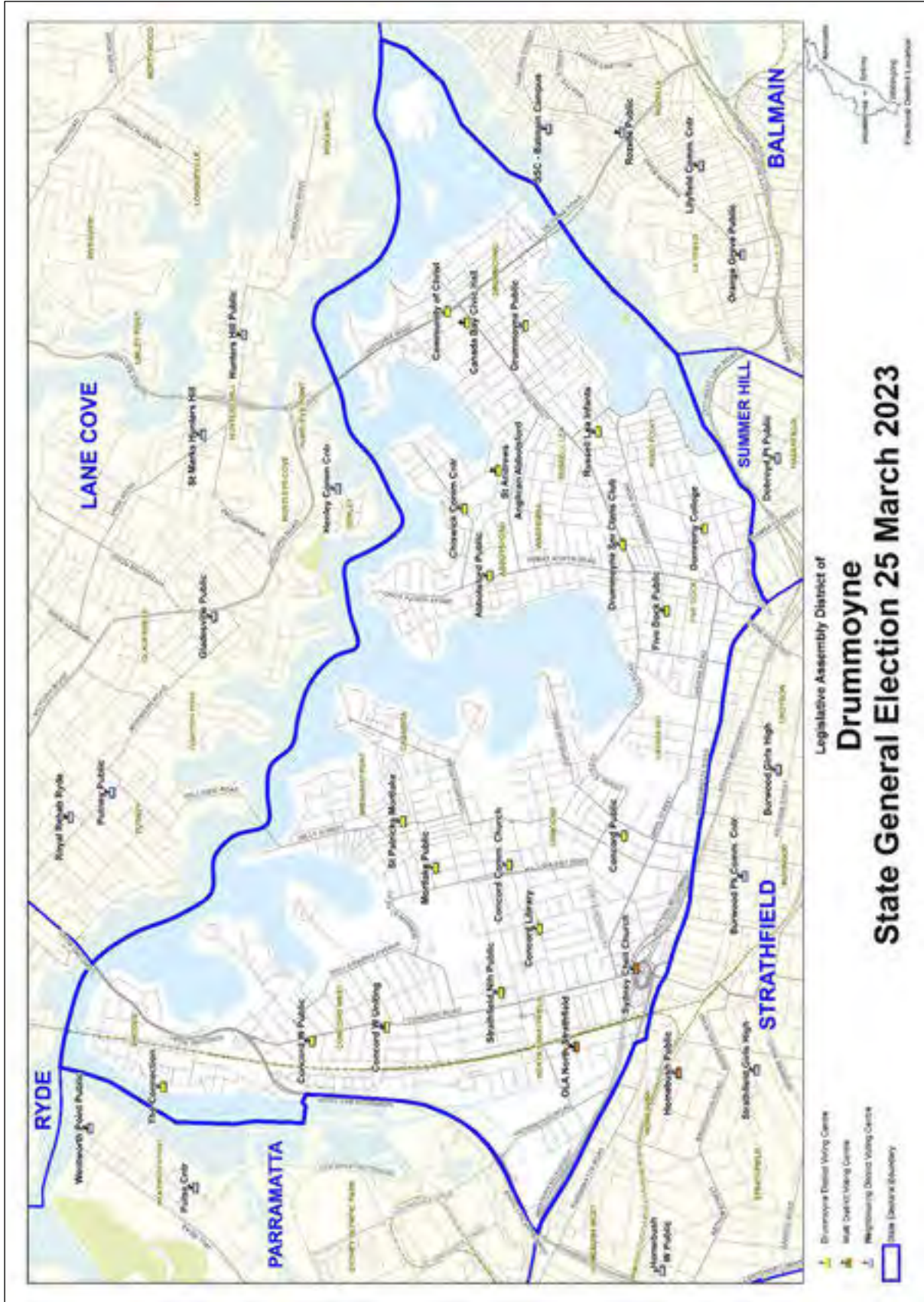
Number of election day voting centres: 28

Number of declared facilities: 6

Election manager's office

Level 1, Suite 2, 924 Pacific Highway, Gordon NSW 2072

Drummoyne



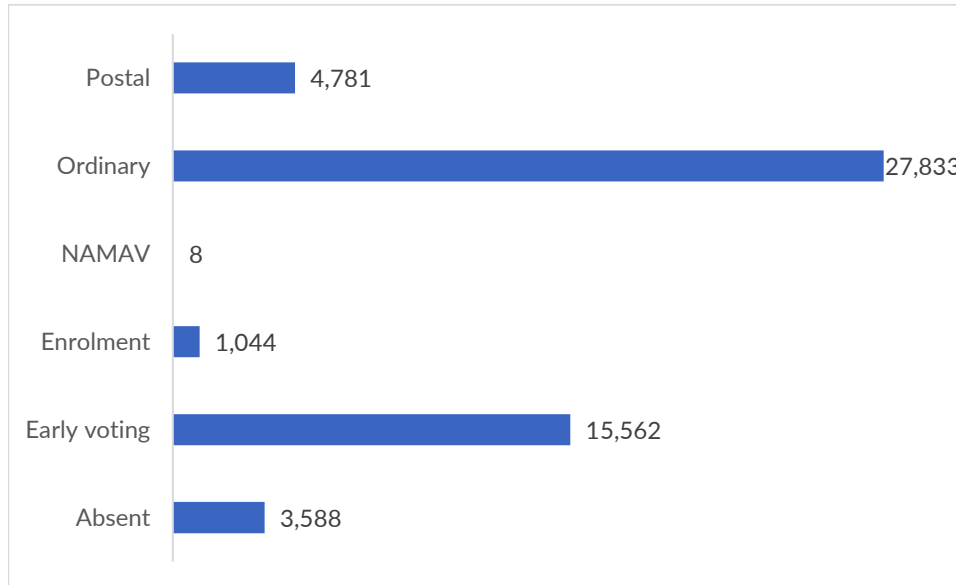
District summary

Elected candidate: DI PASQUA Stephanie, The Liberal Party of Australia, New South Wales Division

Enrolment: 58,939 **Participation:** 91.55%

Total votes: 52,816 **Formal:** 51,639 **Informal:** 1,177 **Formality:** 97.77%

Number of votes cast by vote type (Legislative Assembly total votes)



Apparent failure to vote notices issued: 4,023

Apparent failure to vote notices issued as a percentage of the district electoral roll: 6.83%

Nominated candidates and party affiliation

DI PASQUA Stephanie *	The Liberal Party of Australia, New South Wales Division
CONAGHAN Patrick	Sustainable Australia Party - Stop Overdevelopment / Corruption
JAGO Charles	The Greens NSW
LITTLE Julia	Australian Labor Party (NSW Branch)

Election operations

Number of staff: 230

Number of early voting centres: 4

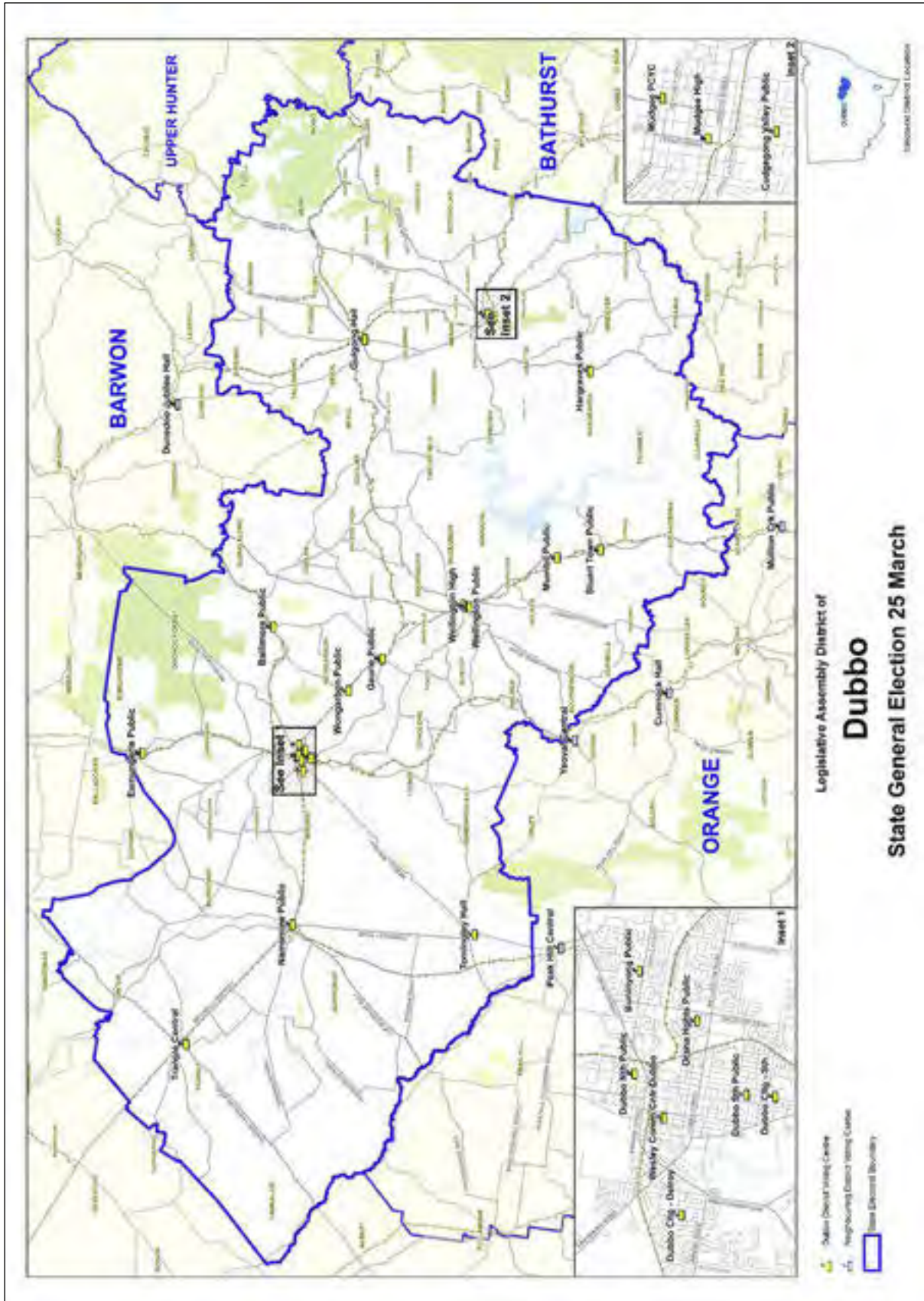
Number of election day voting centres: 22

Number of declared facilities: 1

Election manager's office

Suite G.01, 1A Homebush Bay Drive, Rhodes NSW 2138

Dubbo



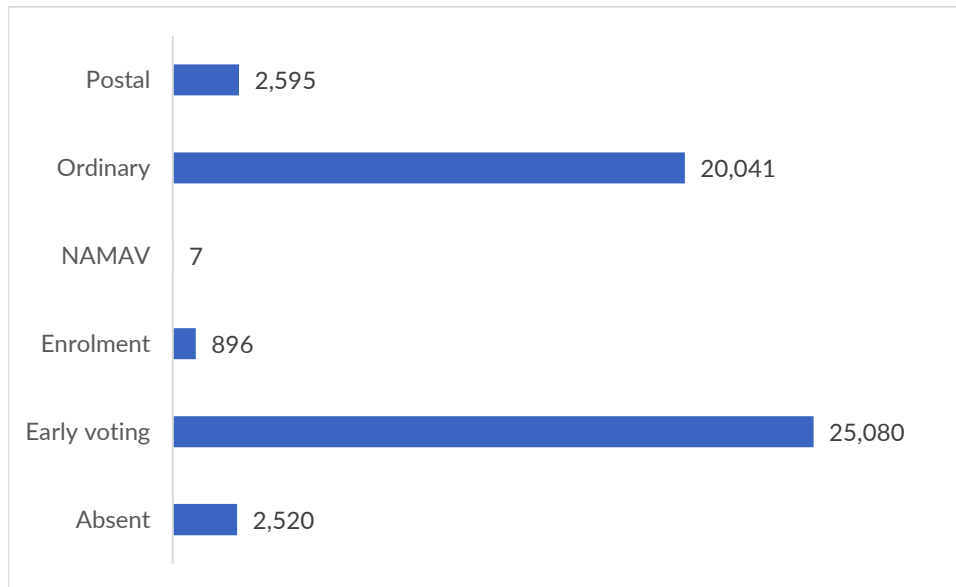
District summary

Elected candidate: SAUNDERS Dugald, National Party of Australia - NSW

Enrolment: 57,922 **Participation:** 89.54%

Total votes: 51,139 **Formal:** 49,544 **Informal:** 1,595 **Formality:** 96.88%

Number of votes cast by vote type (Legislative Assembly total votes)



Apparent failure to vote notices issued: 5,967

Apparent failure to vote notices issued as a percentage of the district electoral roll: 10.30%

Nominated candidates and party affiliation

BLACK Josh	Australian Labor Party (NSW Branch)
RICHARDSON Kate	Shooters, Fishers and Farmers Party (NSW) Incorporated
THOMAS Robyn	The Greens NSW
SAUNDERS Dugald *	National Party of Australia - NSW
LITTLEJOHN Mark	Legalise Cannabis NSW Party
NUGENT Anthony	Sustainable Australia Party - Stop Overdevelopment / Corruption

Election operations

Number of staff: 165

Number of early voting centres: 6

Number of election day voting centres: 23

Number of declared facilities: n/a

Election manager's office

139 Darling Street, Dubbo NSW 2830

East Hills



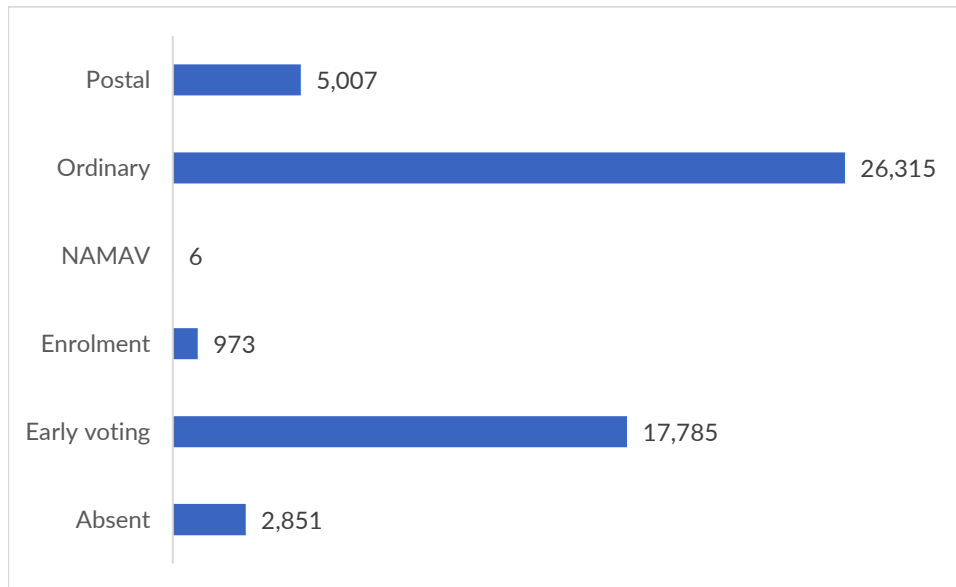
District summary

Elected candidate: WILKINSON Kylie, Australian Labor Party (NSW Branch)

Enrolment: 59,684 **Participation:** 91.12%

Total votes: 52,937 **Formal:** 50,393 **Informal:** 2,544 **Formality:** 95.19%

Number of votes cast by vote type (Legislative Assembly total votes)



Apparent failure to vote notices issued: 4,649

Apparent failure to vote notices issued as a percentage of the district electoral roll: 7.79%

Nominated candidates and party affiliation

WILKINSON Kylie *	Australian Labor Party (NSW Branch)
BROGAN Chris	
LINDSAY Wendy	The Liberal Party of Australia, New South Wales Division
HANNA Natalie	The Greens NSW

Election operations

Number of staff: 202

Number of early voting centres: 5

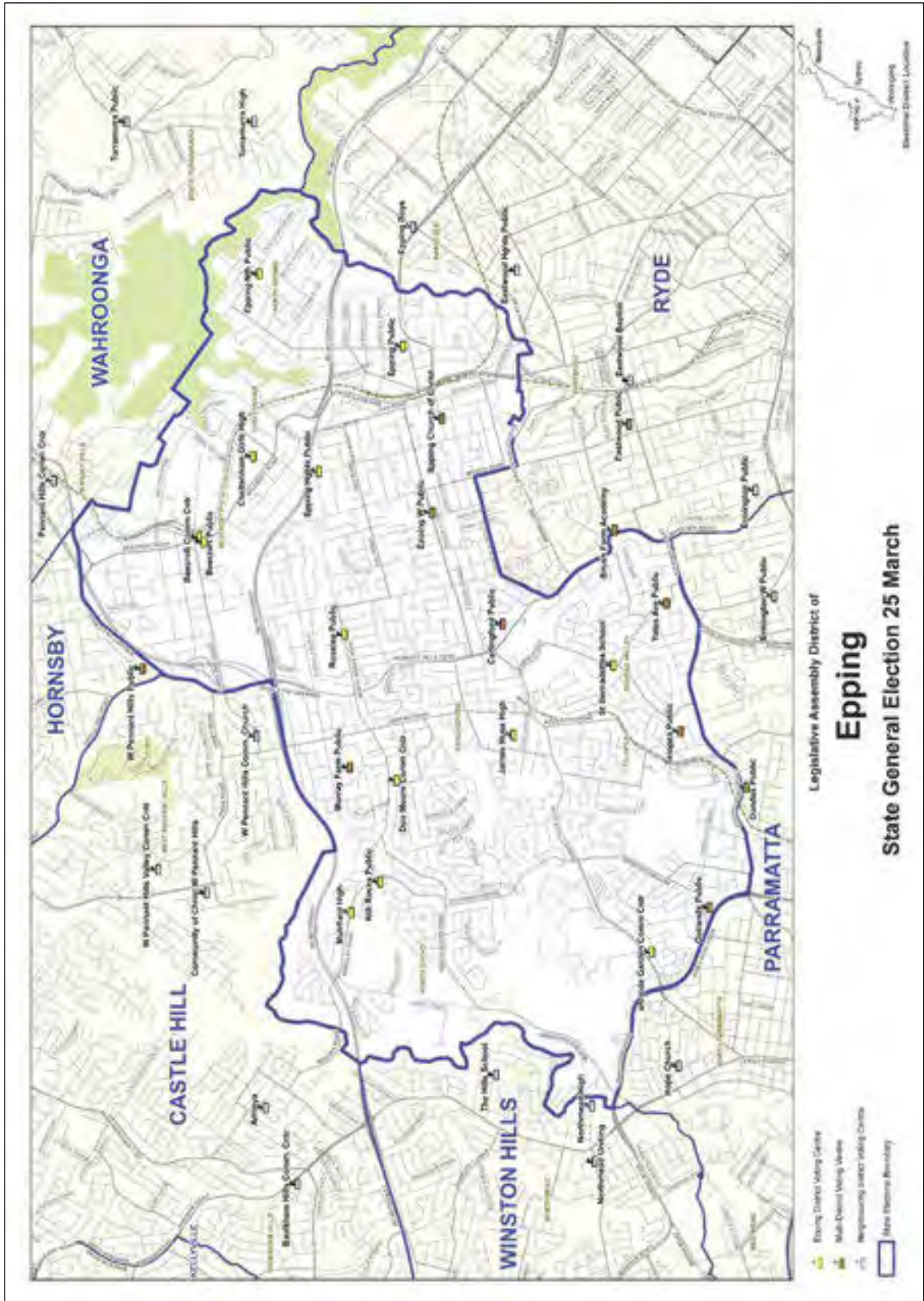
Number of election day voting centres: 23

Number of declared facilities: n/a

Election manager's office

3 Avro Street, Bankstown Aerodrome NSW 2200

Epping



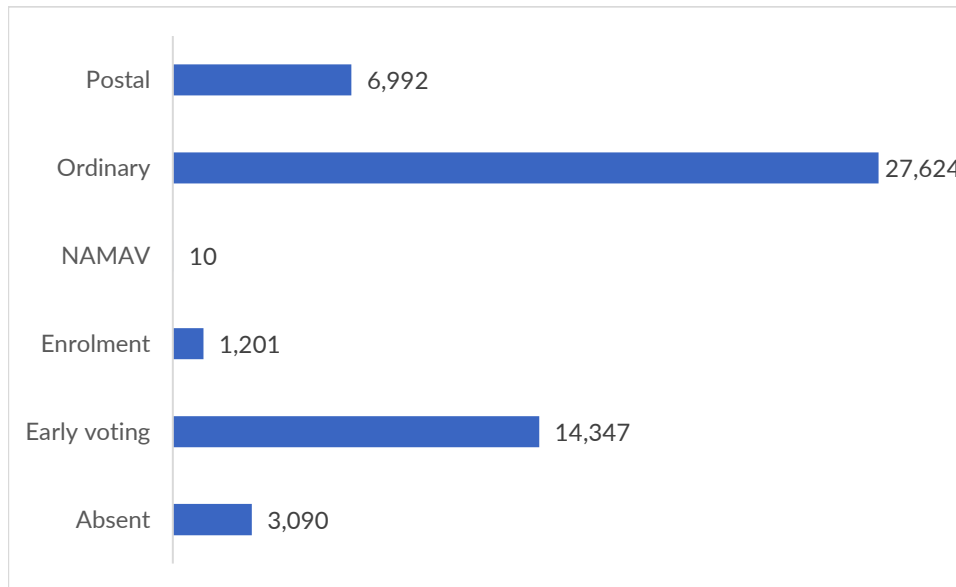
District summary

Elected candidate: PERROTTET Dominic, The Liberal Party of Australia, New South Wales Division

Enrolment: 58,728 **Participation:** 93.21%

Total votes: 53,264 **Formal:** 51,985 **Informal:** 1,279 **Formality:** 97.60%

Number of votes cast by vote type (Legislative Assembly total votes)



Apparent failure to vote notices issued: 3,248

Apparent failure to vote notices issued as a percentage of the district electoral roll: 5.53%

Nominated candidates and party affiliation

BRADLEY Phil	The Greens NSW
MASCARENHAS Alan	Australian Labor Party (NSW Branch)
WATERSON Victor	
MOLLOY Bradley	Sustainable Australia Party - Stop Overdevelopment / Corruption
PERROTTET Dominic *	The Liberal Party of Australia, New South Wales Division
TERCEIRO Carmen	Animal Justice Party

Election operations

Number of staff: 218

Number of early voting centres: 4

Number of election day voting centres: 24

Number of declared facilities: n/a

Election manager's office

6/44-46 Oxford Street, Epping NSW 2121

Fairfield



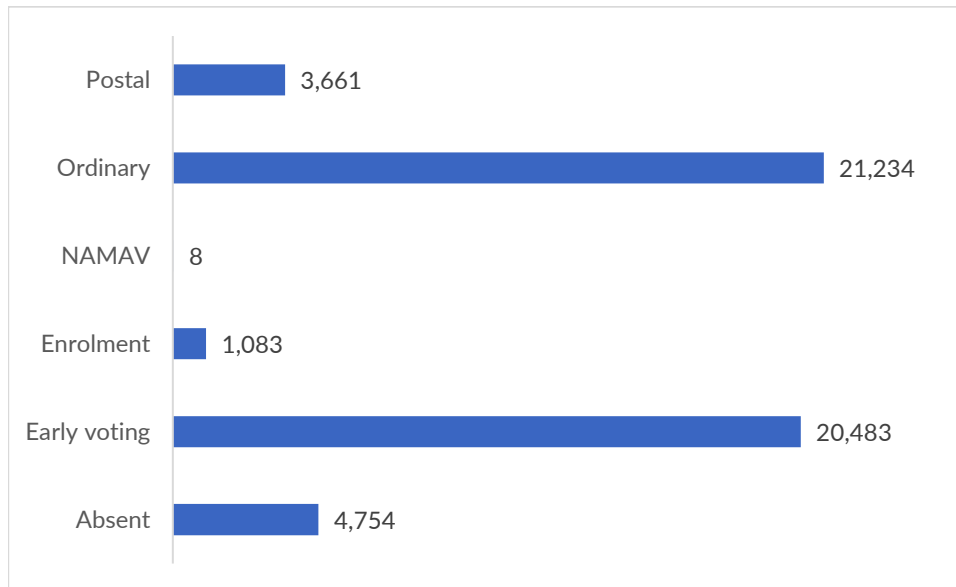
District summary

Elected candidate: SALIBA David, Australian Labor Party (NSW Branch)

Enrolment: 60,115 **Participation:** 87.52%

Total votes: 51,223 **Formal:** 47,598 **Informal:** 3,625 **Formality:** 92.92%

Number of votes cast by vote type (Legislative Assembly total votes)



Apparent failure to vote notices issued: 6,536

Apparent failure to vote notices issued as a percentage of the district electoral roll: 10.87%

Nominated candidates and party affiliation

LOVERO Severino

ODESH Hikmat

SALIBA David * **Australian Labor Party (NSW Branch)**

POTKONYAK Jacob Legalise Cannabis NSW Party

BALL Monika The Greens NSW

PILLAI Aaryen The Liberal Party of Australia, New South Wales Division

LEGGATT Robyn Public Education Party

Election operations

Number of staff: 222

Number of early voting centres: 5

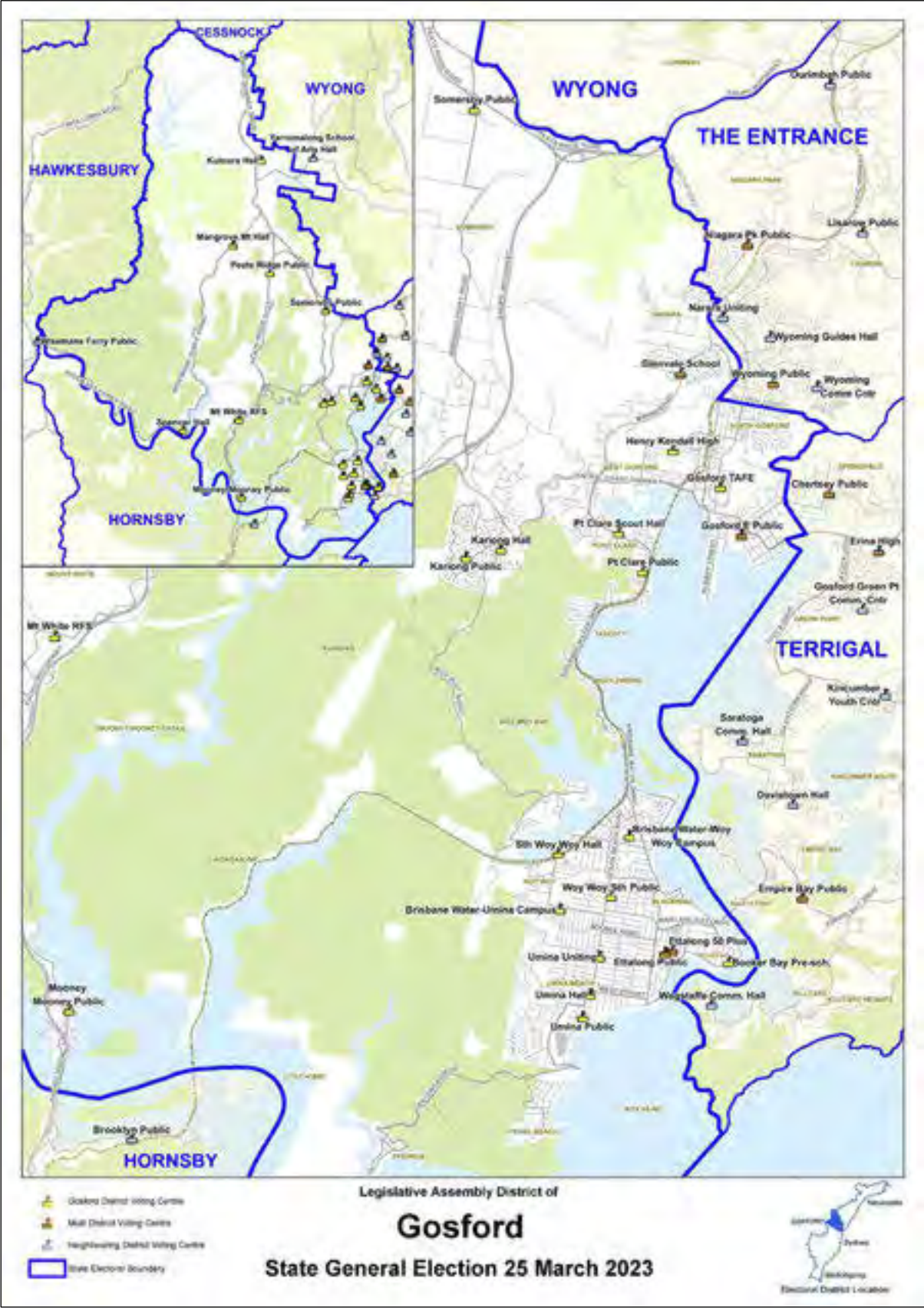
Number of election day voting centres: 25

Number of declared facilities: n/a

Election manager's office

25 Smart Street, Fairfield NSW 2165

Gosford



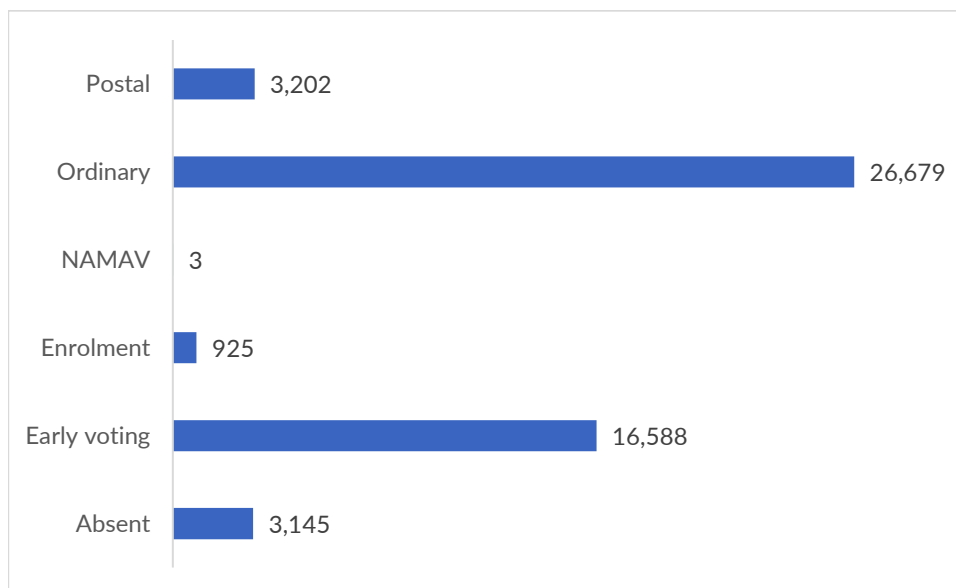
District summary

Elected candidate: TESCH Liesl, Australian Labor Party (NSW Branch)

Enrolment: 58,134 **Participation:** 88.34%

Total votes: 50,542 **Formal:** 49,018 **Informal:** 1,524 **Formality:** 96.98%

Number of votes cast by vote type (Legislative Assembly total votes)



Apparent failure to vote notices issued: 5,670

Apparent failure to vote notices issued as a percentage of the district electoral roll: 9.75%

Nominated candidates and party affiliation

VAN HAREN Hilary	The Greens NSW
BOCKING Dee	The Liberal Party of Australia, New South Wales Division
TESCH Liesl *	Australian Labor Party (NSW Branch)
SOETENS Ineka	Sustainable Australia Party - Stop Overdevelopment / Corruption
BELLAMY Lisa	
MCCALLUM Emily	Animal Justice Party
FREEMAN Larry	Shooters, Fishers and Farmers Party (NSW) Incorporated

Election operations

Number of staff: 217

Number of early voting centres: 4

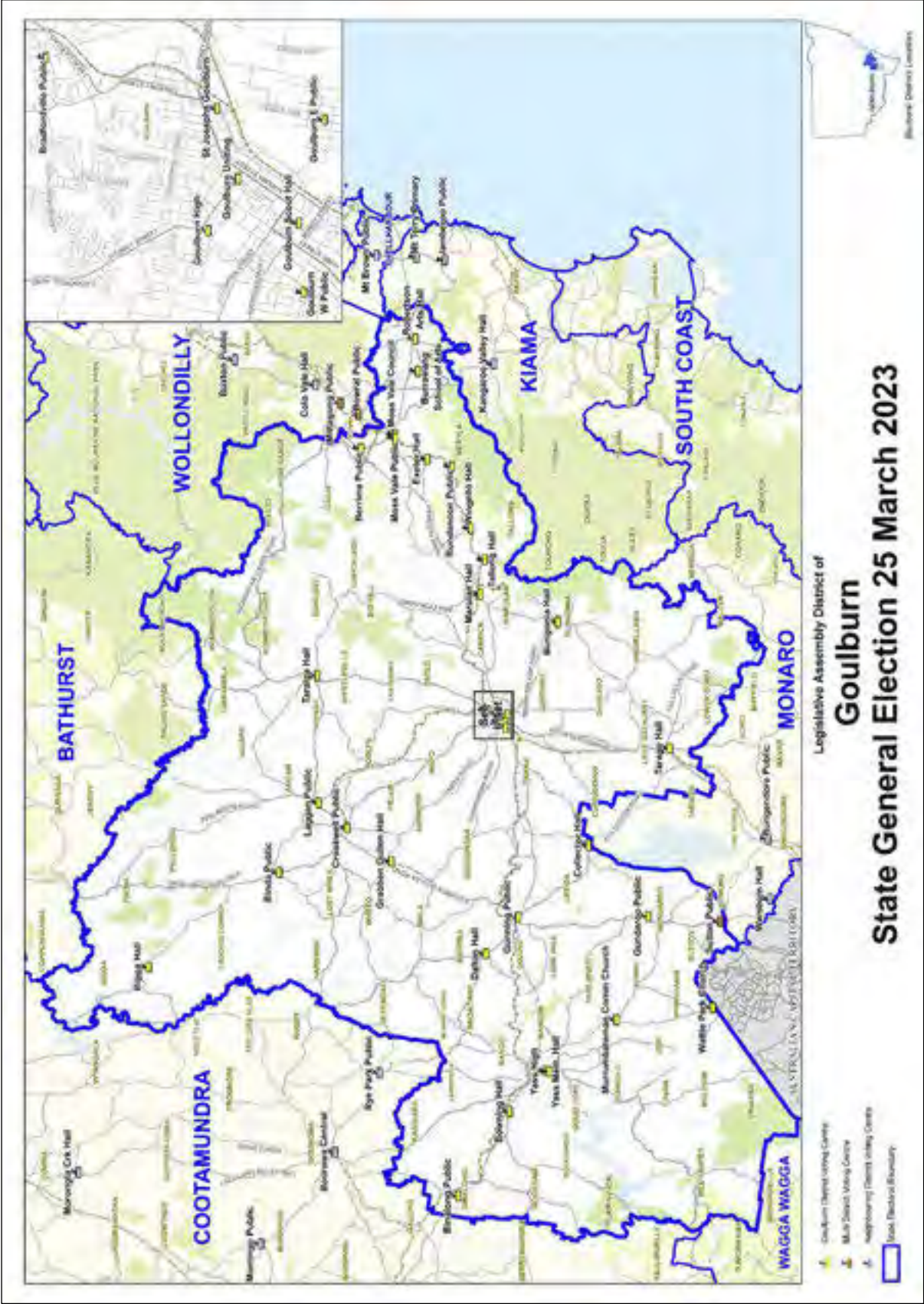
Number of election day voting centres: 30

Number of declared facilities: 3

Election manager's office

49 Mann Street, Gosford NSW 2250

Goulburn



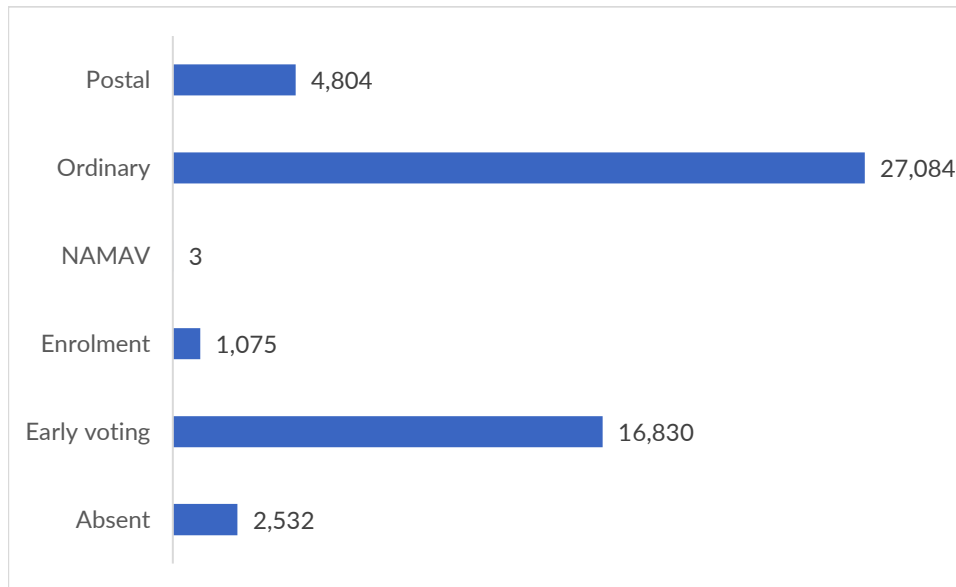
District summary

Elected candidate: TUCKERMAN Wendy, The Liberal Party of Australia, New South Wales Division

Enrolment: 57,607 **Participation:** 92.31%

Total votes: 52,328 **Formal:** 50,775 **Informal:** 1,553 **Formality:** 97.03%

Number of votes cast by vote type (Legislative Assembly total votes)



Apparent failure to vote notices issued: 3,977

Apparent failure to vote notices issued as a percentage of the district electoral roll: 6.90%

Nominated candidates and party affiliation

PILBROW Michael	Australian Labor Party (NSW Branch)
LOGAN Margaret	Sustainable Australia Party - Stop Overdevelopment / Corruption
TUCKERMAN Wendy *	The Liberal Party of Australia, New South Wales Division
WOOD Andrew	Shooters, Fishers and Farmers Party (NSW) Incorporated
OLSEN Gregory John	The Greens NSW

Election operations

Number of staff: 226

Number of early voting centres: 5

Number of election day voting centres: 38

Number of declared facilities: n/a

Election manager's office

412-414 Auburn Street, Goulburn NSW 2580

Granville



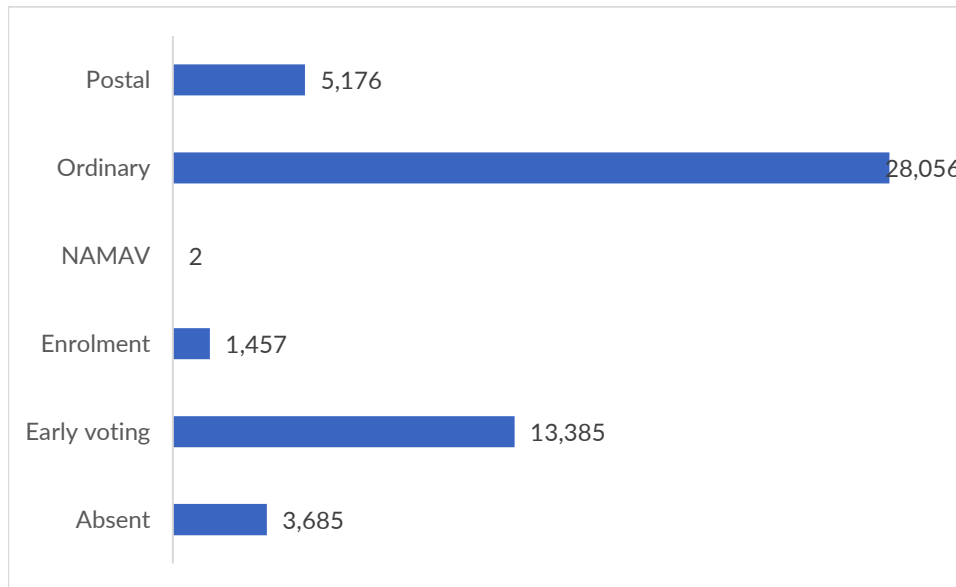
District summary

Elected candidate: FINN Julia, Australian Labor Party (NSW Branch)

Enrolment: 62,236 **Participation:** 85.63%

Total votes: 51,761 **Formal:** 48,687 **Informal:** 3,074 **Formality:** 94.06%

Number of votes cast by vote type (Legislative Assembly total votes)



Apparent failure to vote notices issued: 8,297

Apparent failure to vote notices issued as a percentage of the district electoral roll: 13.33%

Nominated candidates and party affiliation

SAAD Charbel	
CASTLE Janet	The Greens NSW
FINN Julia *	Australian Labor Party (NSW Branch)
LAXMANALAL Rohan	Animal Justice Party
HADCHITI John	Liberal Democratic Party
MASUM Anm	The Liberal Party of Australia, New South Wales Division

Election operations

Number of staff: 287

Number of early voting centres: 5

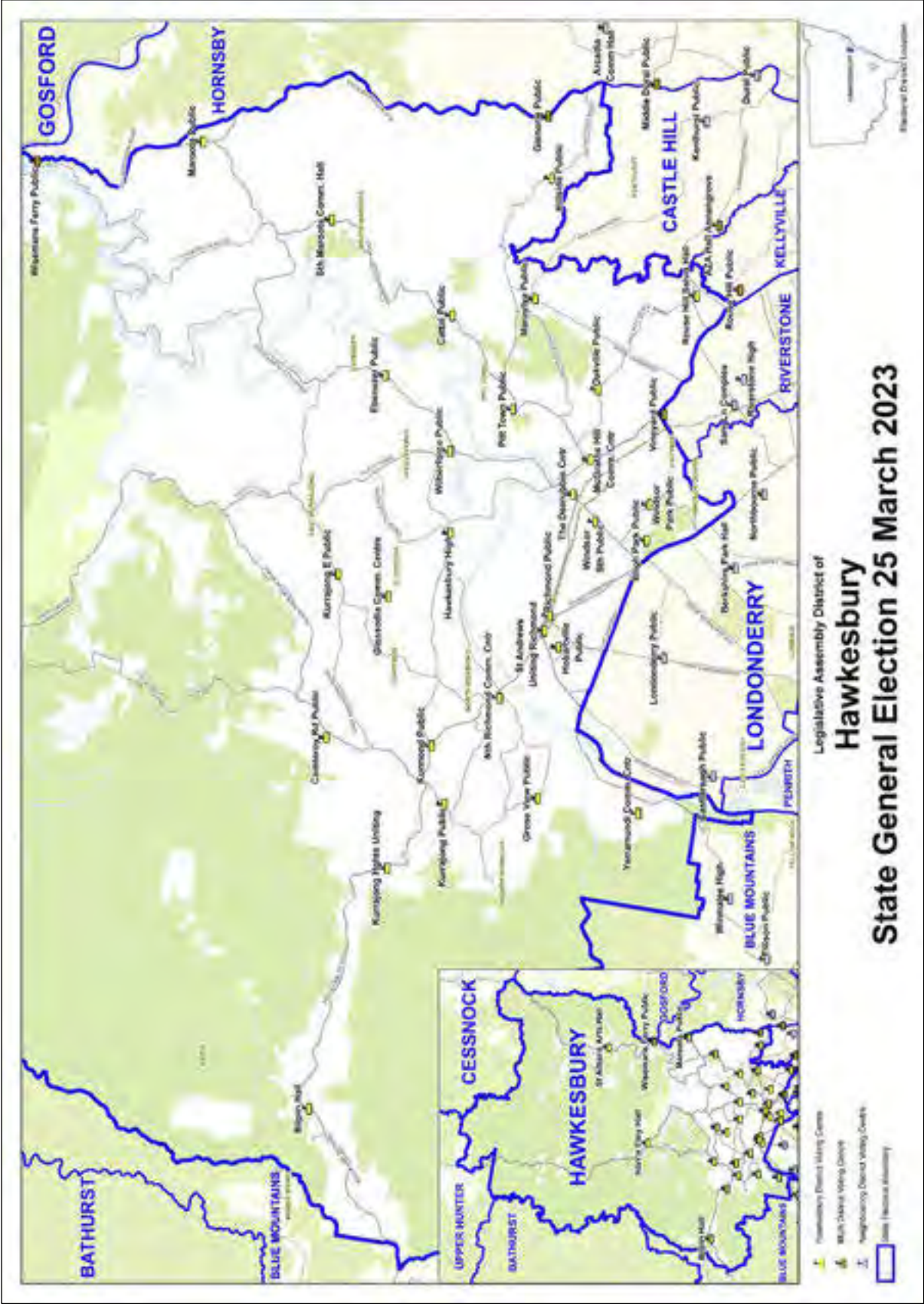
Number of election day voting centres: 27

Number of declared facilities: n/a

Election manager's office

41 Cowper Street, Granville NSW 2160

Hawkesbury



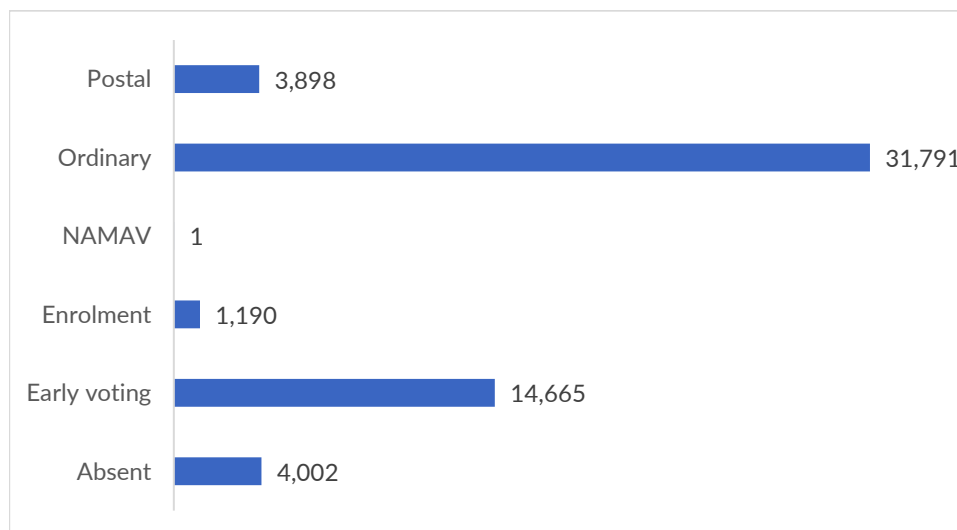
District summary

Elected candidate: PRESTON Robyn, The Liberal Party of Australia, New South Wales Division

Enrolment: 61,167 **Participation:** 92.42%

Total votes: 55,547 **Formal:** 53,179 **Informal:** 2,368 **Formality:** 95.74%

Number of votes cast by vote type (Legislative Assembly total votes)



Apparent failure to vote notices issued: 4,518

Apparent failure to vote notices issued as a percentage of the district electoral roll: 7.39%

Nominated candidates and party affiliation

POPOVSKI Susane	Pauline Hanson's One Nation
MAGUIRE Angela	
DOGRAMACI Eddie	The Small Business Party
KOTLASH Amanda	Australian Labor Party (NSW Branch)
WHEELER Danielle	The Greens NSW
CARREY Elissa	Sustainable Australia Party - Stop Overdevelopment / Corruption
PRESTON Robyn *	The Liberal Party of Australia, New South Wales Division
PETTITT Tony	

Election operations

Number of staff: 248

Number of early voting centres: 3

Number of election day voting centres: 37

Number of declared facilities: n/a

Election manager's office

McGrath Hill Business Park, Units 29 & 30, 5B Curtis Road, Vineyard NSW 2765

Heathcote



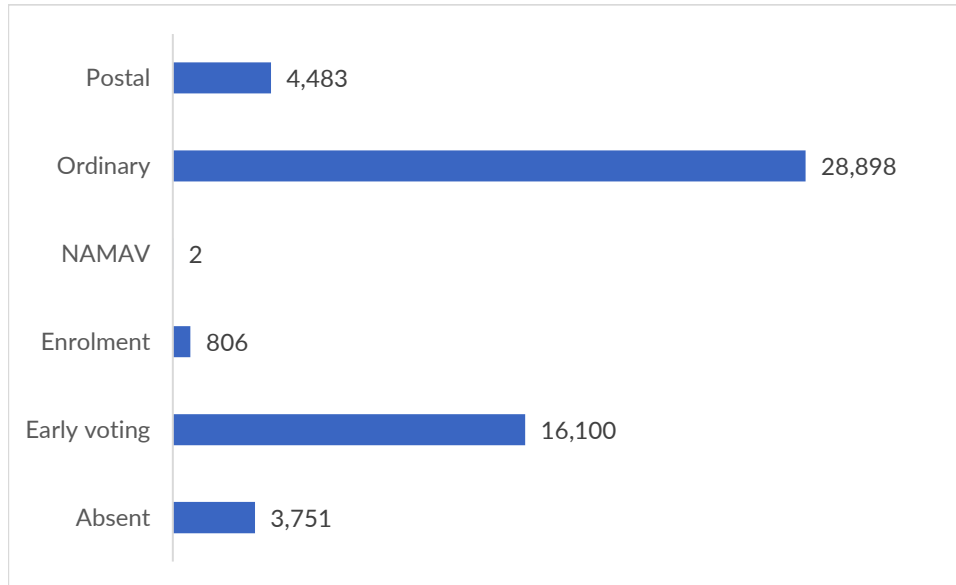
District summary

Elected candidate: STUART Maryanne, Australian Labor Party (NSW Branch)

Enrolment: 58,415 **Participation:** 94.02%

Total votes: 54,040 **Formal:** 52,723 **Informal:** 1,317 **Formality:** 97.56%

Number of votes cast by vote type (Legislative Assembly total votes)



Apparent failure to vote notices issued: 2,794

Apparent failure to vote notices issued as a percentage of the district electoral roll: 4.78%

Nominated candidates and party affiliation

STUART Maryanne *	Australian Labor Party (NSW Branch)
EVANS Lee	The Liberal Party of Australia, New South Wales Division
RIACH Cooper	The Greens NSW
BRAGG Matthew	Sustainable Australia Party - Stop Overdevelopment / Corruption
AMBROSE Sean	Shooters, Fishers and Farmers Party (NSW) Incorporated
PERKETT Arielle	Animal Justice Party

Election operations

Number of staff: 240

Number of early voting centres: 6

Number of election day voting centres: 27

Number of declared facilities: 1

Election manager's office

20-22 Station Street, Engadine NSW 2233

Heffron



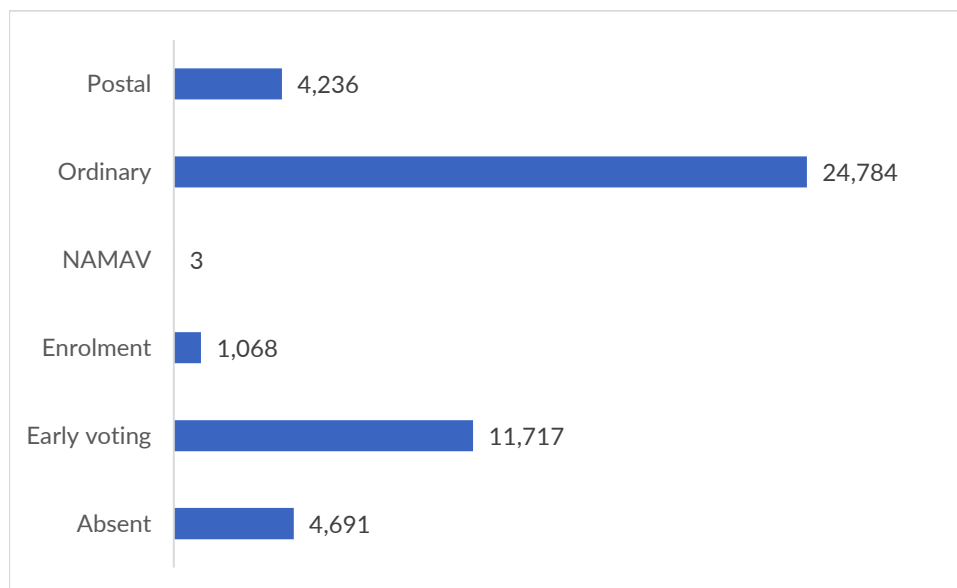
District summary

Elected candidate: HOENIG Ron, Australian Labor Party (NSW Branch)

Enrolment: 56,304 **Participation:** 84.67%

Total votes: 46,499 **Formal:** 45,171 **Informal:** 1,328 **Formality:** 97.14%

Number of votes cast by vote type (Legislative Assembly total votes)



Apparent failure to vote notices issued: 7,160

Apparent failure to vote notices issued as a percentage of the district electoral roll: 12.72%

Nominated candidates and party affiliation

EVANS Rachel	Socialist Alliance
PAULL Linda	Animal Justice Party
DEVINE Francis	The Liberal Party of Australia, New South Wales Division
KILHAM Sarina	
VEITCH Philipa	The Greens NSW
HOENIG Ron *	Australian Labor Party (NSW Branch)
GODFREY Ann	Sustainable Australia Party - Stop Overdevelopment / Corruption

Election operations

Number of staff: 217

Number of early voting centres: 7

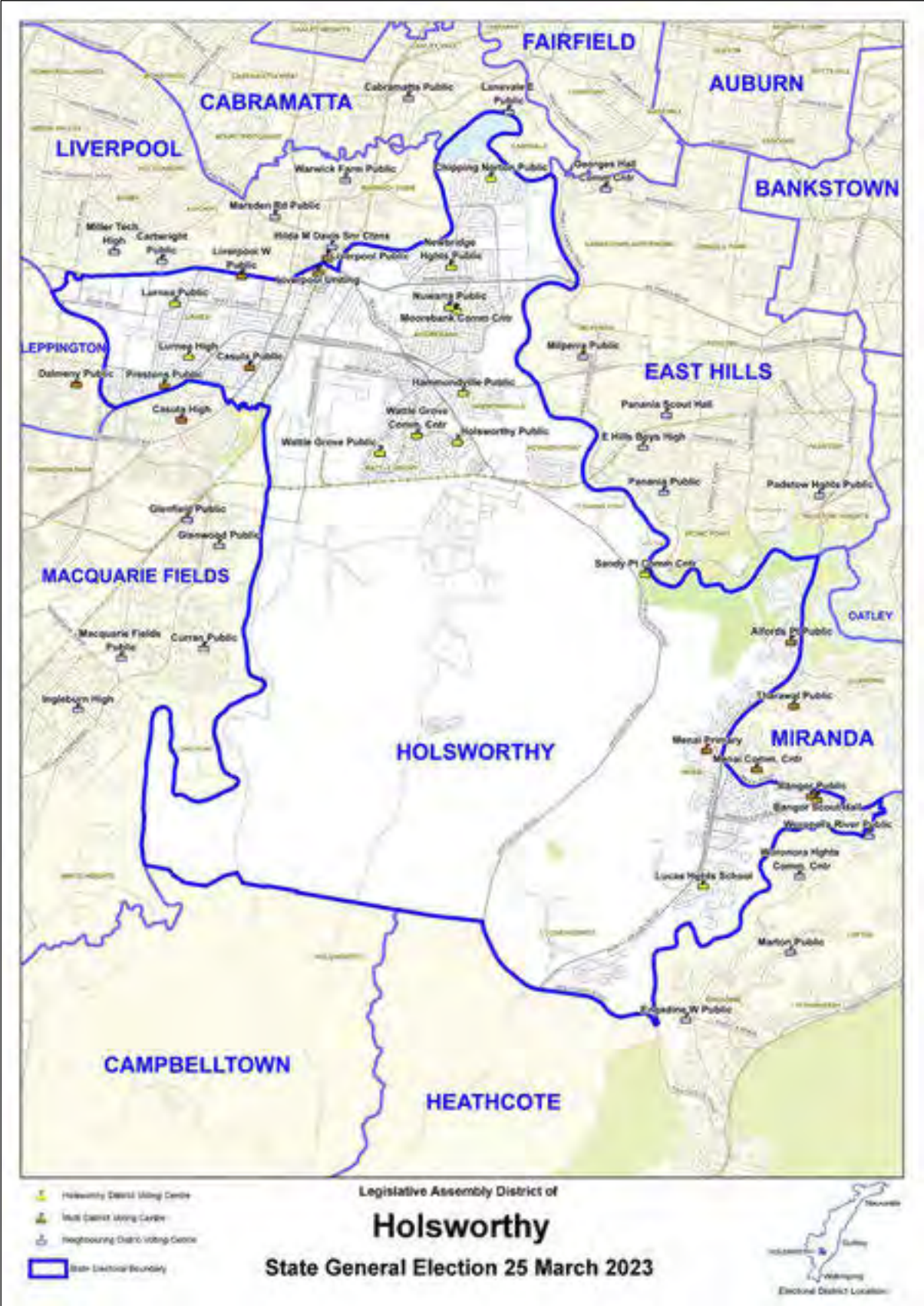
Number of election day voting centres: 30

Number of declared facilities: n/a

Election manager's office

Level 1, Suite 2, 414 Gardeners Road, Rosebery NSW 2018

Holsworthy



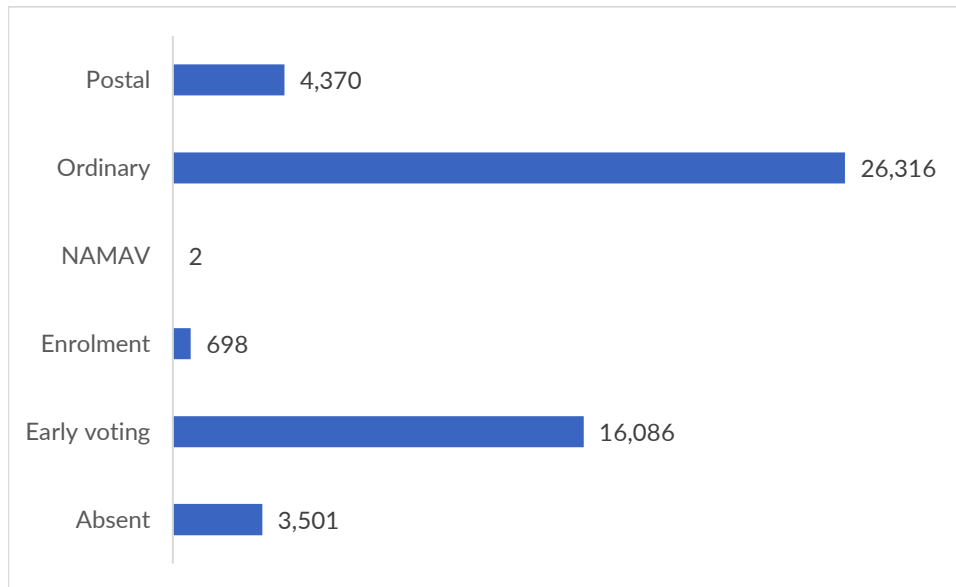
District summary

Elected candidate: AYYAD Tina, The Liberal Party of Australia, New South Wales Division

Enrolment: 58,054 **Participation:** 90.03%

Total votes: 50,973 **Formal:** 48,791 **Informal:** 2,182 **Formality:** 95.72%

Number of votes cast by vote type (Legislative Assembly total votes)



Apparent failure to vote notices issued: 4,851

Apparent failure to vote notices issued as a percentage of the district electoral roll: 8.36%

Nominated candidates and party affiliation

AYYAD Tina *	The Liberal Party of Australia, New South Wales Division
MARONEY Mick	Australian Labor Party (NSW Branch)
SWINBOURN Deborah	
KERLE Chris	The Greens NSW
INGARFILL James	Pauline Hanson's One Nation

Election operations

Number of staff: 209

Number of early voting centres: 5

Number of election day voting centres: 26

Number of declared facilities: 1

Election manager's office

8 Speed Street, Liverpool NSW 2170

Hornsby



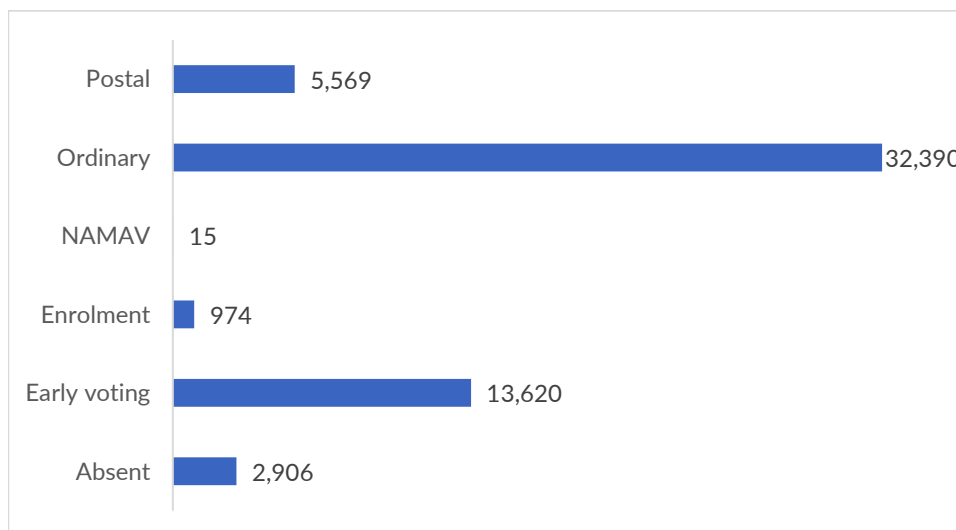
District summary

Elected candidate: KEAN Matt, The Liberal Party of Australia, New South Wales Division

Enrolment: 60,291 **Participation:** 93.63%

Total votes: 55,474 **Formal:** 54,166 **Informal:** 1,308 **Formality:** 97.64%

Number of votes cast by vote type (Legislative Assembly total votes)



Apparent failure to vote notices issued: 3,105

Apparent failure to vote notices issued as a percentage of the district electoral roll: 5.15%

Nominated candidates and party affiliation

GRIMSHAW Jeffrey	Liberal Democratic Party
BUSCH Steve	Pauline Hanson's One Nation
CASWELL Benjamin	
THOMAS Justin	Sustainable Australia Party - Stop Overdevelopment / Corruption
SALITRA Tania	The Greens NSW
KEAN Matt *	The Liberal Party of Australia, New South Wales Division
DIGNAM Adrian	
HOILE Melissa	Australian Labor Party (NSW Branch)

Election operations

Number of staff: 252

Number of early voting centres: 4

Number of election day voting centres: 34

Number of declared facilities: n/a

Election manager's office

Berowra Marketplace, 16/19-27 Turner Road, Berowra Heights NSW 2082

Keira



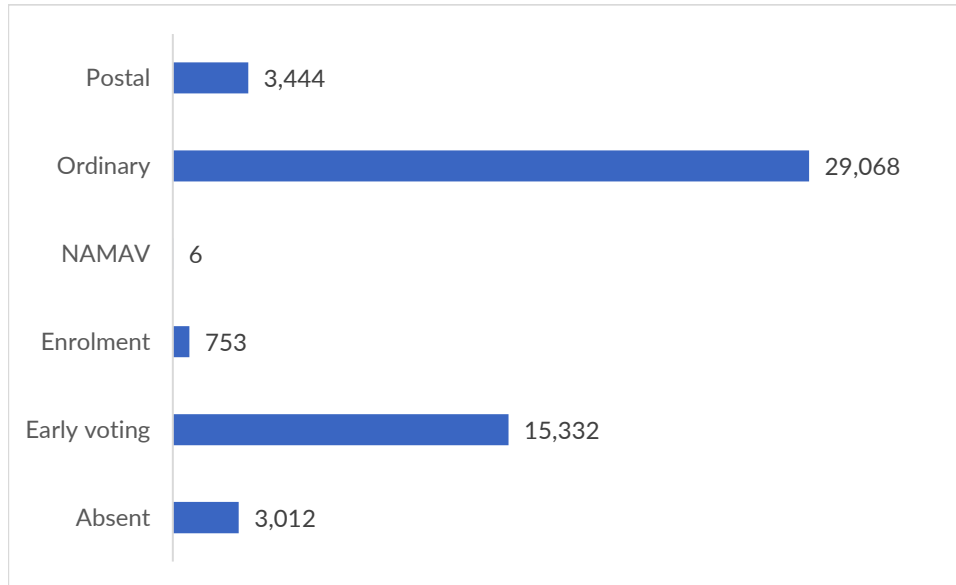
District summary

Elected candidate: PARK Ryan, Australian Labor Party (NSW Branch)

Enrolment: 57,630 **Participation:** 91.07%

Total votes: 51,615 **Formal:** 50,026 **Informal:** 1,589 **Formality:** 96.92%

Number of votes cast by vote type (Legislative Assembly total votes)



Apparent failure to vote notices issued: 4,223

Apparent failure to vote notices issued as a percentage of the district electoral roll: 7.33%

Nominated candidates and party affiliation

DOCKER Kit	The Greens NSW
PARK Ryan *	Australian Labor Party (NSW Branch)
ANTHONY Andrew	Sustainable Australia Party - Stop Overdevelopment / Corruption
SHIPP Noah	The Liberal Party of Australia, New South Wales Division

Election operations

Number of staff: 232

Number of early voting centres: 4

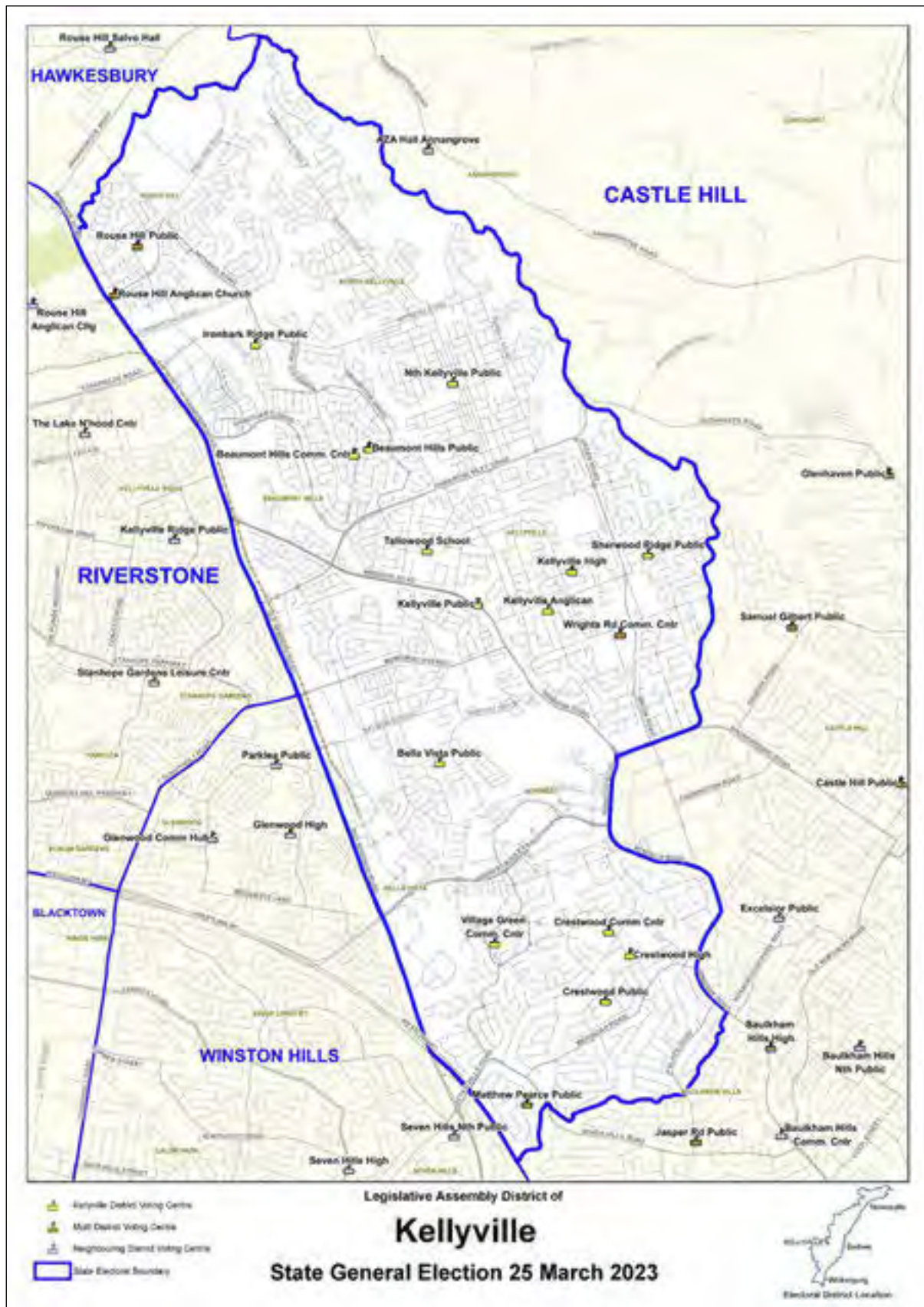
Number of election day voting centres: 31

Number of declared facilities: n/a

Election manager's office

Suite 1, Level 1, 94-98 Railway Street, Corrimal NSW 2518

Kellyville



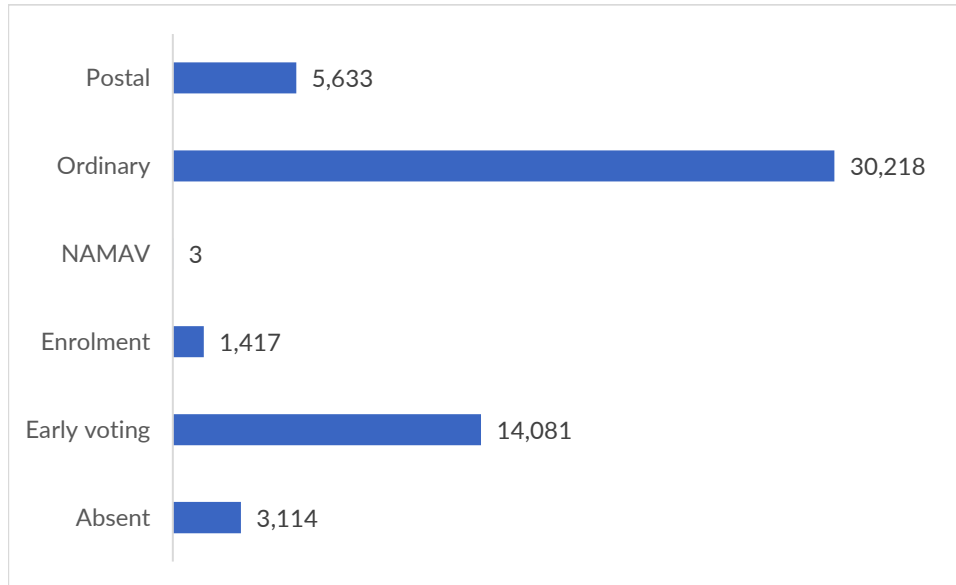
District summary

Elected candidate: WILLIAMS Ray, The Liberal Party of Australia, New South Wales Division

Enrolment: 58,999 **Participation:** 94.34%

Total votes: 54,466 **Formal:** 53,193 **Informal:** 1,273 **Formality:** 97.66%

Number of votes cast by vote type (Legislative Assembly total votes)



Apparent failure to vote notices issued: 3,215

Apparent failure to vote notices issued as a percentage of the district electoral roll: 5.45%

Nominated candidates and party affiliation

GHAYYEM Thelma	The Greens NSW
WILLIAMS Ray *	The Liberal Party of Australia, New South Wales Division
KARKI Alex	Australian Labor Party (NSW Branch)
AKKARI Ingrid	Animal Justice Party
BOYD Heather	Sustainable Australia Party - Stop Overdevelopment / Corruption

Election operations

Number of staff: 237

Number of early voting centres: 4

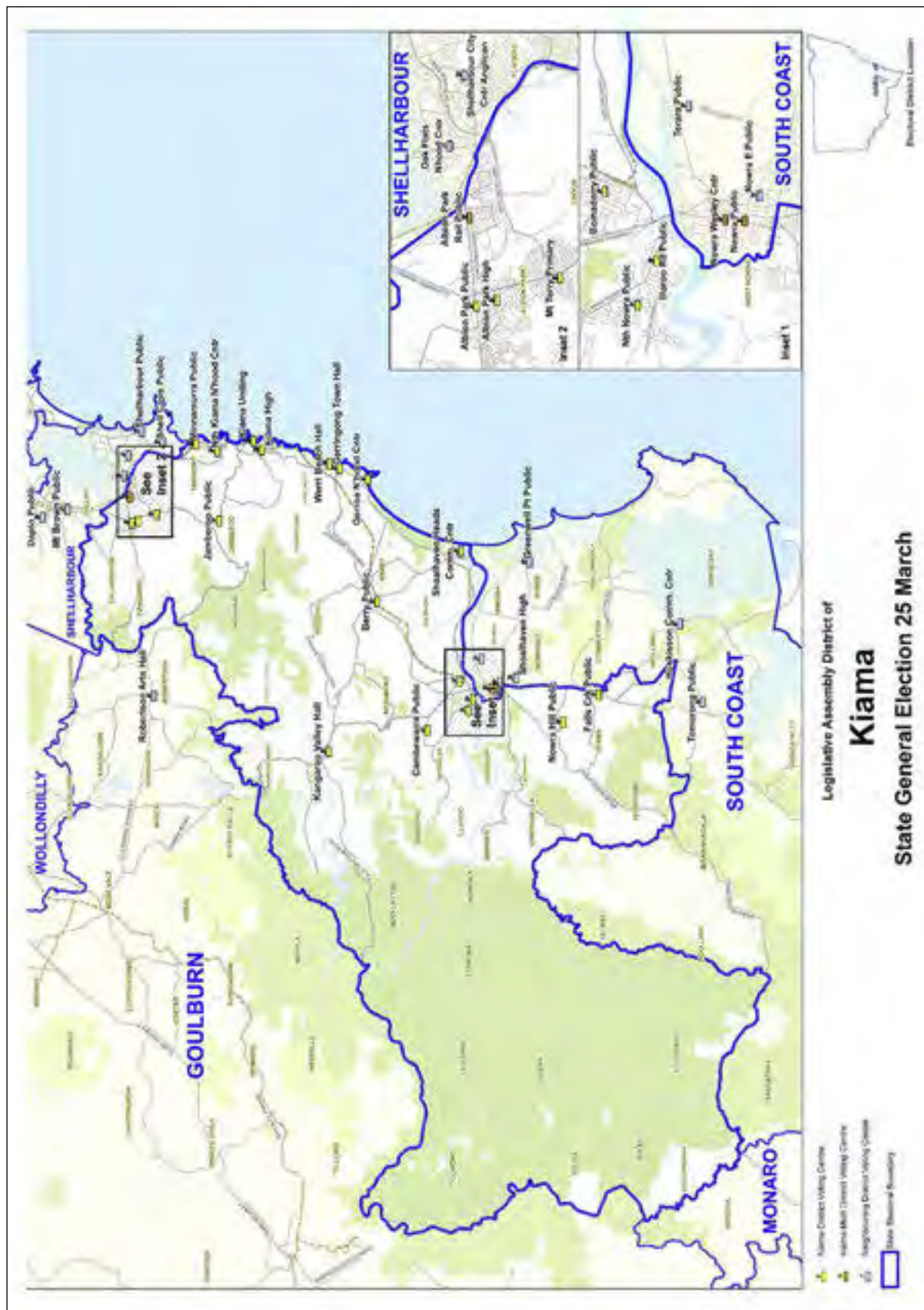
Number of election day voting centres: 23

Number of declared facilities: n/a

Election manager's office

Suite H145, 24-32 Lexington Drive, Bella Vista NSW 2153

Kiama



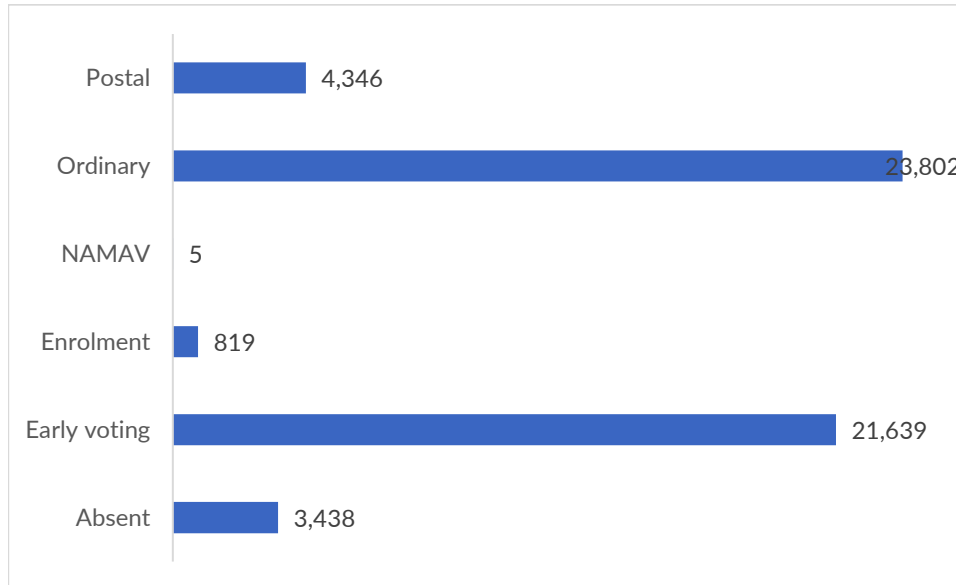
District summary

Elected candidate: WARD Gareth,

Enrolment: 60,174 **Participation:** 91.19%

Total votes: 54,049 **Formal:** 52,371 **Informal:** 1,678 **Formality:** 96.90%

Number of votes cast by vote type (Legislative Assembly total votes)



Apparent failure to vote notices issued: 4,417

Apparent failure to vote notices issued as a percentage of the district electoral roll: 7.34%

Nominated candidates and party affiliation

GILL John	Sustainable Australia Party - Stop Overdevelopment / Corruption
GRAY Tonia	The Greens NSW
GIBBONS Melanie	The Liberal Party of Australia, New South Wales Division
WARD Gareth *	
McINERNEY Katelin	Australian Labor Party (NSW Branch)

Election operations

Number of staff: 184

Number of early voting centres: 5

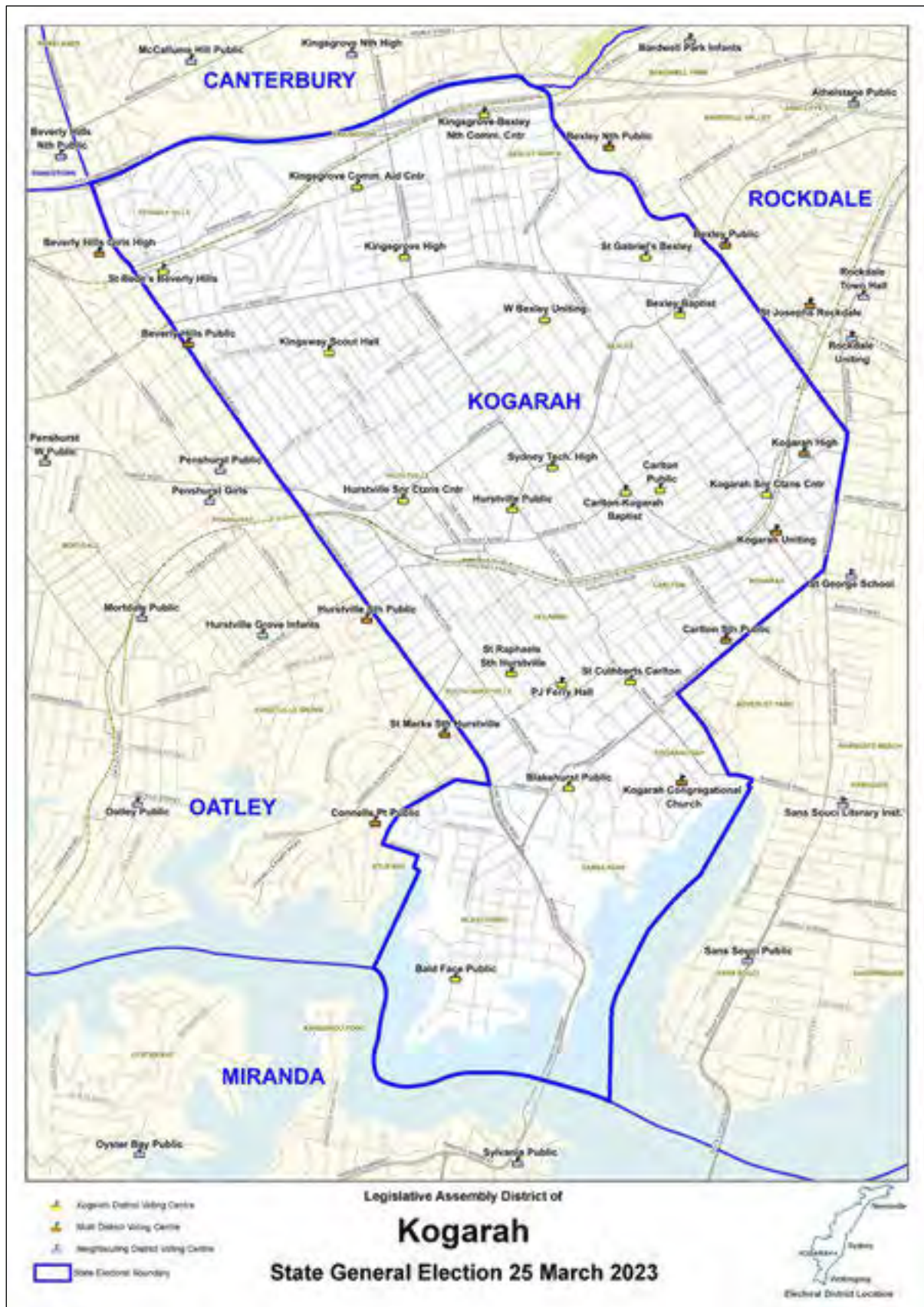
Number of election day voting centres: 23

Number of declared facilities: n/a

Election manager's office

5 Hargraves Avenue, Albion Park Rail NSW 2527

Kogarah



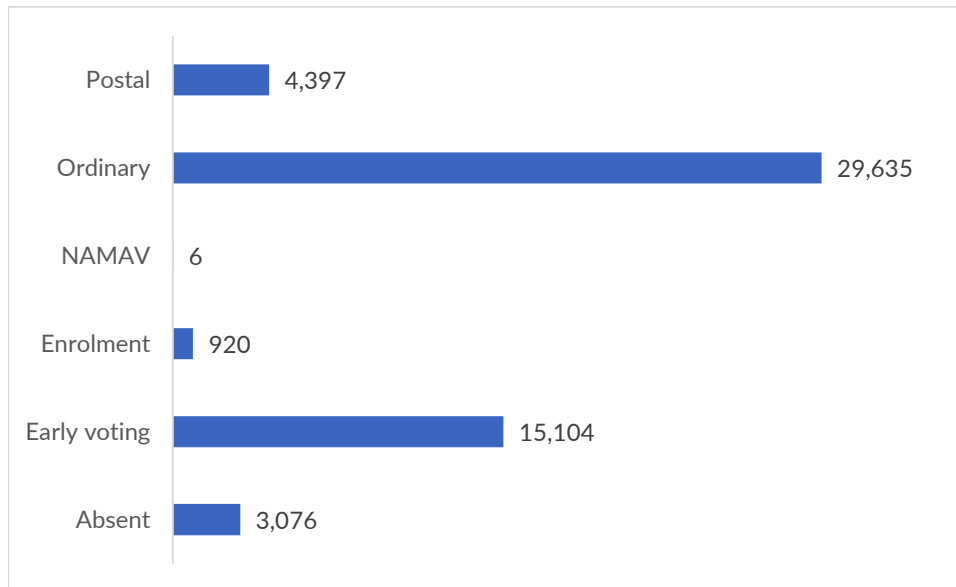
District summary

Elected candidate: MINNS Chris, Australian Labor Party (NSW Branch)

Enrolment: 59,593 **Participation:** 91.28%

Total votes: 53,138 **Formal:** 50,993 **Informal:** 2,145 **Formality:** 95.96%

Number of votes cast by vote type (Legislative Assembly total votes)



Apparent failure to vote notices issued: 4,190

Apparent failure to vote notices issued as a percentage of the district electoral roll: 7.03%

Nominated candidates and party affiliation

MINNS Chris *	Australian Labor Party (NSW Branch)
YUEN Tracy	The Greens NSW
STOLZ Troy	
CHUNG Craig	The Liberal Party of Australia, New South Wales Division

Election operations

Number of staff: 278

Number of early voting centres: 4

Number of election day voting centres: 31

Number of declared facilities: n/a

Election manager's office

Level 3, 430 Forest Road, Hurstville NSW 2220

Lake Macquarie



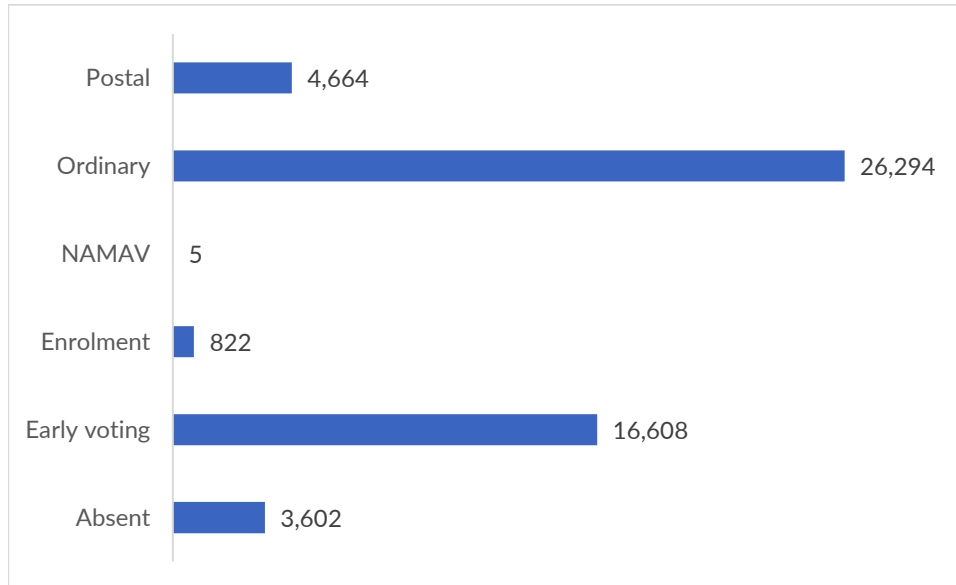
District summary

Elected candidate: PIPER Greg,

Enrolment: 59,020 **Participation:** 89.87%

Total votes: 51,995 **Formal:** 50,609 **Informal:** 1,386 **Formality:** 97.33%

Number of votes cast by vote type (Legislative Assembly total votes)



Apparent failure to vote notices issued: 4,964

Apparent failure to vote notices issued as a percentage of the district electoral roll: 8.41%

Nominated candidates and party affiliation

LESAGE Jason Shooters, Fishers and Farmers Party (NSW) Incorporated

PIPER Greg *

GORE-ESCALANTE Felipe Sustainable Australia Party - Stop Overdevelopment / Corruption

BEER Joshua The Liberal Party of Australia, New South Wales Division

RYAN Steve Australian Labor Party (NSW Branch)

GRIERSON Kim The Greens NSW

Election operations

Number of staff: 202

Number of early voting centres: 4

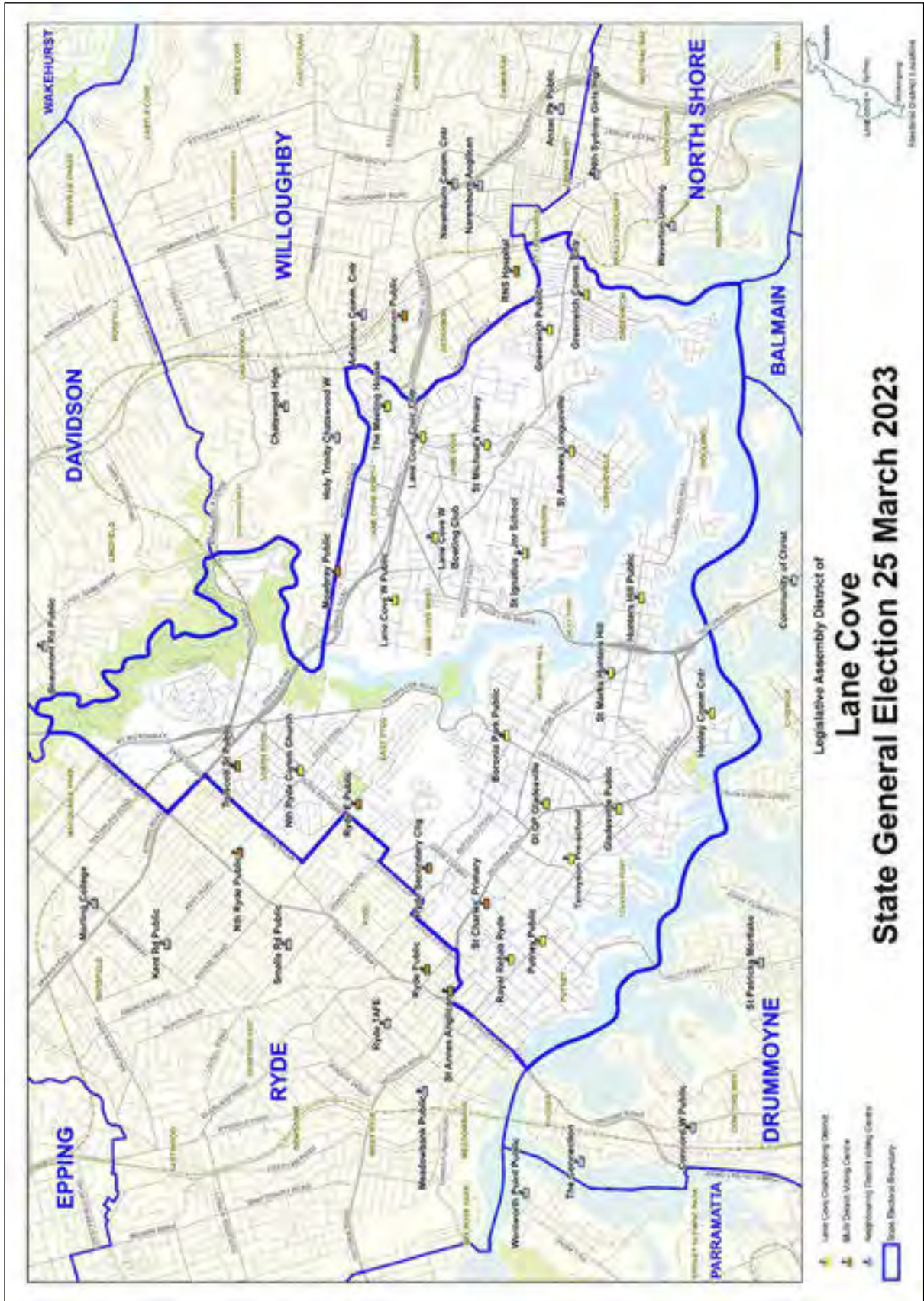
Number of election day voting centres: 28

Number of declared facilities: 1

Election manager's office

1 Hague Road, Boolaroo NSW 2284

Lane Cove



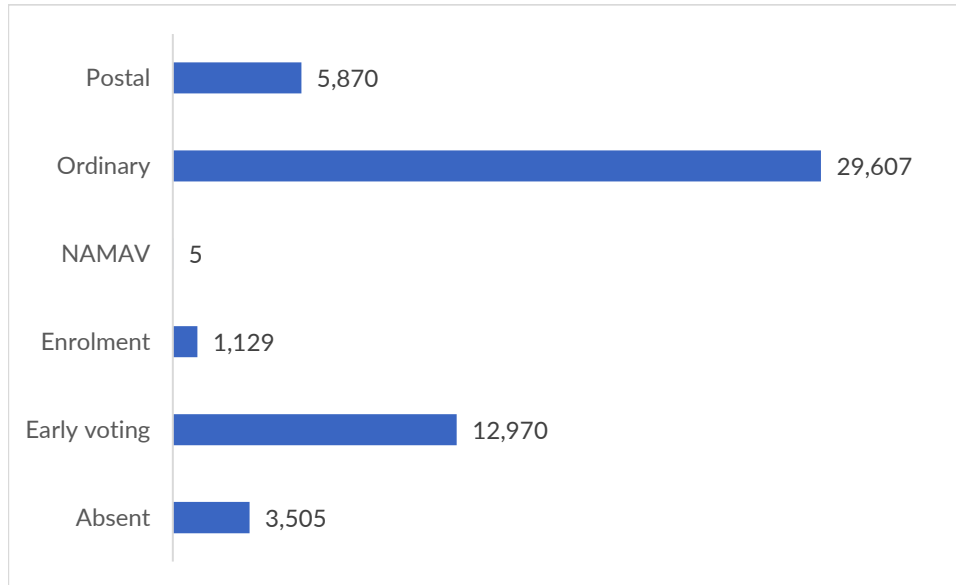
District summary

Elected candidate: ROBERTS Anthony, The Liberal Party of Australia, New South Wales Division

Enrolment: 58,580 **Participation:** 92.65%

Total votes: 53,086 **Formal:** 52,060 **Informal:** 1,026 **Formality:** 98.07%

Number of votes cast by vote type (Legislative Assembly total votes)



Apparent failure to vote notices issued: 3,301

Apparent failure to vote notices issued as a percentage of the district electoral roll: 5.64%

Nominated candidates and party affiliation

DAVIDSON Victoria

ROBERTS Anthony * **The Liberal Party of Australia, New South Wales Division**

PEDERSEN Penelope Australian Labor Party (NSW Branch)

ARMSTRONG Heather The Greens NSW

WISE Ben Sustainable Australia Party - Stop Overdevelopment / Corruption

Election operations

Number of staff: 253

Number of early voting centres: 4

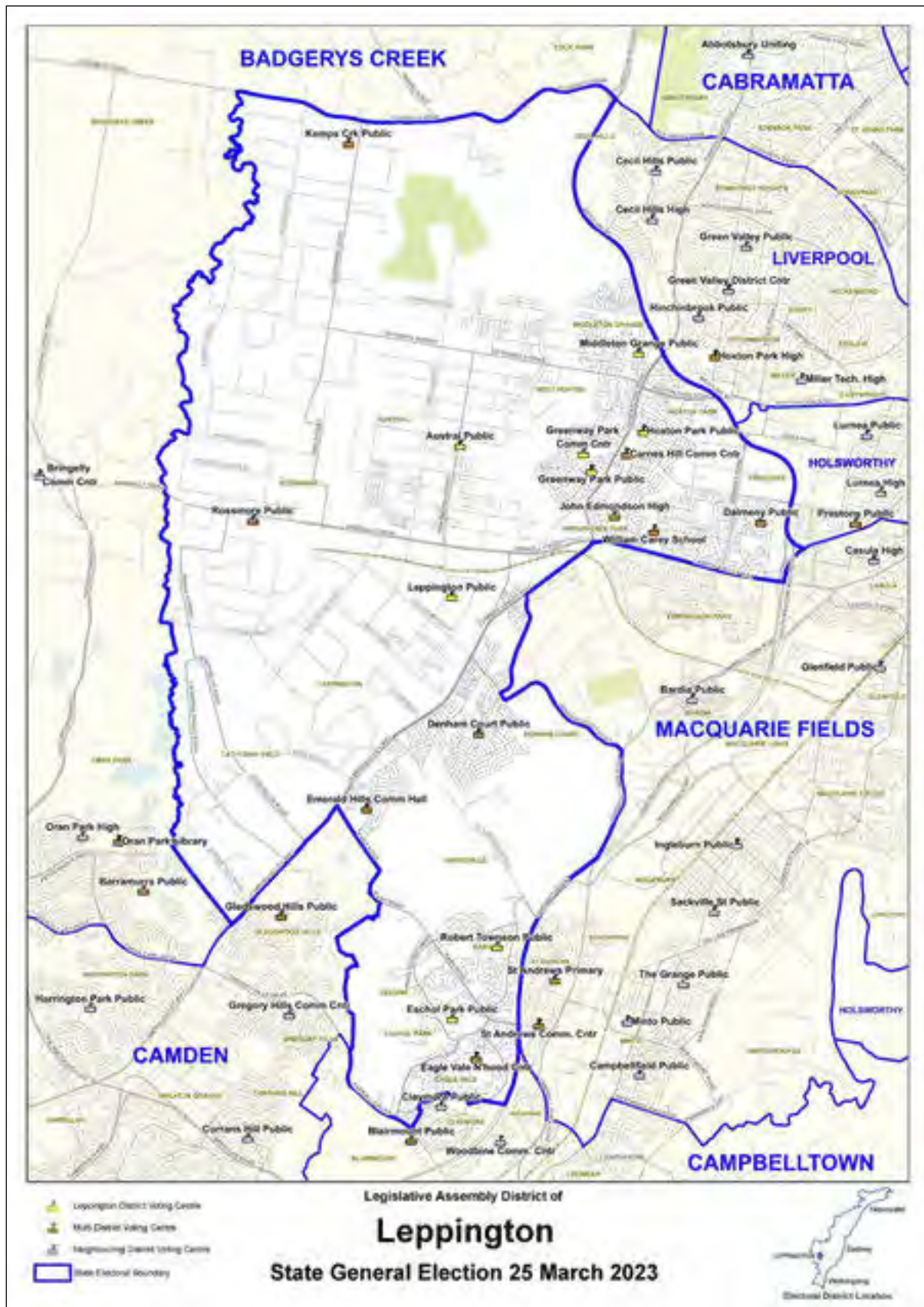
Number of election day voting centres: 29

Number of declared facilities: 2

Election manager's office

Unit 6A, Building B, 5 Talavera Road, Macquarie Park NSW 2113

Leppington



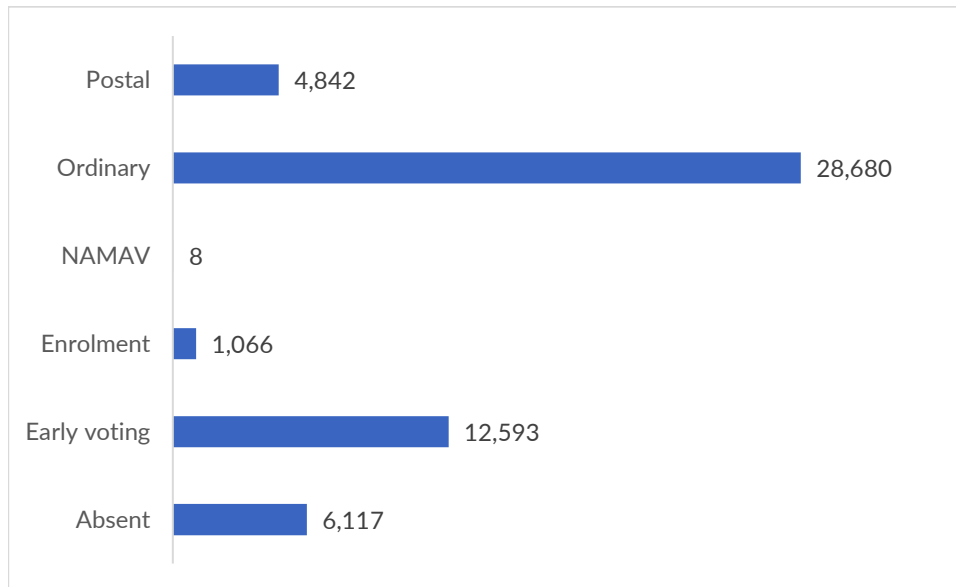
District summary

Elected candidate: HAGARTY Nathan, Australian Labor Party (NSW Branch)

Enrolment: 60,776 **Participation:** 90.64%

Total votes: 53,306 **Formal:** 50,666 **Informal:** 2,640 **Formality:** 95.05%

Number of votes cast by vote type (Legislative Assembly total votes)



Apparent failure to vote notices issued: 5,747

Apparent failure to vote notices issued as a percentage of the district electoral roll: 9.46%

Nominated candidates and party affiliation

FEDELI Therese	The Liberal Party of Australia, New South Wales Division
SAJN Danica	Sustainable Australia Party - Stop Overdevelopment / Corruption
SHUKLA Apurva	The Greens NSW
TAMHANKAR Mandar	Pauline Hanson's One Nation
HAGARTY Nathan *	Australian Labor Party (NSW Branch)

Election operations

Number of staff: 231

Number of early voting centres: 3

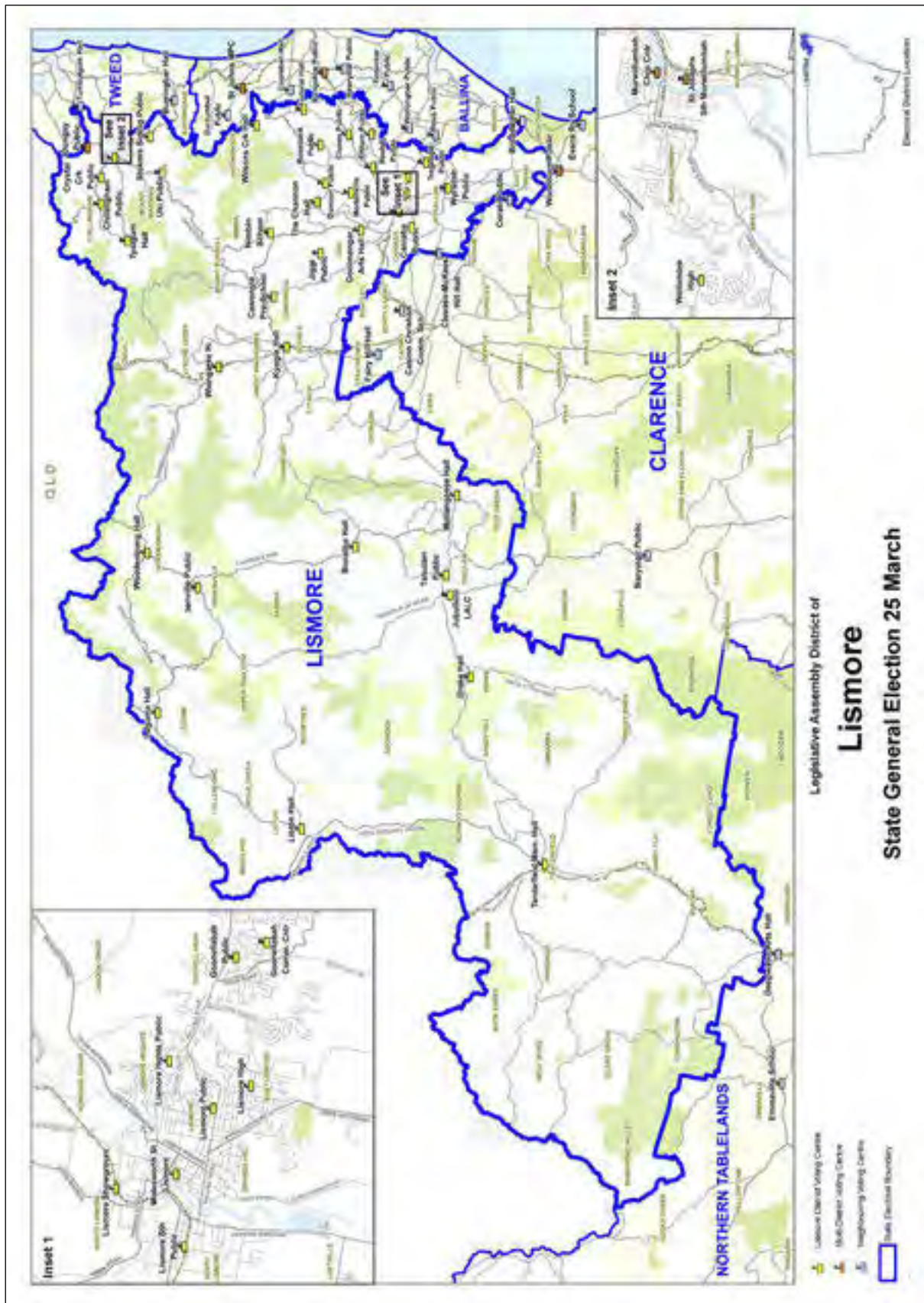
Number of election day voting centres: 25

Number of declared facilities: n/a

Election manager's office

34-46 Bernera Rd, Prestons NSW 2170

Lismore



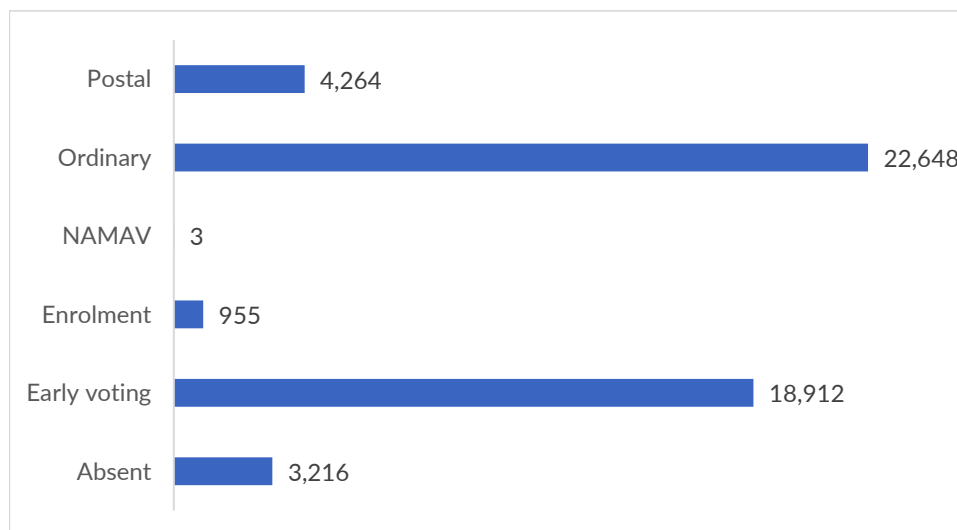
District summary

Elected candidate: SAFFIN Janelle, Australian Labor Party (NSW Branch)

Enrolment: 57,384 **Participation:** 88.59%

Total votes: 49,998 **Formal:** 48,686 **Informal:** 1,312 **Formality:** 97.38%

Number of votes cast by vote type (Legislative Assembly total votes)



Apparent failure to vote notices issued: 5,580

Apparent failure to vote notices issued as a percentage of the district electoral roll: 9.72%

Nominated candidates and party affiliation

BERTALLI Matthew	Shooters, Fishers and Farmers Party (NSW) Incorporated
SAFFIN Janelle *	Australian Labor Party (NSW Branch)
McKENZIE James	
CROSTHWAITE Allen	
ROSAYRO Vanessa	Animal Justice Party
HONNIBALL Ross	Sustainable Australia Party - Stop Overdevelopment / Corruption
GUISE Adam	The Greens NSW
RUBIN Alex	National Party of Australia - NSW

Election operations

Number of staff: 243

Number of early voting centres: 6

Number of election day voting centres: 48

Number of declared facilities: 1

Election manager's office

70 Carrington Street, Lismore NSW 2480

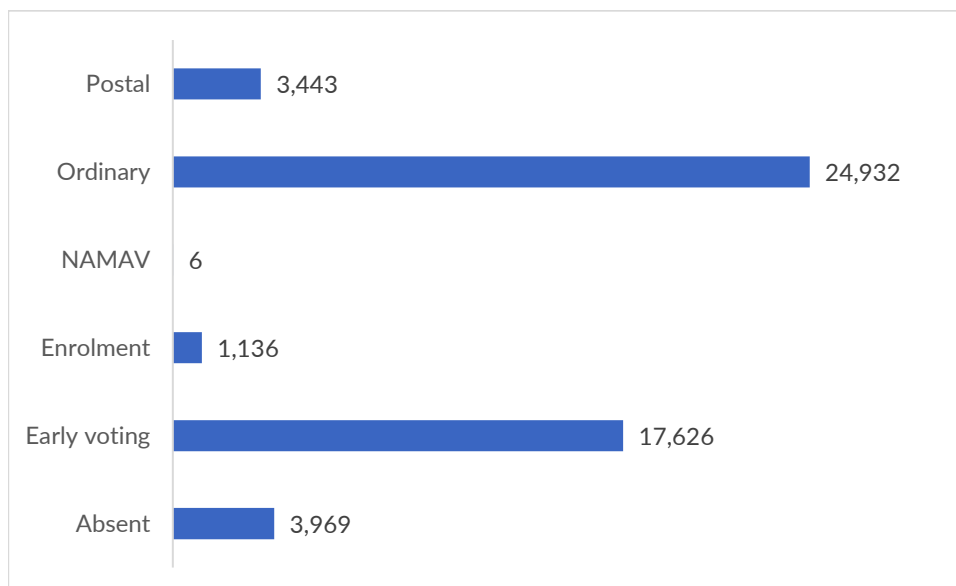
District summary

Elected candidate: KALIYANDA Charishma, Australian Labor Party (NSW Branch)

Enrolment: 60,552 **Participation:** 86.75%

Total votes: 51,112 **Formal:** 48,065 **Informal:** 3,047 **Formality:** 94.04%

Number of votes cast by vote type (Legislative Assembly total votes)



Apparent failure to vote notices issued: 7,332

Apparent failure to vote notices issued as a percentage of the district electoral roll: 12.11%

Nominated candidates and party affiliation

KALIYANDA Charishma *	Australian Labor Party (NSW Branch)
AMMOUN Richard	The Liberal Party of Australia, New South Wales Division
CROFT Amy	The Greens NSW
HANCOCK Gabriel	Animal Justice Party
HARRIS Linda	
ANDJELKOVIC Milomir (Michael)	

Election operations

Number of staff: 254

Number of early voting centres: 5

Number of election day voting centres: 24

Number of declared facilities: n/a

Election manager's office

112 Moore Street, Liverpool NSW 2170

Londonderry



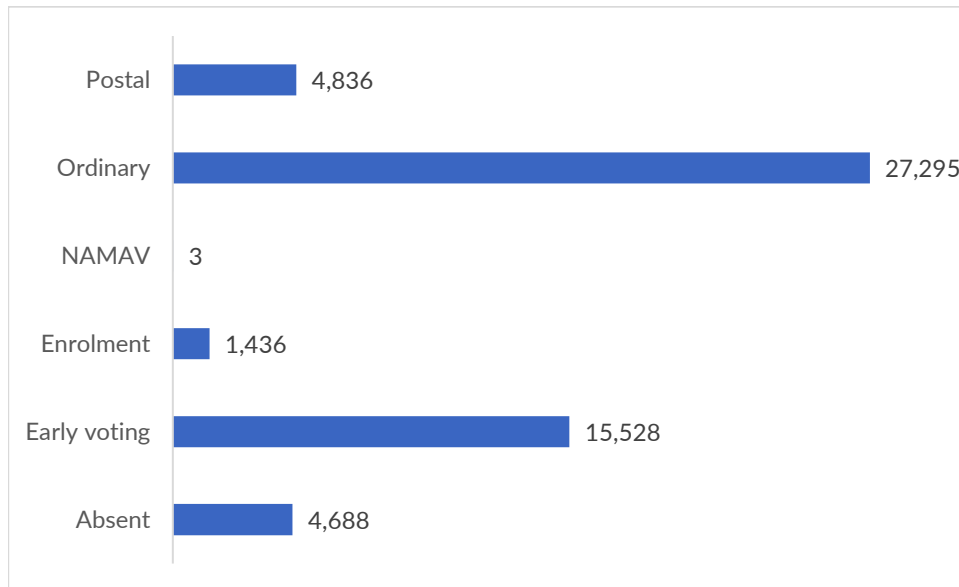
District summary

Elected candidate: CAR Prue, Australian Labor Party (NSW Branch)

Enrolment: 61,482 **Participation:** 89.93%

Total votes: 53,786 **Formal:** 51,725 **Informal:** 2,061 **Formality:** 96.17%

Number of votes cast by vote type (Legislative Assembly total votes)



Apparent failure to vote notices issued: 6,227

Apparent failure to vote notices issued as a percentage of the district electoral roll: 10.13%

Nominated candidates and party affiliation

CAR Prue *	Australian Labor Party (NSW Branch)
TALAKOLA Snigdha (Samantha)	The Liberal Party of Australia, New South Wales Division
MAURICE David	The Greens NSW
TESTER Luke	Pauline Hanson's One Nation
BOWEN David	Sustainable Australia Party - Stop Overdevelopment / Corruption

Election operations

Number of staff: 258

Number of early voting centres: 5

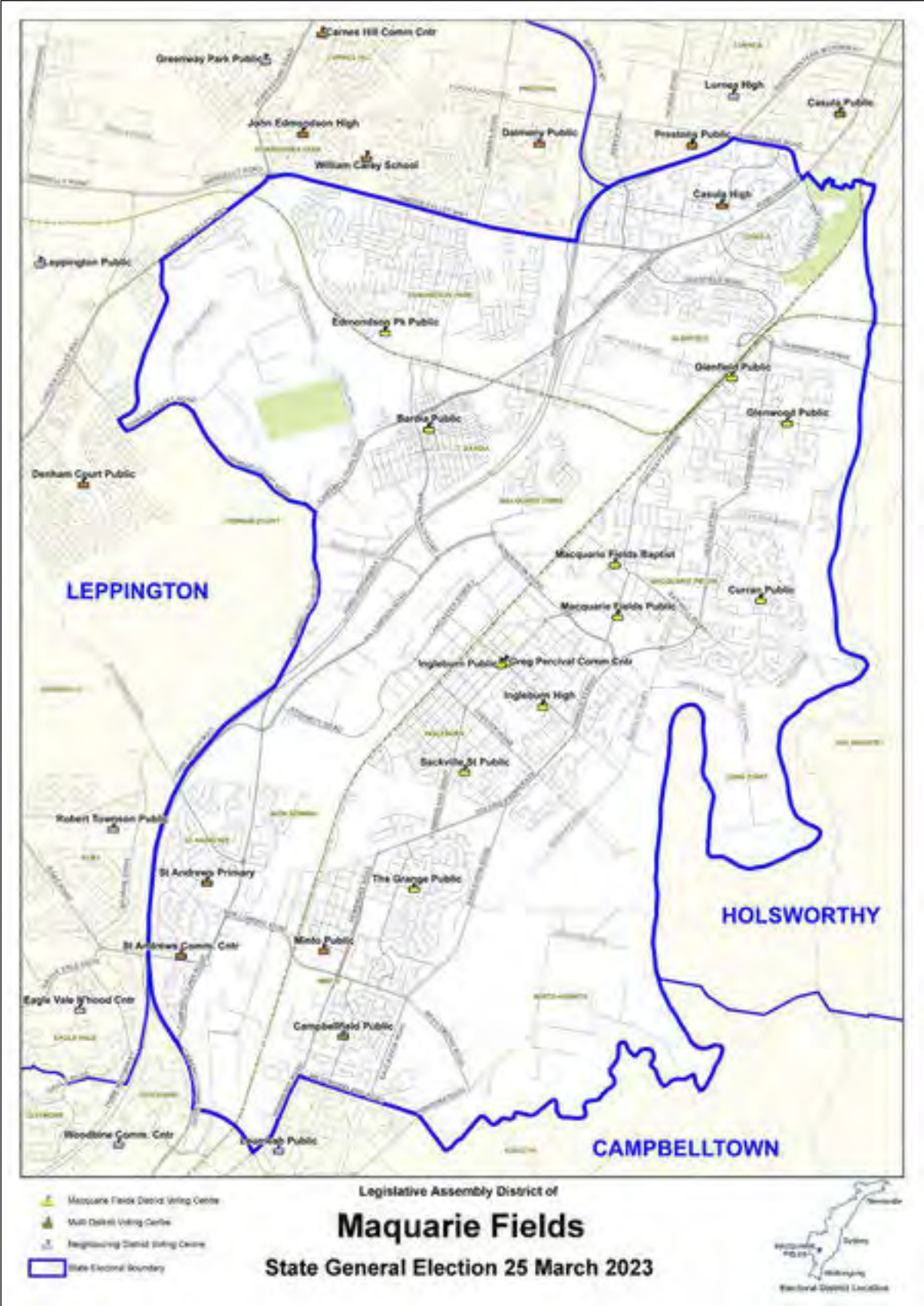
Number of election day voting centres: 29

Number of declared facilities: n/a

Election manager's office

216 Queen Street, St Marys NSW 2760

Macquarie Fields



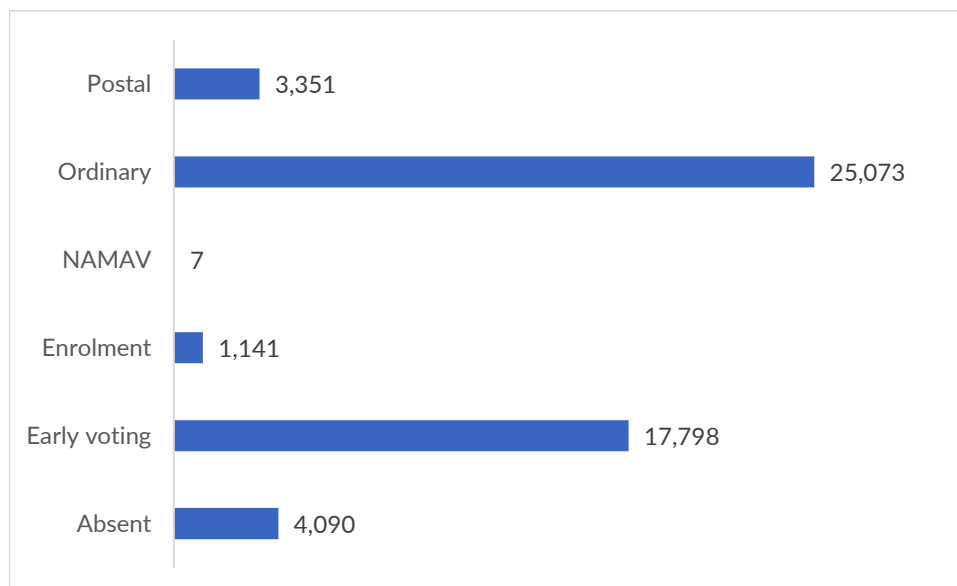
District summary

Elected candidate: CHANTHIVONG Anoulack, Australian Labor Party (NSW Branch)

Enrolment: 59,641 **Participation:** 88.30%

Total votes: 51,460 **Formal:** 49,194 **Informal:** 2,266 **Formality:** 95.60%

Number of votes cast by vote type (Legislative Assembly total votes)



Apparent failure to vote notices issued: 6,522

Apparent failure to vote notices issued as a percentage of the district electoral roll: 10.94%

Nominated candidates and party affiliation

WILSON Donna	Animal Justice Party
CLARK Michael	Sustainable Australia Party - Stop Overdevelopment / Corruption
NOIOSI Gemma	Liberal Democratic Party
CHOWDHURY Khairul	The Liberal Party of Australia, New South Wales Division
LEE Seamus	The Greens NSW
CHANTHIVONG Anoulack *	Australian Labor Party (NSW Branch)

Election operations

Number of staff: 211

Number of early voting centres: 5

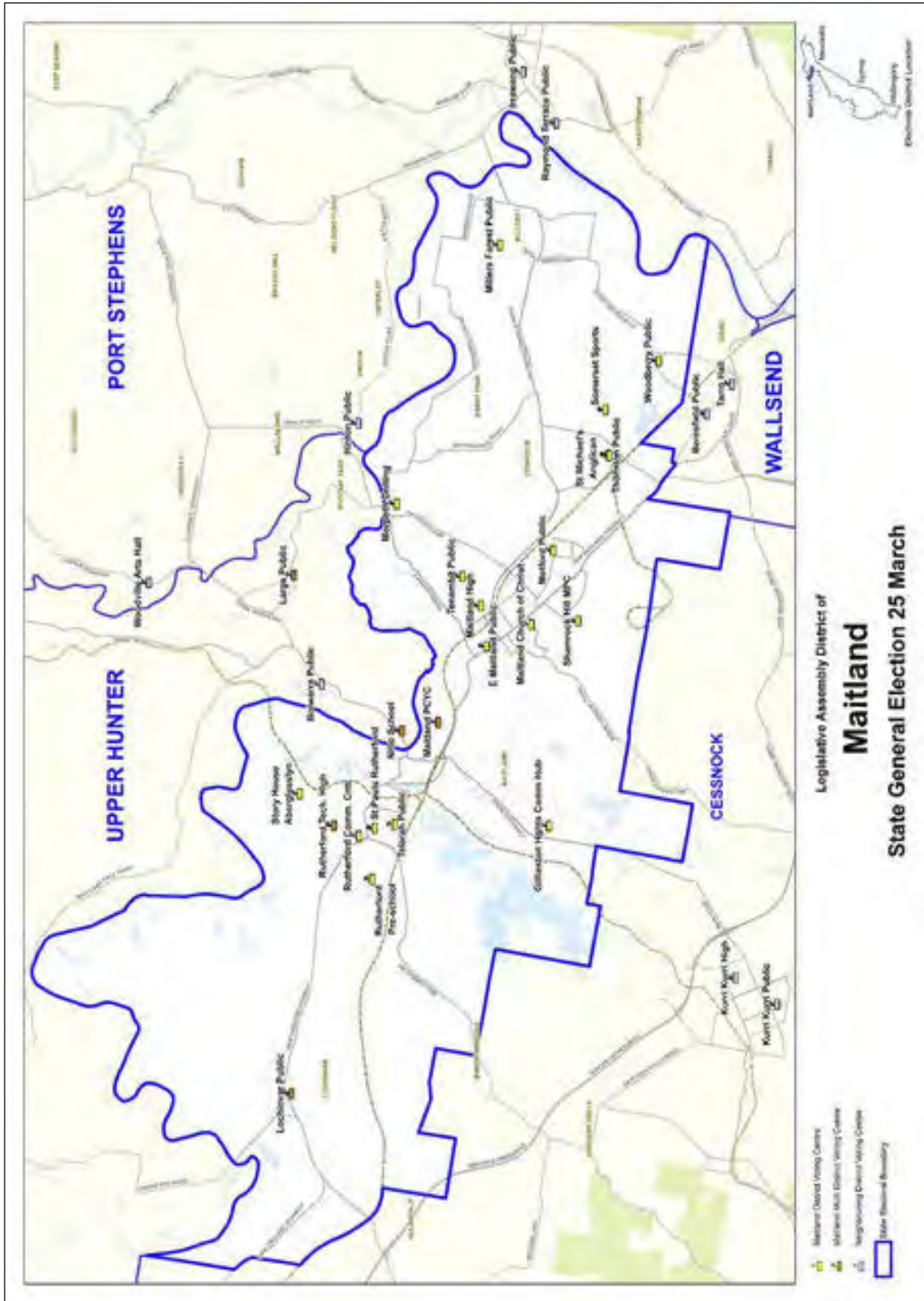
Number of election day voting centres: 24

Number of declared facilities: 1

Election manager's office

Suite 2, 34 Carlisle Street, Ingleburn NSW 2565

Maitland



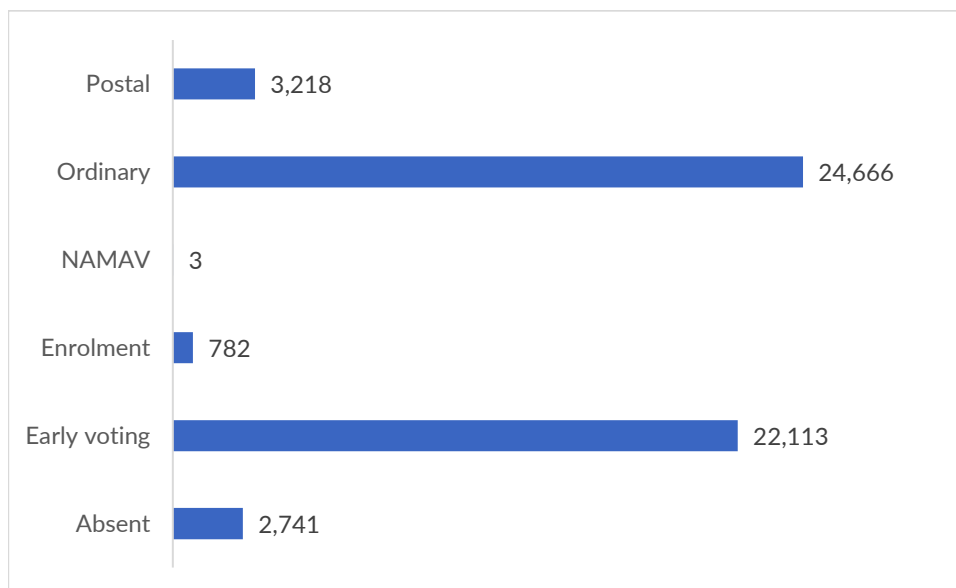
District summary

Elected candidate: AITCHISON Jenny, Australian Labor Party (NSW Branch)

Enrolment: 60,409 **Participation:** 90.71%

Total votes: 53,523 **Formal:** 51,633 **Informal:** 1,890 **Formality:** 96.47%

Number of votes cast by vote type (Legislative Assembly total votes)



Apparent failure to vote notices issued: 5,281

Apparent failure to vote notices issued as a percentage of the district electoral roll: 8.74%

Nominated candidates and party affiliation

KNOX Campbell	The Greens NSW
COOPER Michael	The Liberal Party of Australia, New South Wales Division
TURNER Neil	Pauline Hanson's One Nation
FERGUSON Sam	Sustainable Australia Party - Stop Overdevelopment / Corruption
LEE Alex	
DRYDEN Daniel	Legalise Cannabis NSW Party
AITCHISON Jenny *	Australian Labor Party (NSW Branch)

Election operations

Number of staff: 230

Number of early voting centres: 4

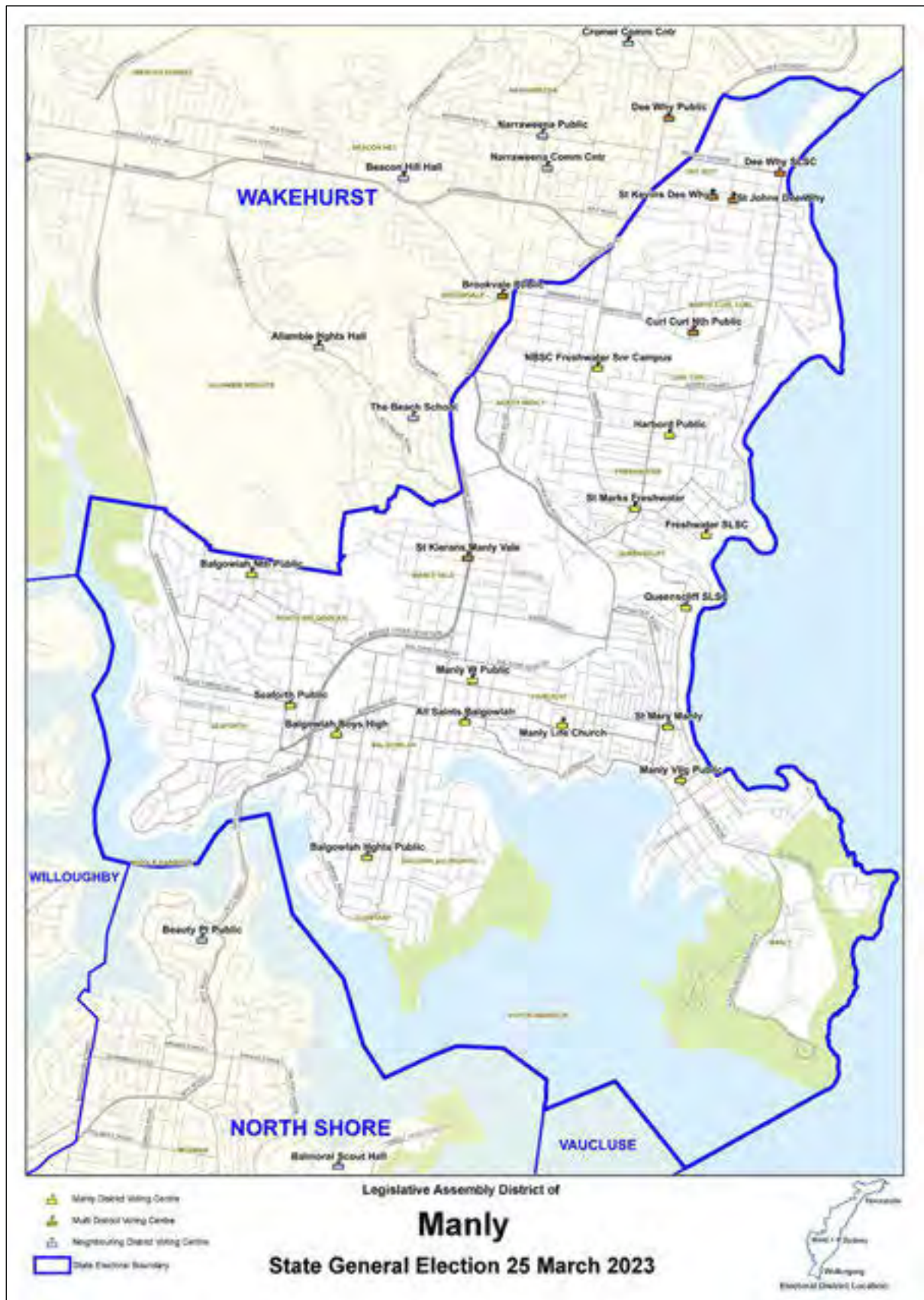
Number of election day voting centres: 23

Number of declared facilities: 1

Election manager's office

Unit 4/555 High Street, Maitland NSW 2320

Manly



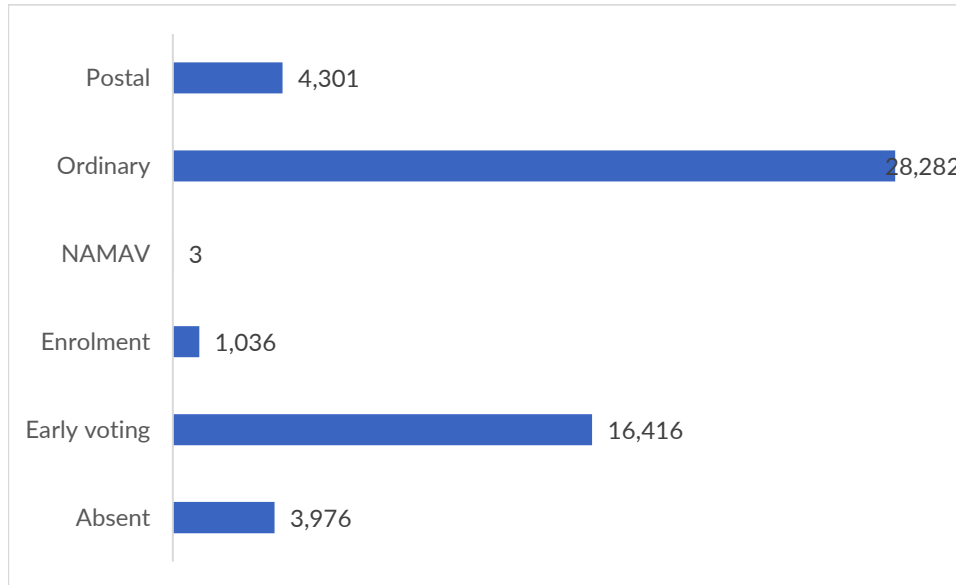
District summary

Elected candidate: GRIFFIN James, The Liberal Party of Australia, New South Wales Division

Enrolment: 61,062 **Participation:** 90.02%

Total votes: 54,014 **Formal:** 52,825 **Informal:** 1,189 **Formality:** 97.80%

Number of votes cast by vote type (Legislative Assembly total votes)



Apparent failure to vote notices issued: 4,892

Apparent failure to vote notices issued as a percentage of the district electoral roll: 8.01%

Nominated candidates and party affiliation

ALTMAN Phillip

HACKMAN Joeline

LE ROUX Terry The Greens NSW

PALETTO Emanuele Sustainable Australia Party - Stop Overdevelopment / Corruption

MASON Bailey Animal Justice Party

THATCHER Jasper Australian Labor Party (NSW Branch)

GRIFFIN James * **The Liberal Party of Australia, New South Wales Division**

Election operations

Number of staff: 210

Number of early voting centres: 4

Number of election day voting centres: 21

Number of declared facilities: n/a

Election manager's office

8A/27-33 Oaks Avenue, Dee Why NSW 2099

Maroubra



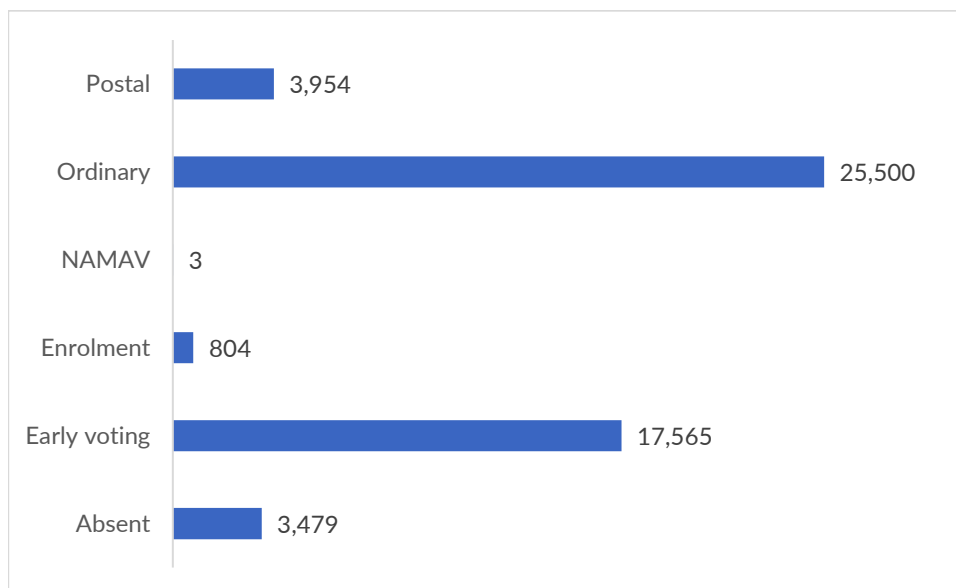
District summary

Elected candidate: DALEY Michael, Australian Labor Party (NSW Branch)

Enrolment: 59,449 **Participation:** 88.11%

Total votes: 51,305 **Formal:** 49,789 **Informal:** 1,516 **Formality:** 97.05%

Number of votes cast by vote type (Legislative Assembly total votes)



Apparent failure to vote notices issued: 6,876

Apparent failure to vote notices issued as a percentage of the district electoral roll: 11.57%

Nominated candidates and party affiliation

AGUILAR Roderick	Informed Medical Options Party (IMOP)
CHAPPLE Kym	The Greens NSW
ISENHEIM Monique	Sustainable Australia Party - Stop Overdevelopment / Corruption
DALEY Michael *	Australian Labor Party (NSW Branch)
WILLIAMSON Holly	Animal Justice Party
BURST Bill	The Liberal Party of Australia, New South Wales Division

Election operations

Number of staff: 198

Number of early voting centres: 4

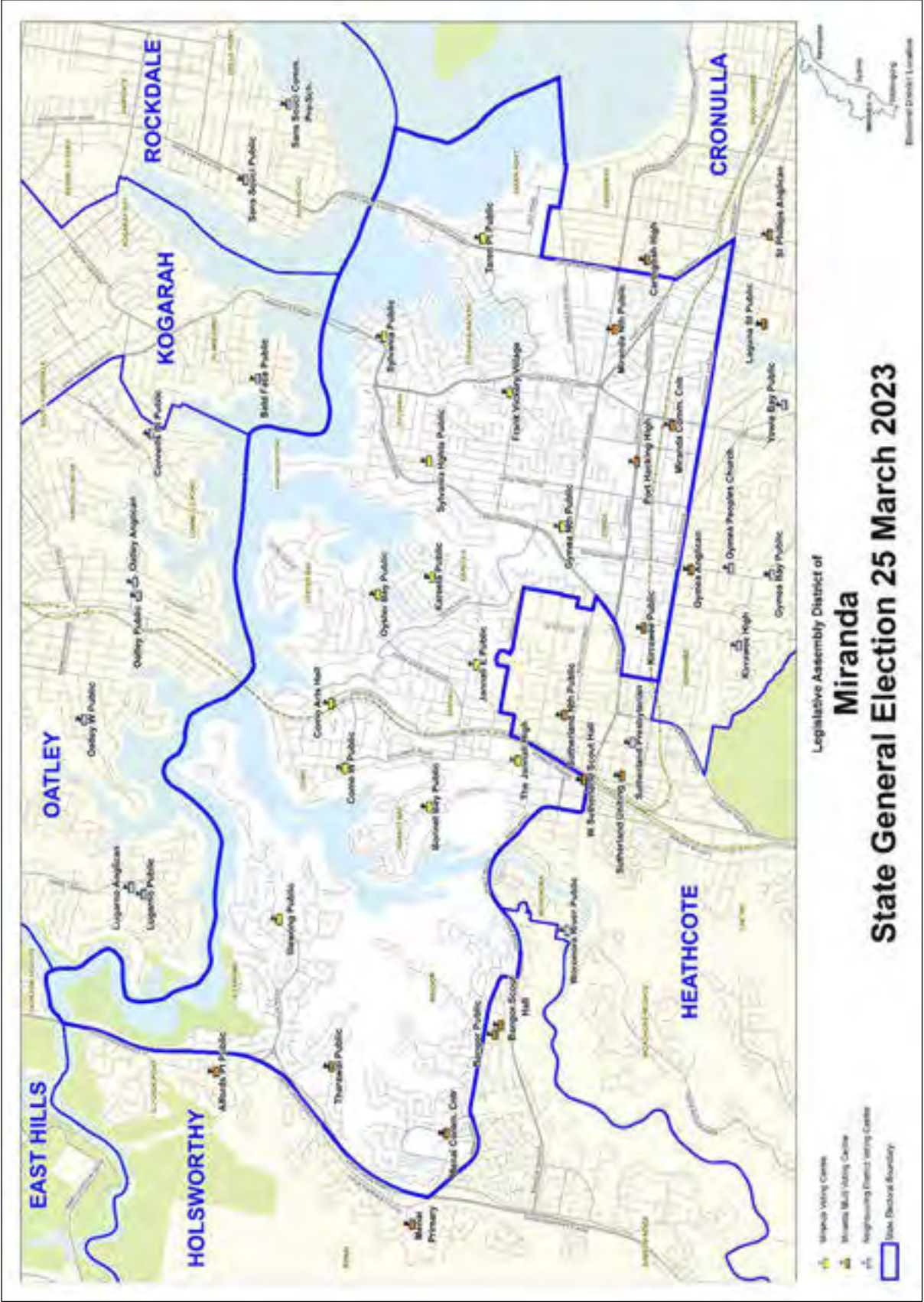
Number of election day voting centres: 20

Number of declared facilities: 2

Election manager's office

49/10-12 Girawah Place, Matraville NSW 2036

Miranda



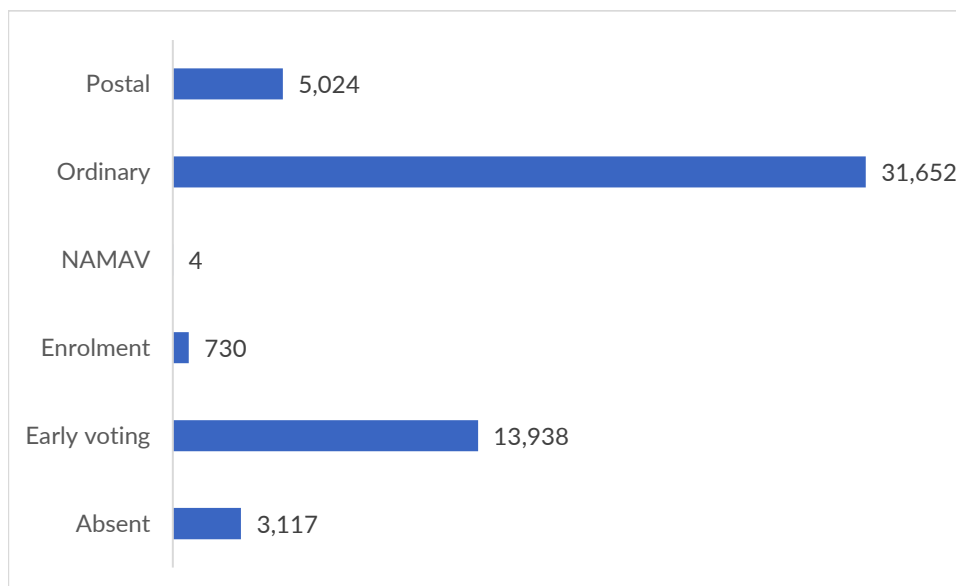
District summary

Elected candidate: PETINOS Eleni, The Liberal Party of Australia, New South Wales Division

Enrolment: 59,774 **Participation:** 92.98%

Total votes: 54,465 **Formal:** 52,864 **Informal:** 1,601 **Formality:** 97.06%

Number of votes cast by vote type (Legislative Assembly total votes)



Apparent failure to vote notices issued: 3,289

Apparent failure to vote notices issued as a percentage of the district electoral roll: 5.50%

Nominated candidates and party affiliation

HUGHES Nick	Sustainable Australia Party - Stop Overdevelopment / Corruption
PETINOS Eleni *	The Liberal Party of Australia, New South Wales Division
MOORE Martin	The Greens NSW
EARLE Simon	Australian Labor Party (NSW Branch)
CAMERON Gaye	

Election operations

Number of staff: 243

Number of early voting centres: 6

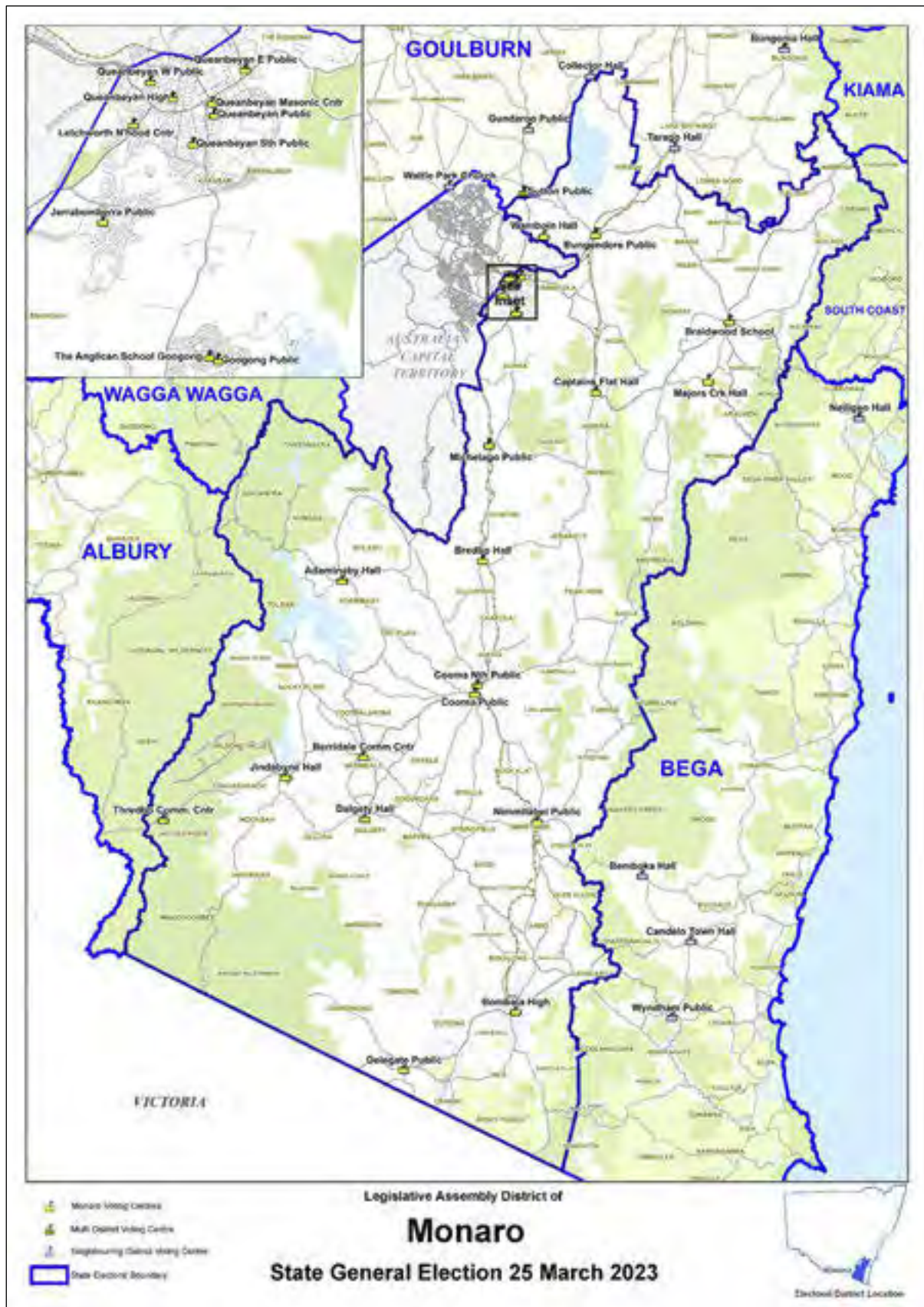
Number of election day voting centres: 30

Number of declared facilities: n/a

Election manager's office

Training Building, 13 Endeavour Road, Caringbah, NSW 2229

Monaro



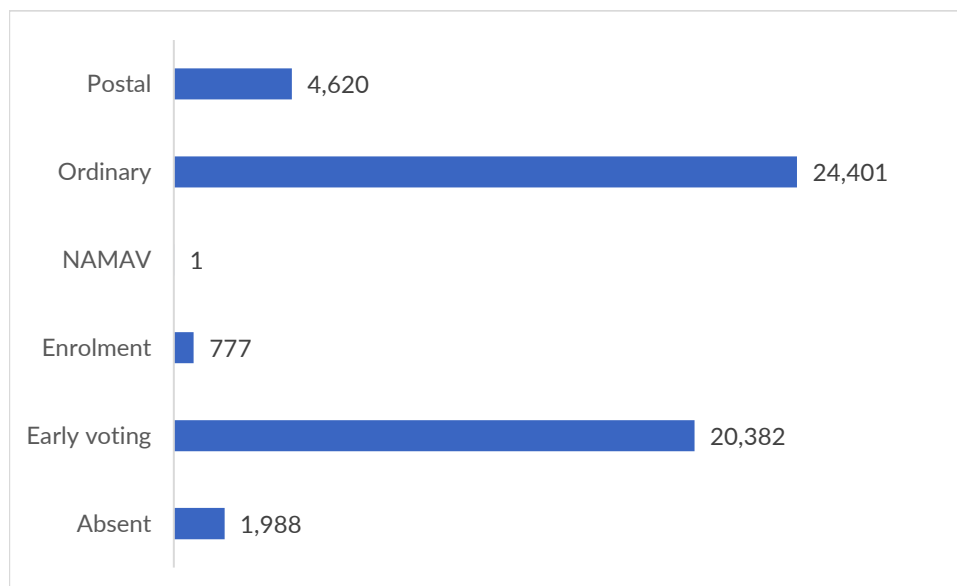
District summary

Elected candidate: WHAN Steven, Australian Labor Party (NSW Branch)

Enrolment: 59,514 **Participation:** 88.86%

Total votes: 52,169 **Formal:** 50,856 **Informal:** 1,313 **Formality:** 97.48%

Number of votes cast by vote type (Legislative Assembly total votes)



Apparent failure to vote notices issued: 5,885

Apparent failure to vote notices issued as a percentage of the district electoral roll: 9.89%

Nominated candidates and party affiliation

WHAN Steven *	Australian Labor Party (NSW Branch)
THALER Andrew	
PRYOR Chris	Shooters, Fishers and Farmers Party (NSW) Incorporated
HOLGATE James	Sustainable Australia Party - Stop Overdevelopment / Corruption
GOLDIE Jenny	The Greens NSW
TANSON Josie	Legalise Cannabis NSW Party
OVERALL Nichole	National Party of Australia - NSW

Election operations

Number of staff: 189

Number of early voting centres: 7

Number of election day voting centres: 28

Number of declared facilities: n/a

Election manager's office

36 John Bull Street, Queanbeyan NSW 2620

Mount Druitt



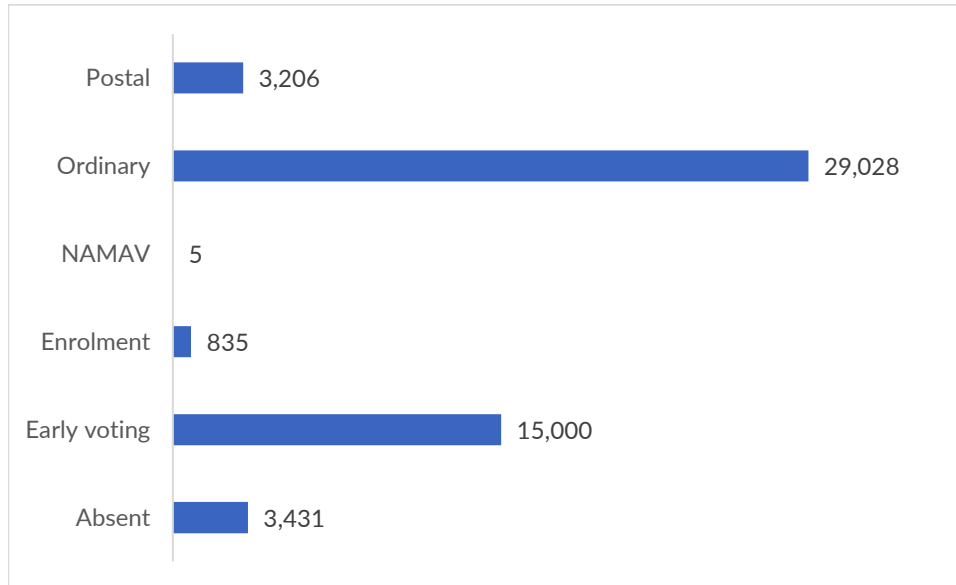
District summary

Elected candidate: ATALLA Edmond, Australian Labor Party (NSW Branch)

Enrolment: 62,334 **Participation:** 84.49%

Total votes: 51,505 **Formal:** 48,746 **Informal:** 2,759 **Formality:** 94.64%

Number of votes cast by vote type (Legislative Assembly total votes)



Apparent failure to vote notices issued: 8,427

Apparent failure to vote notices issued as a percentage of the district electoral roll: 13.52%

Nominated candidates and party affiliation

SUNIL JAYADEVAN Kandathil	The Liberal Party of Australia, New South Wales Division
DUDAS Andrew	Animal Justice Party
ATALLA Edmond *	Australian Labor Party (NSW Branch)
MORSLED Asm	The Greens NSW

Election operations

Number of staff: 216

Number of early voting centres: 3

Number of election day voting centres: 23

Number of declared facilities: 1

Election manager's office

2/3 Mount Street, Mount Druitt NSW 2770

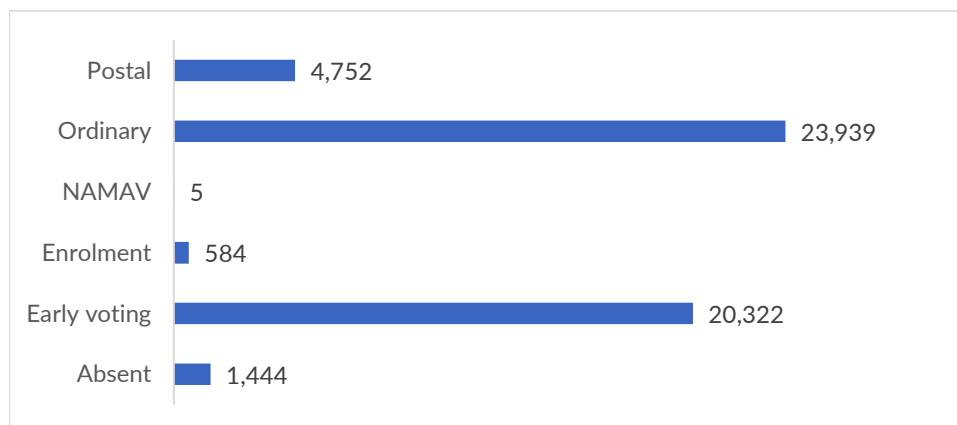
District summary

Elected candidate: DALTON Helen,

Enrolment: 59,138 **Participation:** 87.71%

Total votes: 51,046 **Formal:** 49,415 **Informal:** 1,631 **Formality:** 96.80%

Number of votes cast by vote type (Legislative Assembly total votes)



Apparent failure to vote notices issued: 6,240

Apparent failure to vote notices issued as a percentage of the district electoral roll: 10.55%

Nominated candidates and party affiliation

CARLE Adrian	Legalise Cannabis NSW Party
BULJUBASIC Mirsad (Max)	Australian Labor Party (NSW Branch)
FLORANCE Michael	Sustainable Australia Party - Stop Overdevelopment / Corruption
BETTS Peta	National Party of Australia - NSW
FARRELL Kevin	Public Education Party
GREGORY Desiree	Shooters, Fishers and Farmers Party (NSW) Incorporated
KING Amelia	The Greens NSW
DALTON Helen *	
ADAMSON Greg	
LANDINI David	

Election operations

Number of staff: 210

Number of early voting centres: 8

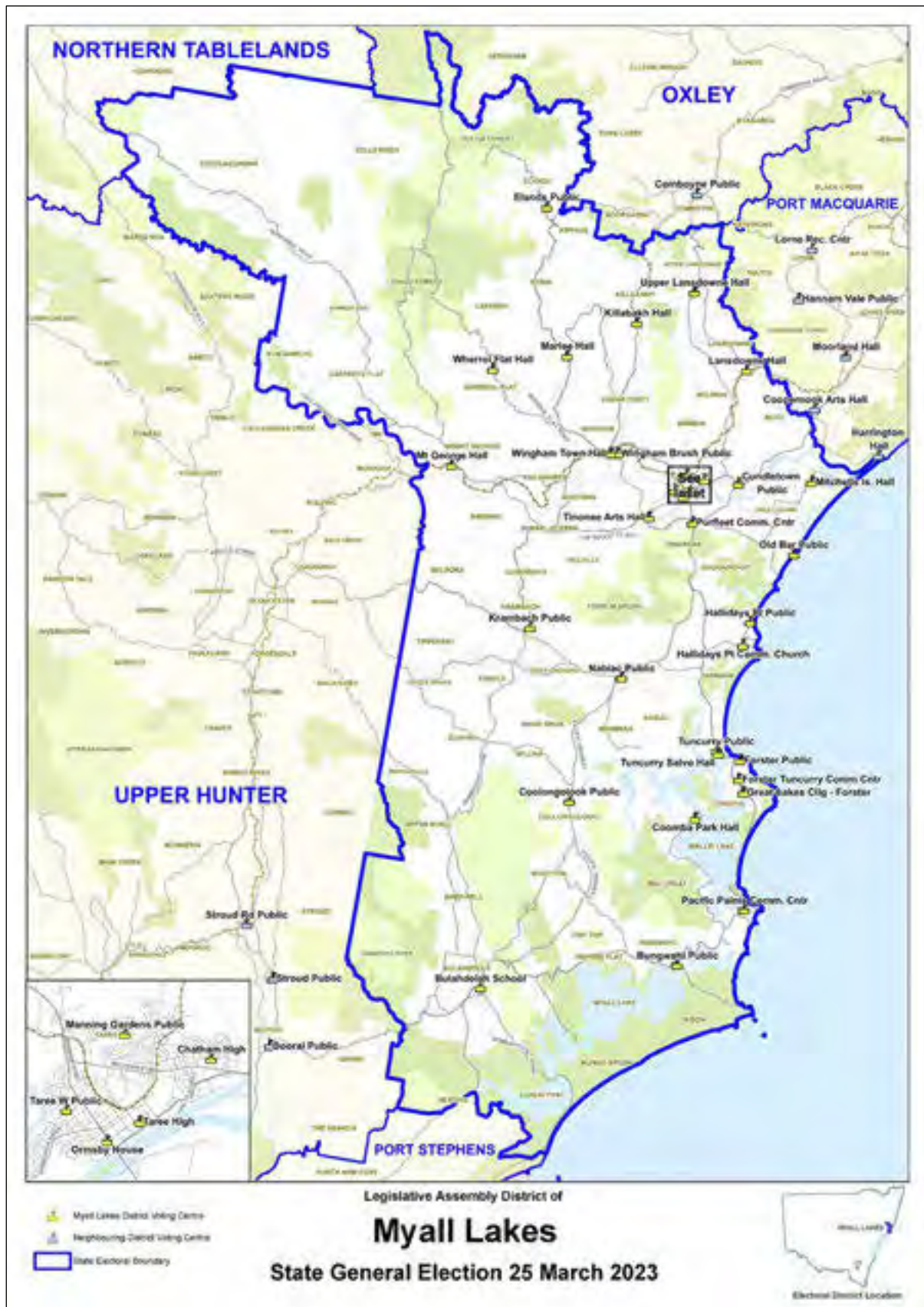
Number of election day voting centres: 44

Number of declared facilities: n/a

Election manager's office

364-366 Banna Avenue, Griffith NSW 2680

Myall Lakes



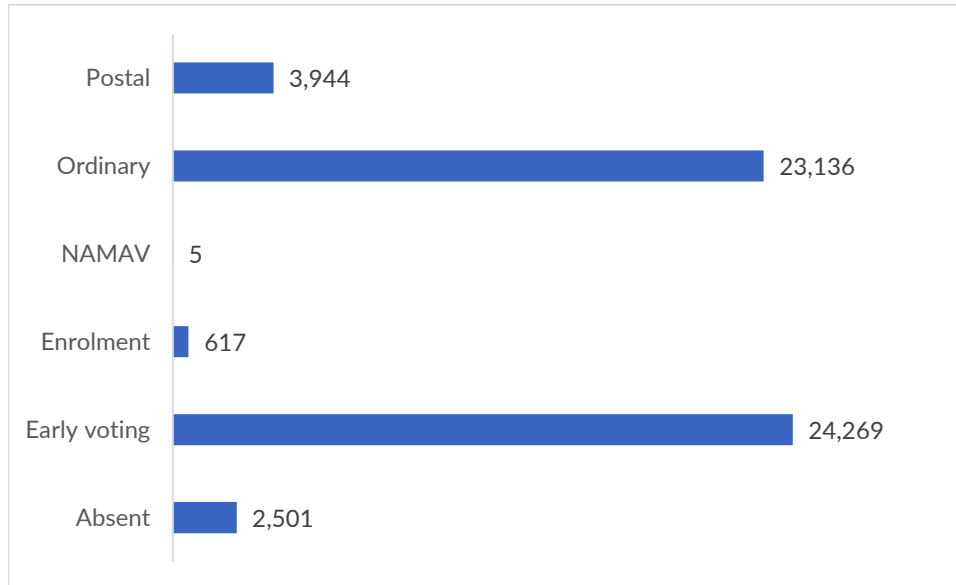
District summary

Elected candidate: THOMPSON Tanya, National Party of Australia - NSW

Enrolment: 61,336 **Participation:** 90.17%

Total votes: 54,472 **Formal:** 52,686 **Informal:** 1,786 **Formality:** 96.72%

Number of votes cast by vote type (Legislative Assembly total votes)



Apparent failure to vote notices issued: 4,748

Apparent failure to vote notices issued as a percentage of the district electoral roll: 7.74%

Nominated candidates and party affiliation

MANLEY Keys	Legalise Cannabis NSW Party
SPENCE Eleanor	The Greens NSW
VANSTONE Mark	Australian Labor Party (NSW Branch)
BENDALL Jason	
THOMPSON Tanya *	National Party of Australia - NSW
McDONALD-PRITCHARD Maree	Sustainable Australia Party - Stop Overdevelopment / Corruption

Election operations

Number of staff: 213

Number of early voting centres: 4

Number of election day voting centres: 33

Number of declared facilities: n/a

Election manager's office

4 Breese Parade, Forster NSW 2428

Newcastle



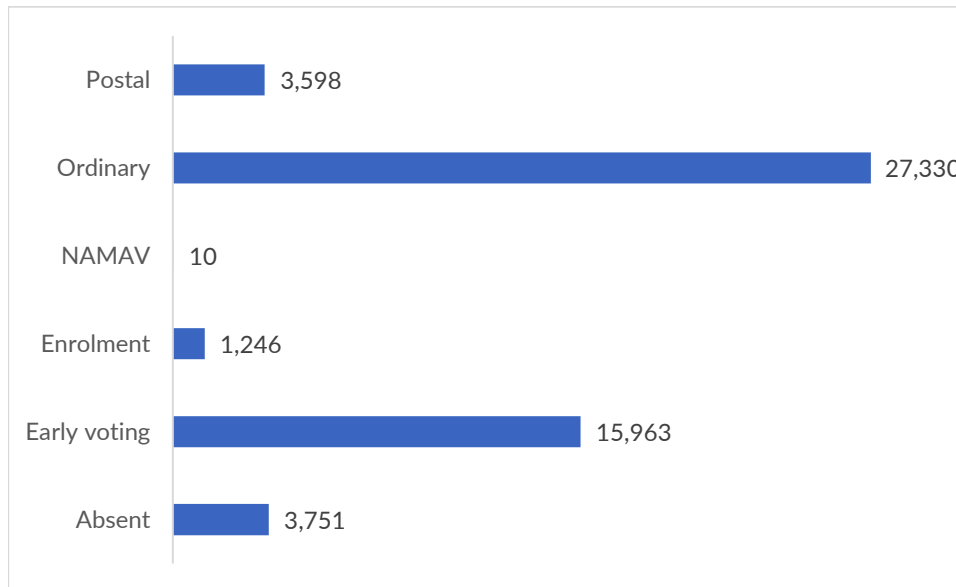
District summary

Elected candidate: CRAKANTHORP Tim, Australian Labor Party (NSW Branch)

Enrolment: 59,443 **Participation:** 89.13%

Total votes: 51,898 **Formal:** 50,736 **Informal:** 1,162 **Formality:** 97.76%

Number of votes cast by vote type (Legislative Assembly total votes)



Apparent failure to vote notices issued: 5,950

Apparent failure to vote notices issued as a percentage of the district electoral roll: 10.01%

Nominated candidates and party affiliation

MACKENZIE John	The Greens NSW
TRIEBSEES Thomas	The Liberal Party of Australia, New South Wales Division
LEKA Niko	Socialist Alliance
CLAYDON Tim	Legalise Cannabis NSW Party
CRAKANTHORP Tim *	Australian Labor Party (NSW Branch)
TAYLOR Freya	Sustainable Australia Party - Stop Overdevelopment / Corruption

Election operations

Number of staff: 255

Number of early voting centres: 5

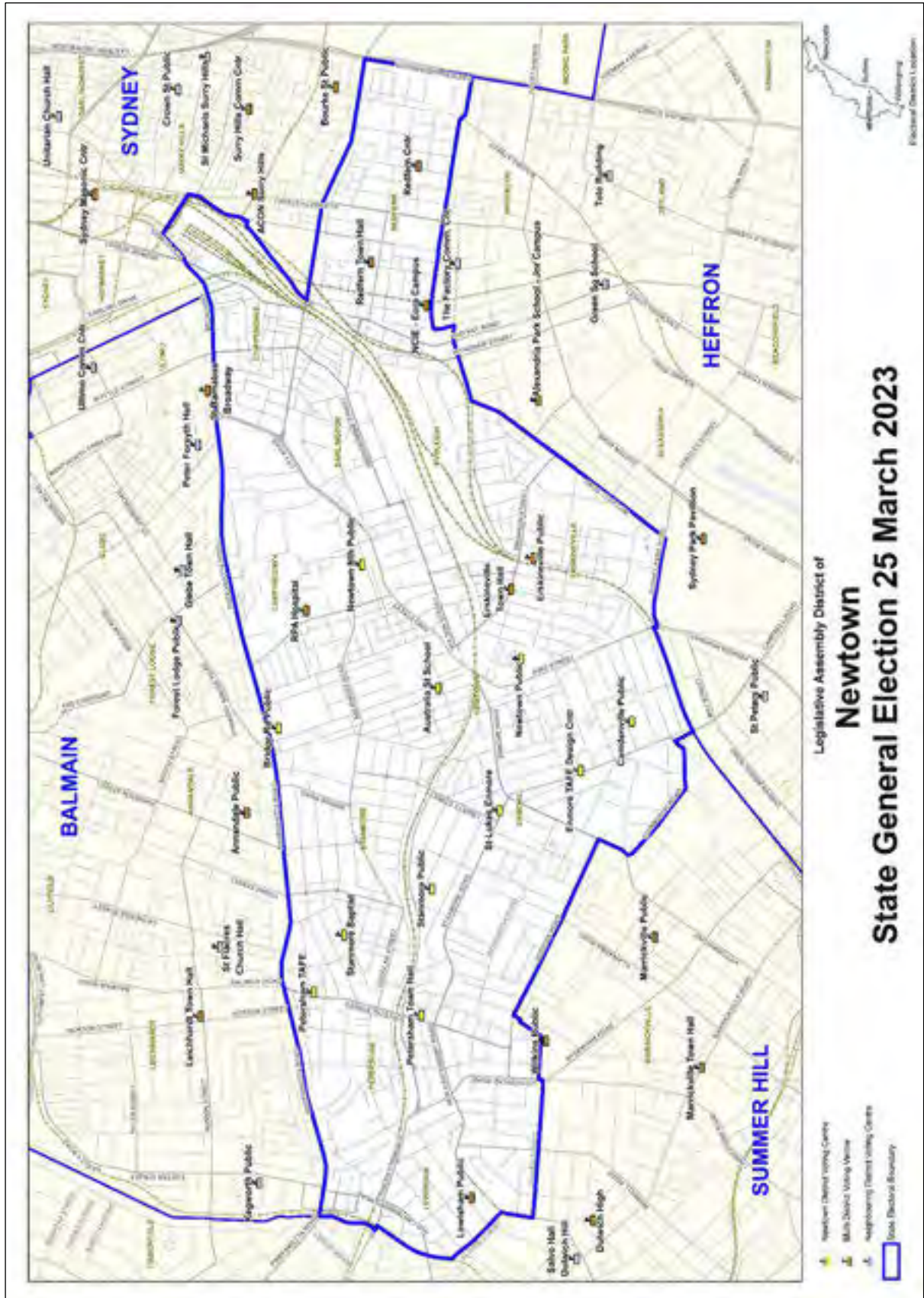
Number of election day voting centres: 29

Number of declared facilities: n/a

Election manager's office

143 Lambton Road, Broadmeadow NSW 2370

Newtown



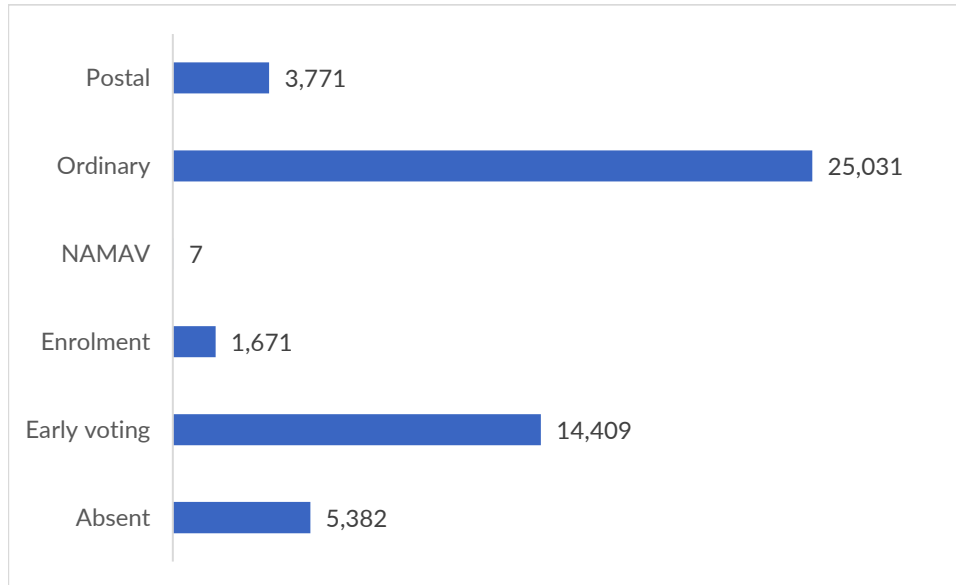
District summary

Elected candidate: LEONG Jenny, The Greens NSW

Enrolment: 59,588 **Participation:** 86.51%

Total votes: 50,271 **Formal:** 49,502 **Informal:** 769 **Formality:** 98.47%

Number of votes cast by vote type (Legislative Assembly total votes)



Apparent failure to vote notices issued: 6,987

Apparent failure to vote notices issued as a percentage of the district electoral roll: 11.73%

Nominated candidates and party affiliation

LEONG Jenny *	The Greens NSW
HETHERINGTON David	Australian Labor Party (NSW Branch)
THOMAS Christopher	Sustainable Australia Party - Stop Overdevelopment / Corruption
DOUSKOU Fiona	The Liberal Party of Australia, New South Wales Division

Election operations

Number of staff: 289

Number of early voting centres: 8

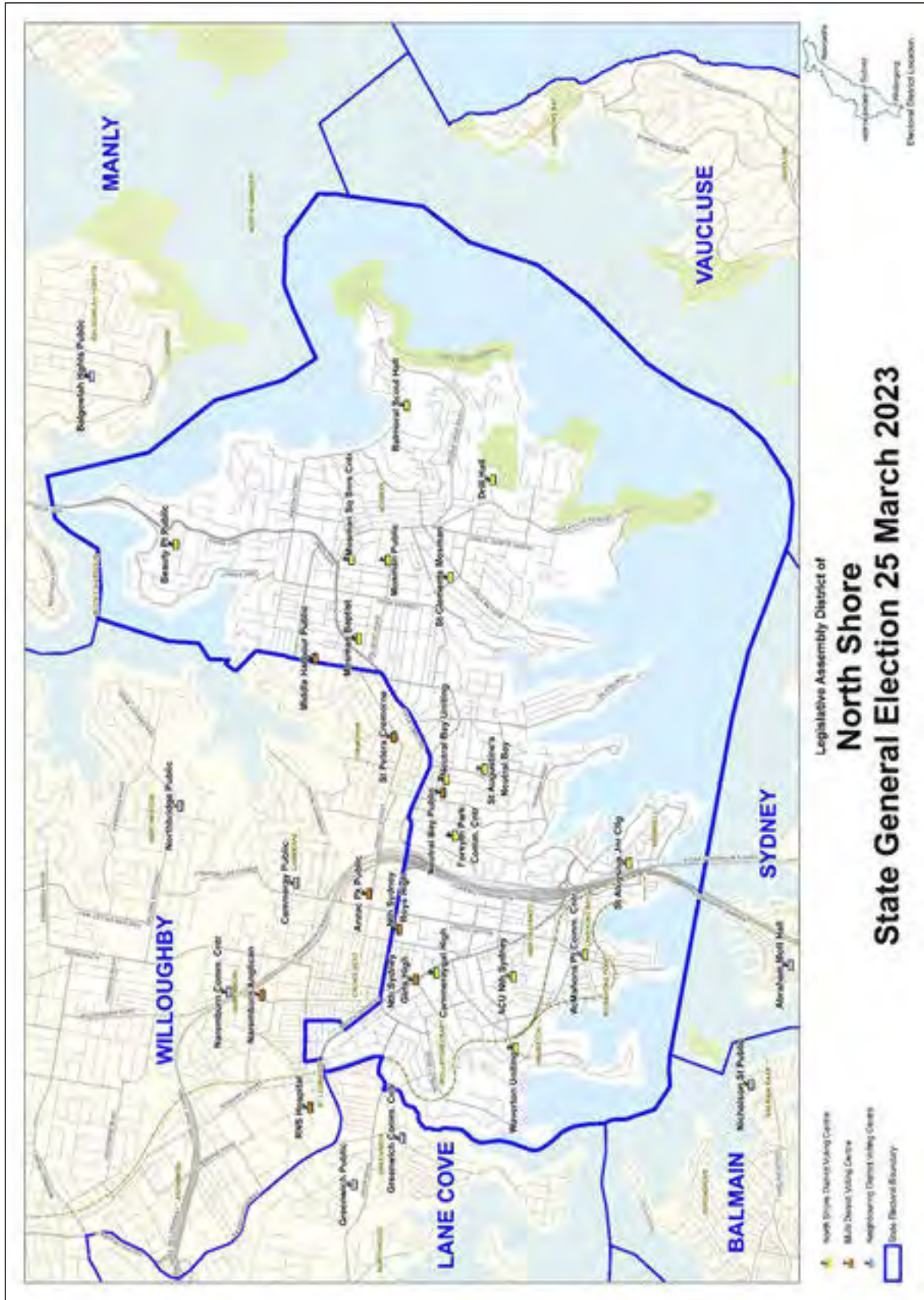
Number of election day voting centres: 33

Number of declared facilities: n/a

Election manager's office

29 Australia Street, Camperdown NSW 2050

North Shore



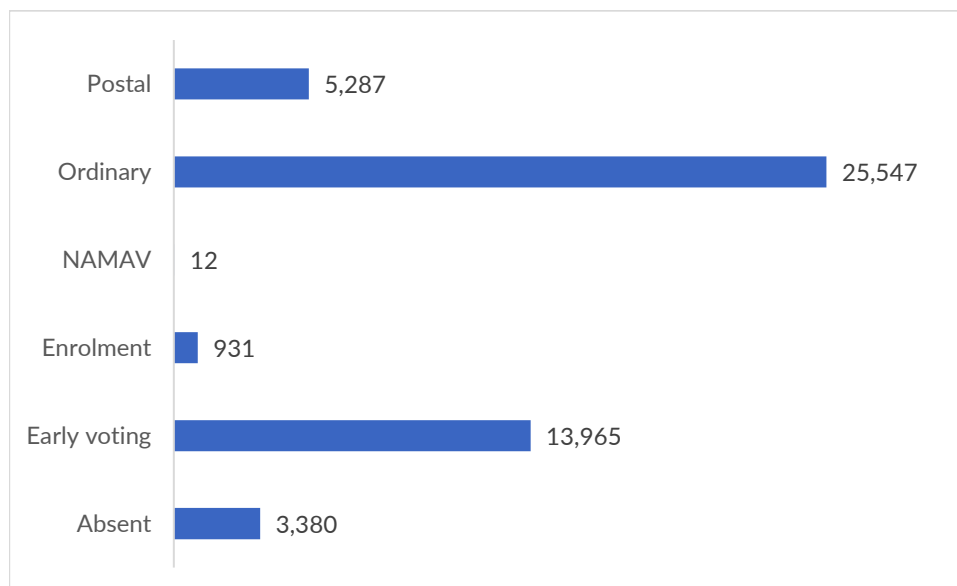
District summary

Elected candidate: WILSON Felicity, The Liberal Party of Australia, New South Wales Division

Enrolment: 56,443 **Participation:** 89.22%

Total votes: 49,122 **Formal:** 48,177 **Informal:** 945 **Formality:** 98.08%

Number of votes cast by vote type (Legislative Assembly total votes)



Apparent failure to vote notices issued: 4,662

Apparent failure to vote notices issued as a percentage of the district electoral roll: 8.26%

Nominated candidates and party affiliation

ANTARES Michael	Informed Medical Options Party (IMOP)
CONWAY Helen	
SANTER Godfrey	Australian Labor Party (NSW Branch)
COMMINS Lachlan	Sustainable Australia Party - Stop Overdevelopment / Corruption
MULLAN James	The Greens NSW
WILSON Felicity *	The Liberal Party of Australia, New South Wales Division
WALKER Victoria	

Election operations

Number of staff: 243

Number of early voting centres: 7

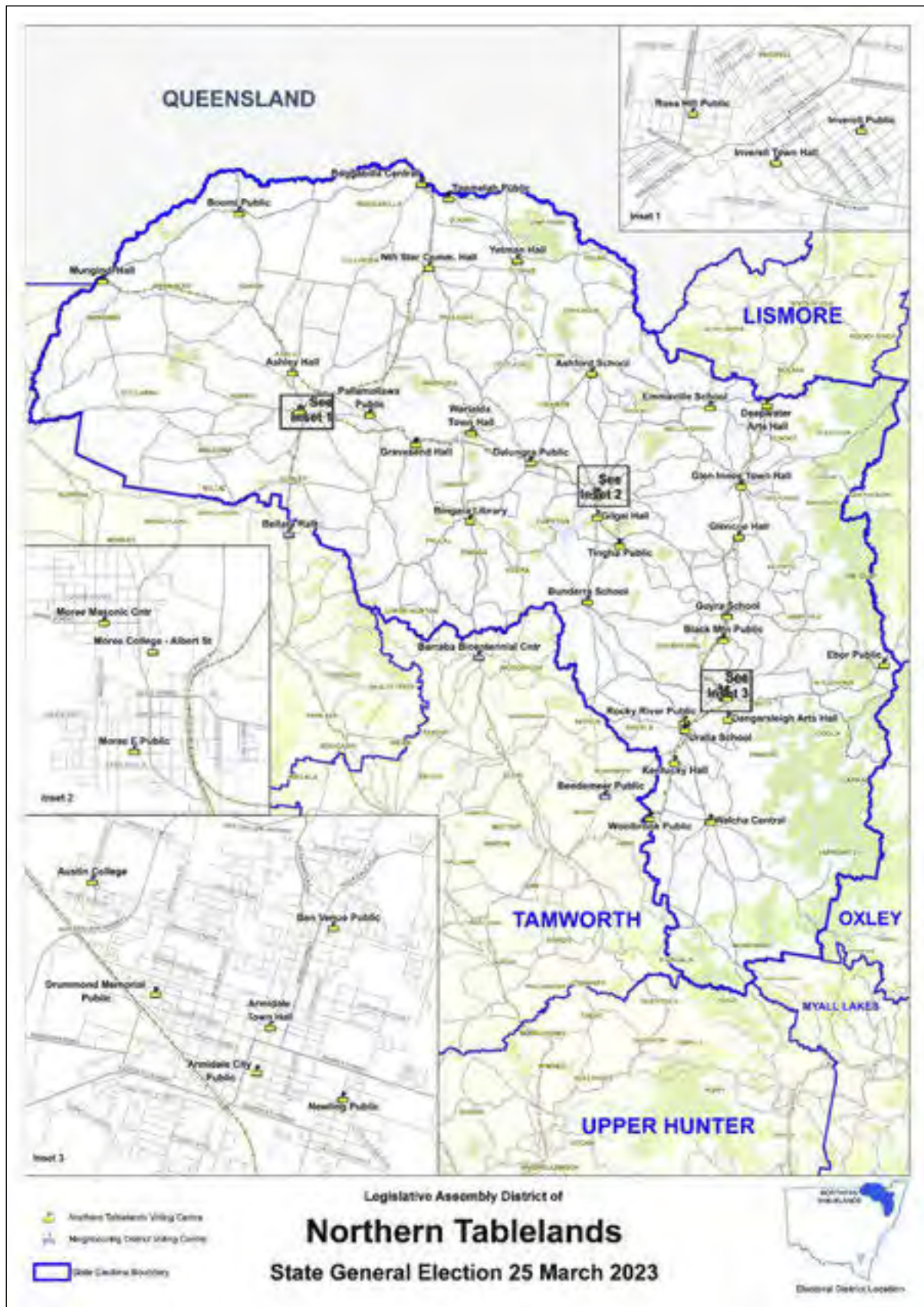
Number of election day voting centres: 27

Number of declared facilities: 1

Election manager's office

Suites 3.01 & 6.01, 1 James Place, North Sydney NSW 2060

Northern Tablelands



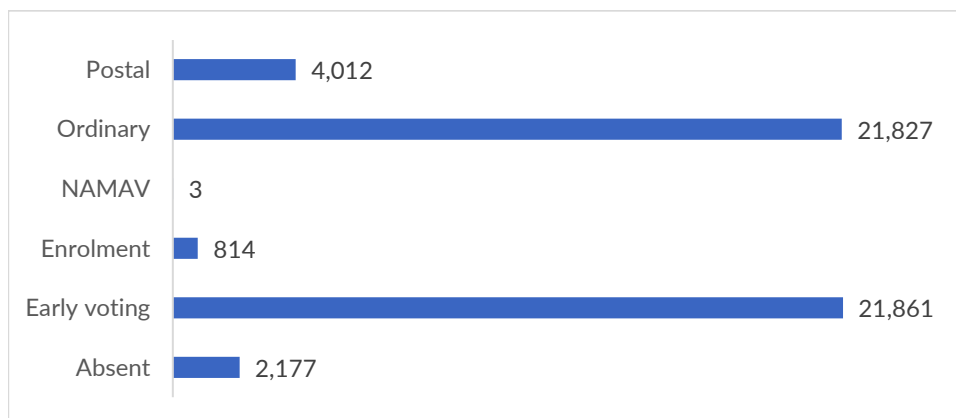
District summary

Elected candidate: MARSHALL Adam, National Party of Australia - NSW

Enrolment: 57,880 **Participation:** 88.93%

Total votes: 50,694 **Formal:** 49,655 **Informal:** 1,039 **Formality:** 97.95%

Number of votes cast by vote type (Legislative Assembly total votes)



Apparent failure to vote notices issued: 5,649

Apparent failure to vote notices issued as a percentage of the district electoral roll: 9.76%

Nominated candidates and party affiliation

CROWE Alan	Sustainable Australia Party - Stop Overdevelopment / Corruption
O'LOGHLIN Peter	Legalise Cannabis NSW Party
WOOD Darshan (Billy)	
MARSHALL Adam *	National Party of Australia - NSW
HAMPTON Gary	Public Education Party
LANGENBERG Yvonne	Australian Labor Party (NSW Branch)
LEDGER Natasha	
O'HARA Elizabeth	The Greens NSW
HAMMOND Margaret	Liberal Democratic Party
HAY Michael	Shooters, Fishers and Farmers Party (NSW) Incorporated

Election operations

Number of staff: 215

Number of early voting centres: 5

Number of election day voting centres: 41

Number of declared facilities: n/a

Election manager's office

Shop 3,106-108 Jessie Street, Armidale NSW 2350

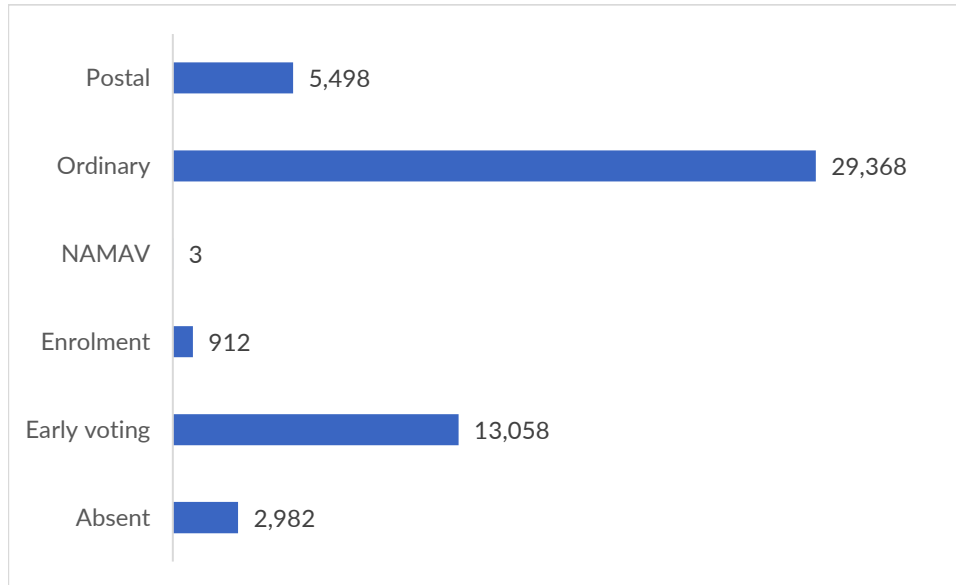
District summary

Elected candidate: COURE Mark, The Liberal Party of Australia, New South Wales Division

Enrolment: 57,351 **Participation:** 92.62%

Total votes: 51,821 **Formal:** 50,196 **Informal:** 1,625 **Formality:** 96.86%

Number of votes cast by vote type (Legislative Assembly total votes)



Apparent failure to vote notices issued: 3,439

Apparent failure to vote notices issued as a percentage of the district electoral roll: 6.00%

Nominated candidates and party affiliation

HUNT Glenn	Sustainable Australia Party - Stop Overdevelopment / Corruption
MORT Natalie	
AMBIHAIPAHAR Ash	Australian Labor Party (NSW Branch)
COURE Mark *	The Liberal Party of Australia, New South Wales Division
VANDIJK Taylor	The Greens NSW

Election operations

Number of staff: 239

Number of early voting centres: 3

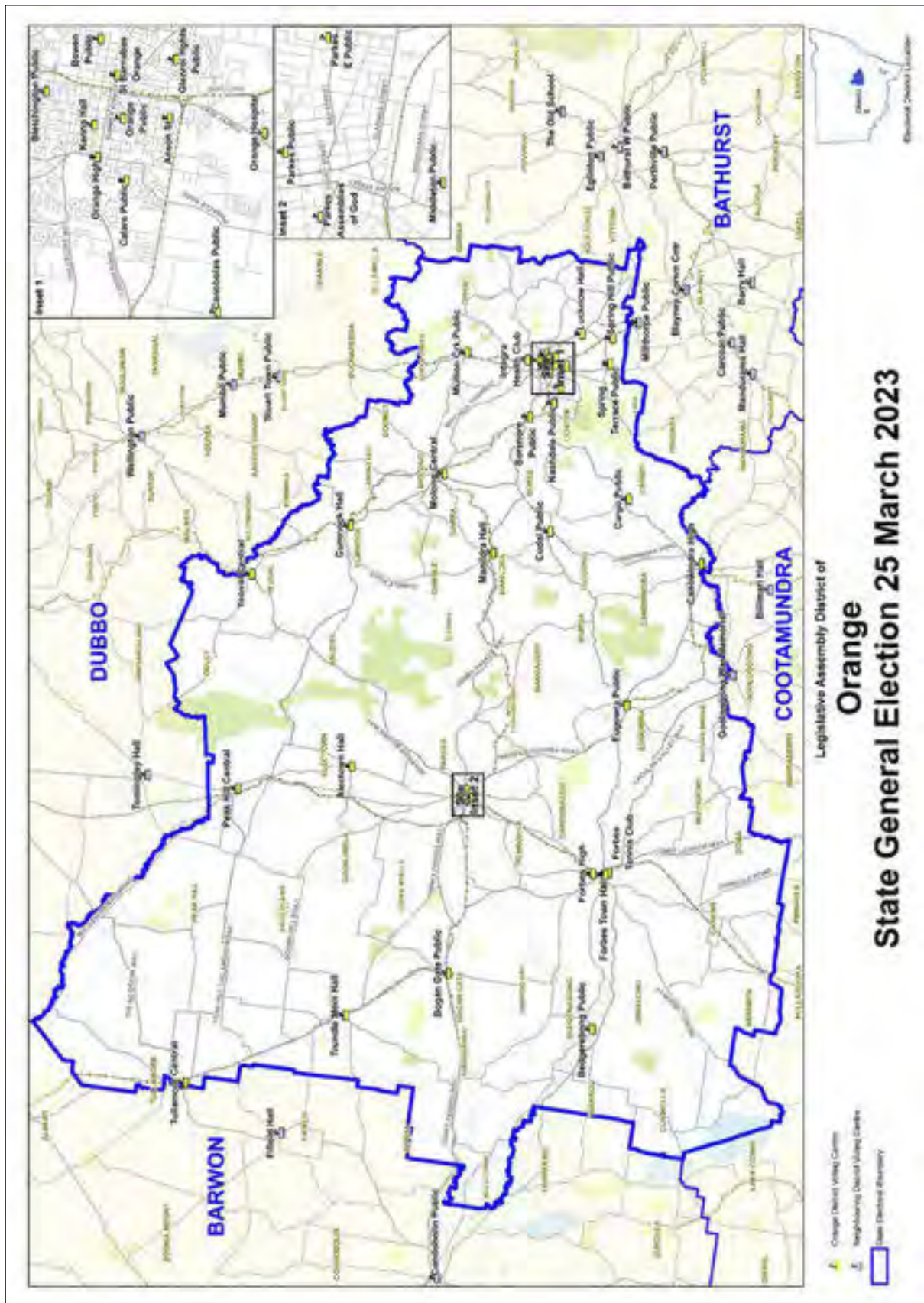
Number of election day voting centres: 24

Number of declared facilities: 1

Election manager's office

117 Boundary Road, Peakhurst NSW 2210

Orange



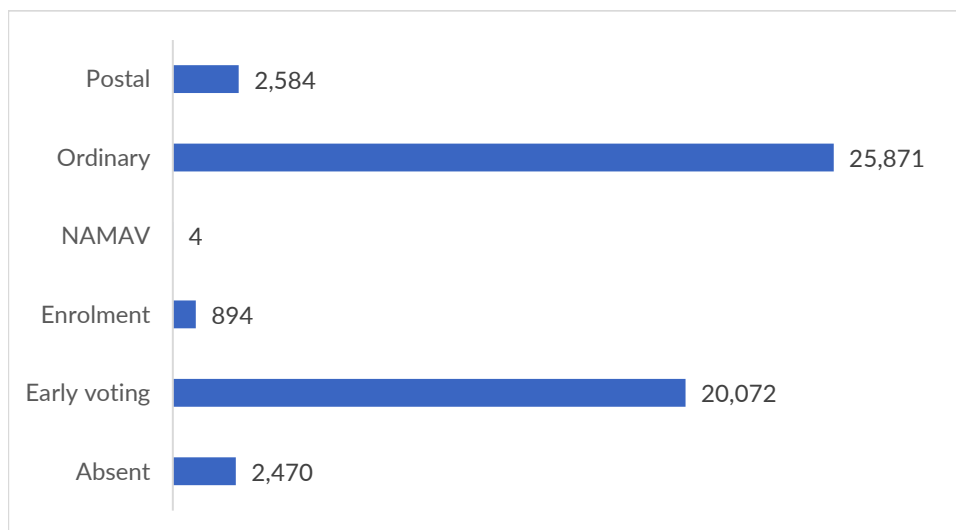
District summary

Elected candidate: DONATO Philip,

Enrolment: 57,960 **Participation:** 90.56%

Total votes: 51,895 **Formal:** 50,518 **Informal:** 1,377 **Formality:** 97.35%

Number of votes cast by vote type (Legislative Assembly total votes)



Apparent failure to vote notices issued: 4,846

Apparent failure to vote notices issued as a percentage of the district electoral roll: 8.36%

Nominated candidates and party affiliation

BATE George	Sustainable Australia Party - Stop Overdevelopment / Corruption
BRAMLEY Gillian	Public Education Party
HOLT Patricia	Legalise Cannabis NSW Party
DONATO Philip *	
MALLARD David	The Greens NSW
KELLY Aaron	Shooters, Fishers and Farmers Party (NSW) Incorporated
DUNN Heather	Australian Labor Party (NSW Branch)
MILETO Tony	National Party of Australia - NSW

Election operations

Number of staff: 231

Number of early voting centres: 5

Number of election day voting centres: 39

Number of declared facilities: n/a

Election manager's office

4929 Mitchell Highway, Orange NSW 2800

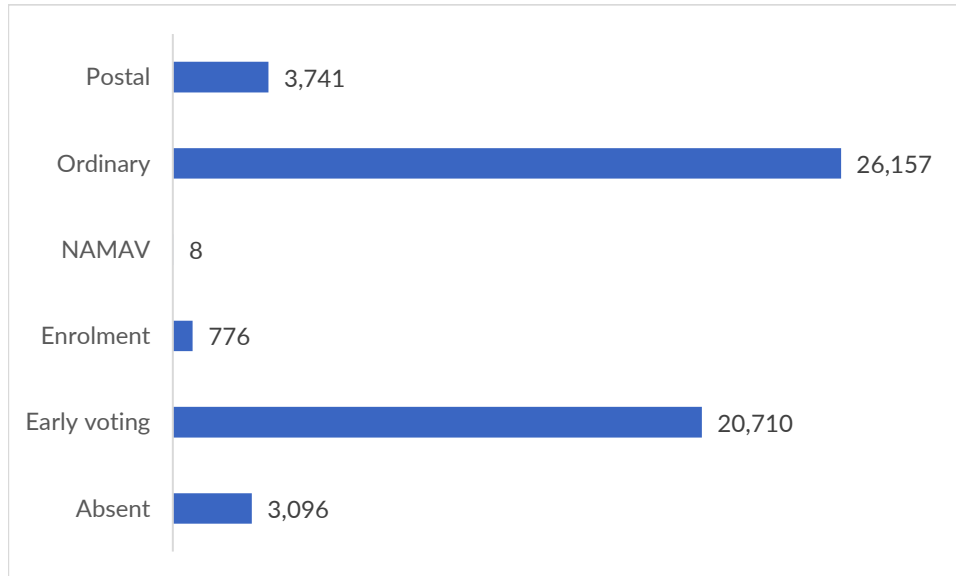
District summary

Elected candidate: KEMP Michael, National Party of Australia - NSW

Enrolment: 62,816 **Participation:** 88.05%

Total votes: 54,488 **Formal:** 52,608 **Informal:** 1,880 **Formality:** 96.55%

Number of votes cast by vote type (Legislative Assembly total votes)



Apparent failure to vote notices issued: 6,276

Apparent failure to vote notices issued as a percentage of the district electoral roll: 9.99%

Nominated candidates and party affiliation

KING Dominic	The Greens NSW
DRAIN Bianca	Sustainable Australia Party - Stop Overdevelopment / Corruption
MATHEW Megan	Legalise Cannabis NSW Party
VIGORS Gregory	Australian Labor Party (NSW Branch)
FAIRHALL Joshua	
IRWIN Troy	
KEMP Michael *	National Party of Australia - NSW

Election operations

Number of staff: 238

Number of early voting centres: 6

Number of election day voting centres: 42

Number of declared facilities: n/a

Election manager's office

60 Smith Street, Kempsey NSW 2440

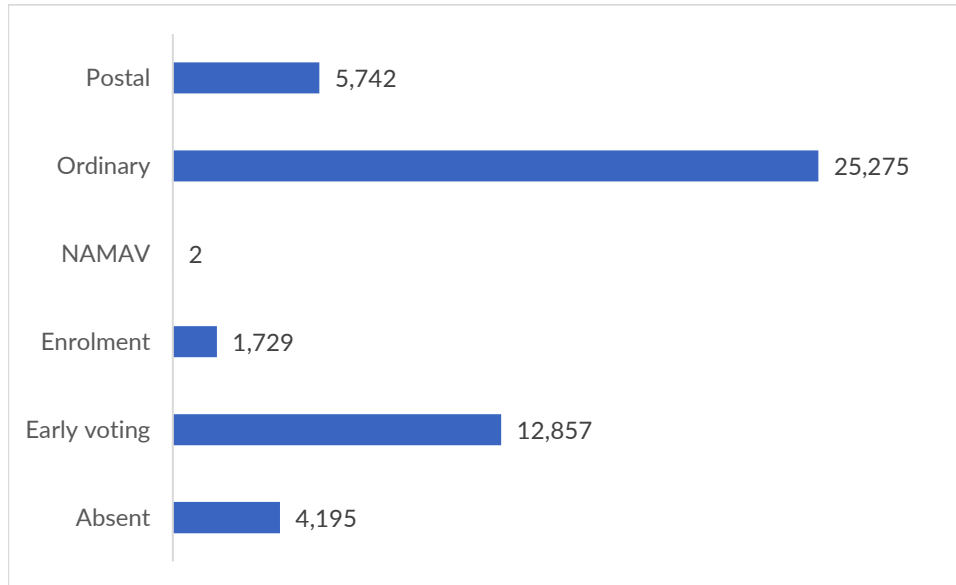
District summary

Elected candidate: DAVIS Donna, Australian Labor Party (NSW Branch)

Enrolment: 57,995 **Participation:** 88.93%

Total votes: 49,800 **Formal:** 48,281 **Informal:** 1,519 **Formality:** 96.95%

Number of votes cast by vote type (Legislative Assembly total votes)



Apparent failure to vote notices issued: 6,409

Apparent failure to vote notices issued as a percentage of the district electoral roll: 11.05%

Nominated candidates and party affiliation

DAVIS Donna *	Australian Labor Party (NSW Branch)
HAMMOND Ben	The Greens NSW
MULLENS Katie	The Liberal Party of Australia, New South Wales Division
SINGH Mritunjay	Pauline Hanson's One Nation
MOLL David	Sustainable Australia Party - Stop Overdevelopment / Corruption

Election operations

Number of staff: 277

Number of early voting centres: 4

Number of election day voting centres: 26

Number of declared facilities: n/a

Election manager's office

Ground Floor, 82 Hughes Avenue, Ermington NSW 2115

Penrith



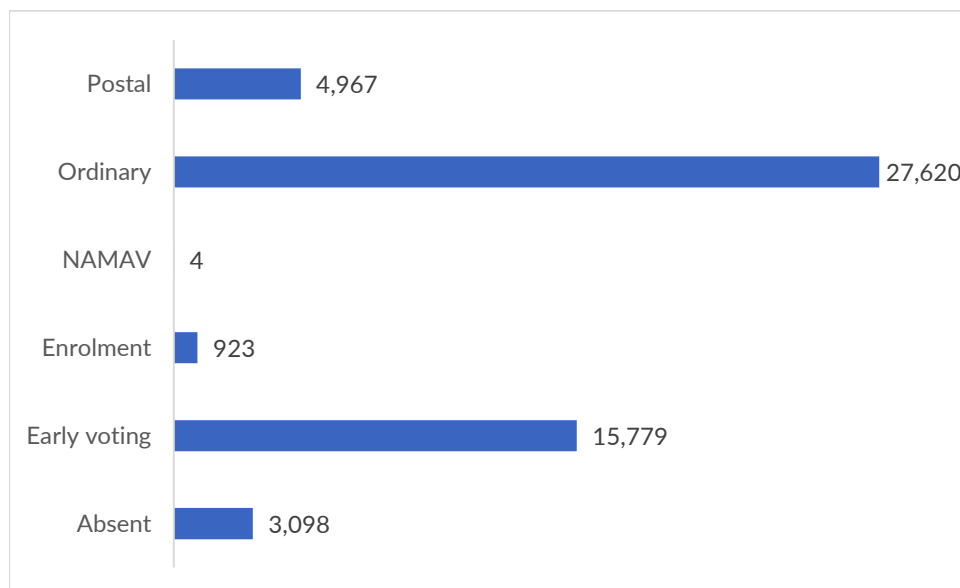
District summary

Elected candidate: McKEOWN Karen, Australian Labor Party (NSW Branch)

Enrolment: 59,658 **Participation:** 89.91%

Total votes: 52,391 **Formal:** 50,344 **Informal:** 2,047 **Formality:** 96.09%

Number of votes cast by vote type (Legislative Assembly total votes)



Apparent failure to vote notices issued: 5,417

Apparent failure to vote notices issued as a percentage of the district electoral roll: 9.08%

Nominated candidates and party affiliation

BLAZI Vanessa	Animal Justice Party
PATEMAN Timothy	Legalise Cannabis NSW Party
TOUSSI Fatemeh (Mino)	The Greens NSW
AYRES Stuart	The Liberal Party of Australia, New South Wales Division
BROWN Geoff	Sustainable Australia Party - Stop Overdevelopment / Corruption
McKEOWN Karen *	Australian Labor Party (NSW Branch)
McWILLIAMS Belinda	Pauline Hanson's One Nation

Election operations

Number of staff: 247

Number of early voting centres: 4

Number of election day voting centres: 24

Number of declared facilities: n/a

Election manager's office

28 Copeland Street, Penrith NSW 2750

Pittwater



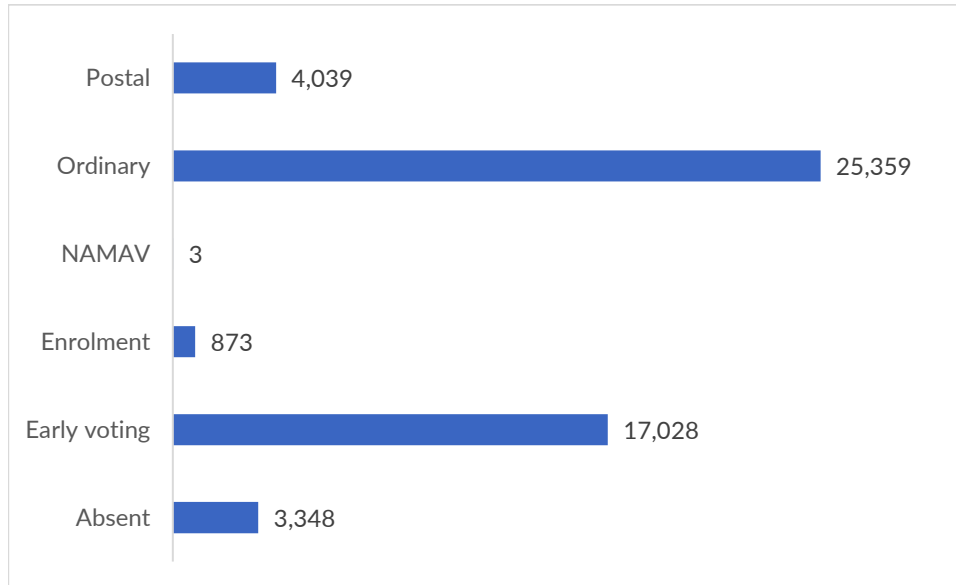
District summary

Elected candidate: AMON Roderick (Rory), The Liberal Party of Australia, New South Wales Division

Enrolment: 56,181 **Participation:** 91.57%

Total votes: 50,650 **Formal:** 49,511 **Informal:** 1,139 **Formality:** 97.75%

Number of votes cast by vote type (Legislative Assembly total votes)



Apparent failure to vote notices issued: 3,784

Apparent failure to vote notices issued as a percentage of the district electoral roll: 6.74%

Nominated candidates and party affiliation

AMON Roderick (Rory) *	The Liberal Party of Australia, New South Wales Division
SCRUBY Jacqui	
GREEN Hilary	The Greens NSW
LAW Craig	Sustainable Australia Party - Stop Overdevelopment / Corruption
QUINN Jeffrey	Australian Labor Party (NSW Branch)

Election operations

Number of staff: 196

Number of early voting centres: 4

Number of election day voting centres: 21

Number of declared facilities: 1

Election manager's office

Unit 1, 77-79 Bassett Street, Mona Vale NSW 2103

Port Macquarie



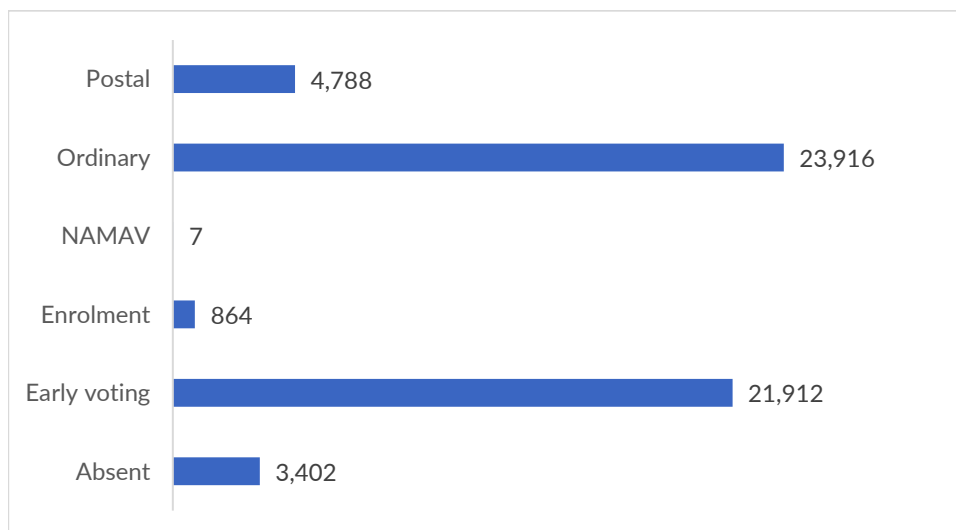
District summary

Elected candidate: WILLIAMS Leslie, The Liberal Party of Australia, New South Wales Division

Enrolment: 61,078 **Participation:** 91.36%

Total votes: 54,889 **Formal:** 53,330 **Informal:** 1,559 **Formality:** 97.16%

Number of votes cast by vote type (Legislative Assembly total votes)



Apparent failure to vote notices issued: 4,202

Apparent failure to vote notices issued as a percentage of the district electoral roll: 6.88%

Nominated candidates and party affiliation

MOGOROVICH Silvia	Informed Medical Options Party (IMOP)
WATSON Stuart	The Greens NSW
WILLIAMS Leslie *	The Liberal Party of Australia, New South Wales Division
McMULLEN Keith	Australian Labor Party (NSW Branch)
MCPAHON Vivian	Legalise Cannabis NSW Party
PINSON Peta	National Party of Australia - NSW
COLEMAN Edward	Sustainable Australia Party - Stop Overdevelopment / Corruption
READ Benjamin	Liberal Democratic Party

Election operations

Number of staff: 195

Number of early voting centres: 5

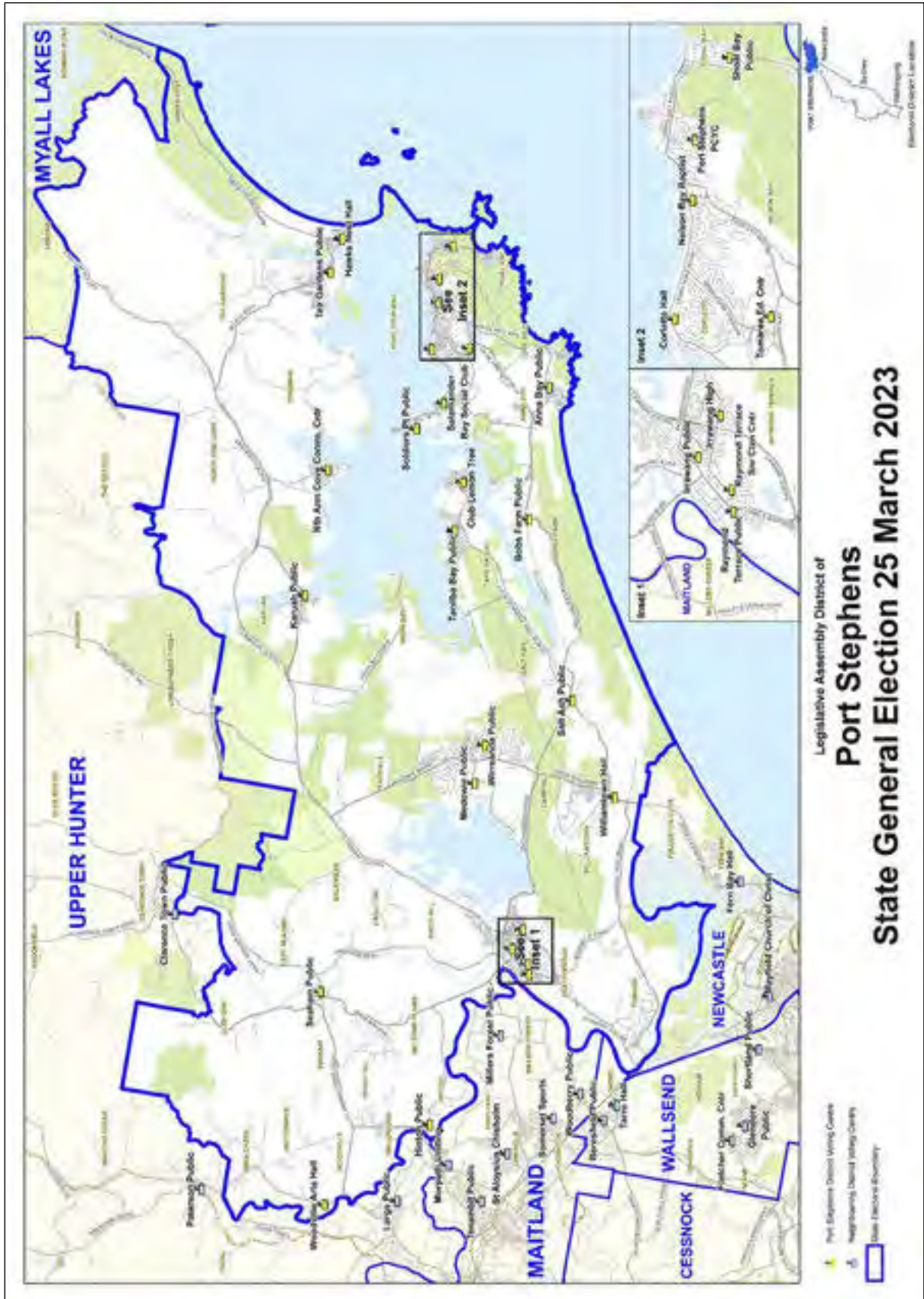
Number of election day voting centres: 28

Number of declared facilities: n/a

Election manager's office

111 William Street, Port Macquarie NSW 2444

Port Stephens



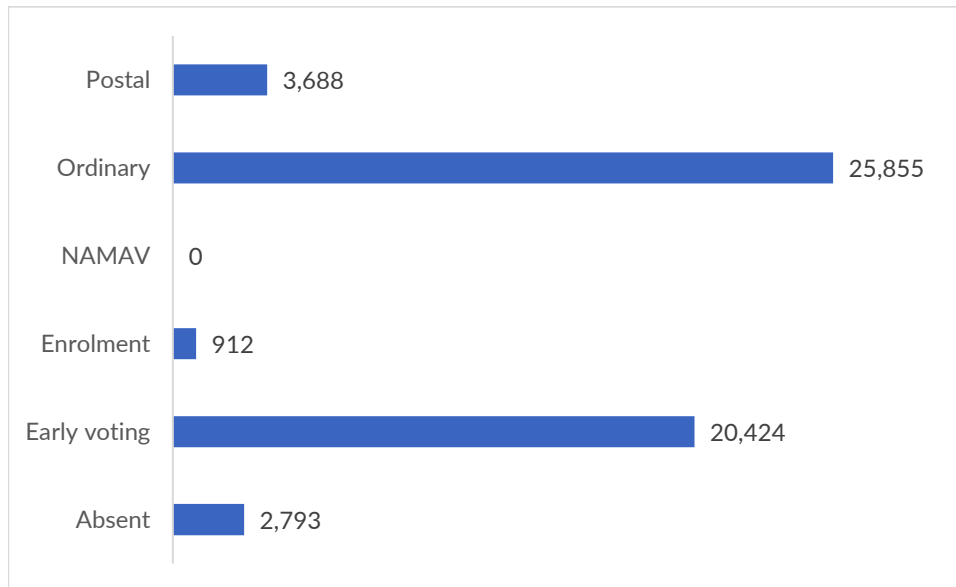
District summary

Elected candidate: WASHINGTON Kate, Australian Labor Party (NSW Branch)

Enrolment: 60,278 **Participation:** 90.49%

Total votes: 53,672 **Formal:** 52,161 **Informal:** 1,511 **Formality:** 97.18%

Number of votes cast by vote type (Legislative Assembly total votes)



Apparent failure to vote notices issued: 4,726

Apparent failure to vote notices issued as a percentage of the district electoral roll: 7.84%

Nominated candidates and party affiliation

BUCKMASTER Michelle	Animal Justice Party
JENSEN Jordan	The Greens NSW
KETAS Angela	Informed Medical Options Party (IMOP)
WASHINGTON Kate *	Australian Labor Party (NSW Branch)
ERRINGTON Nathan	The Liberal Party of Australia, New South Wales Division
WATSON Mark	Pauline Hanson's One Nation
JELFS Beverley	Sustainable Australia Party - Stop Overdevelopment / Corruption

Election operations

Number of staff: 207

Number of early voting centres: 4

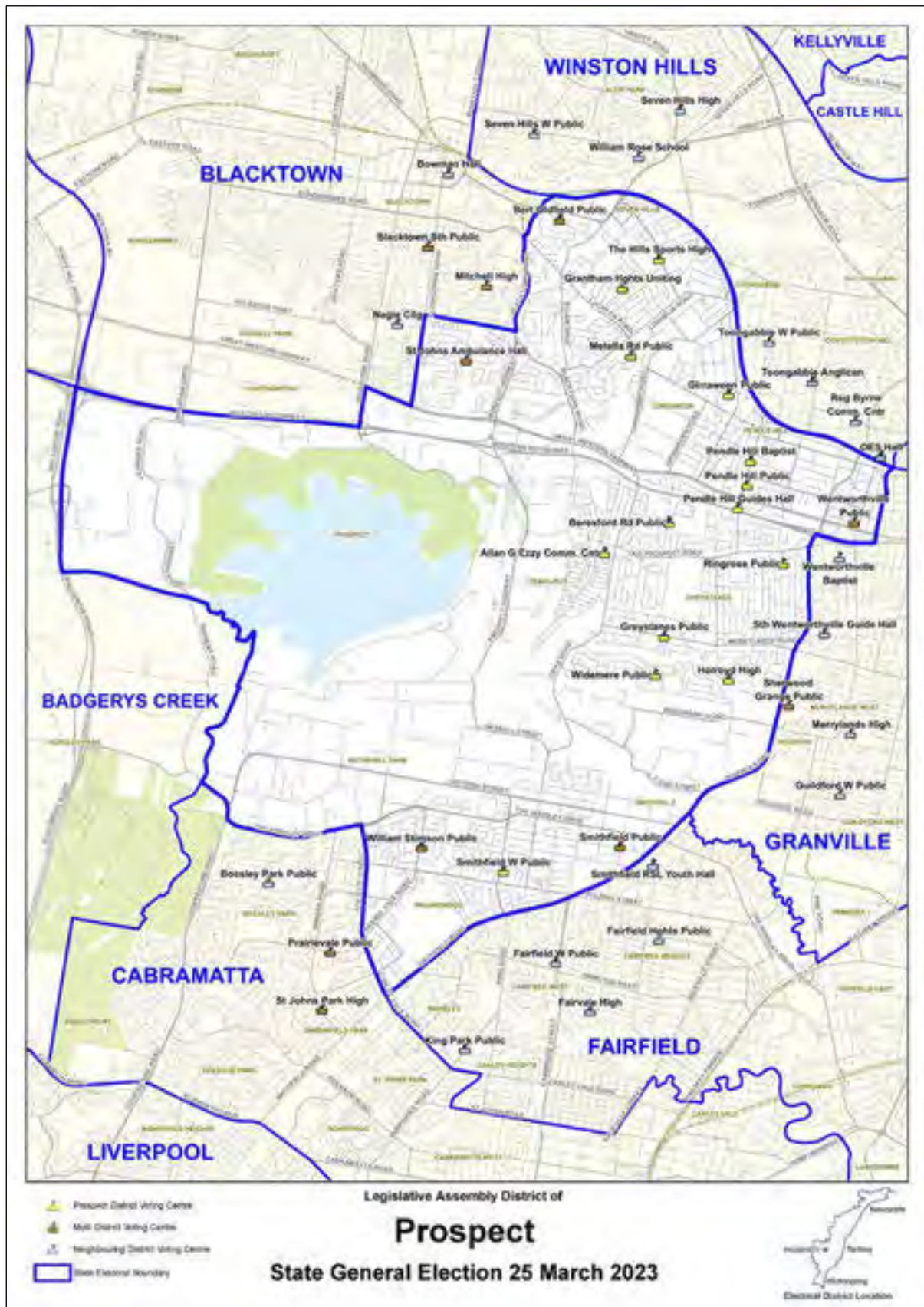
Number of election day voting centres: 26

Number of declared facilities: 1

Election manager's office

13 Carmichael Street, Raymond Terrace NSW 2324

Prospect



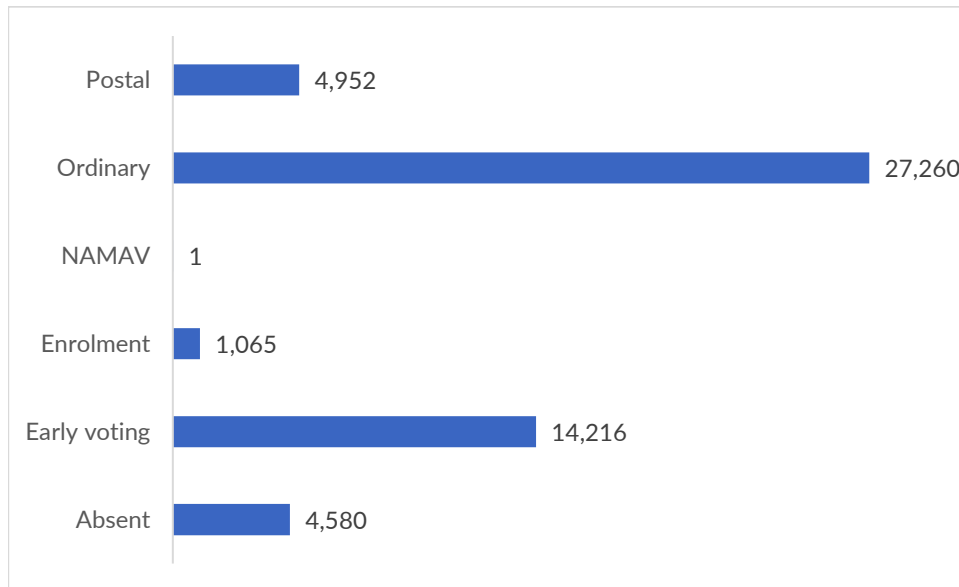
District summary

Elected candidate: McDERMOTT Hugh, Australian Labor Party (NSW Branch)

Enrolment: 58,840 **Participation:** 90.76%

Total votes: 52,074 **Formal:** 49,699 **Informal:** 2,375 **Formality:** 95.44%

Number of votes cast by vote type (Legislative Assembly total votes)



Apparent failure to vote notices issued: 4,795

Apparent failure to vote notices issued as a percentage of the district electoral roll: 8.15%

Nominated candidates and party affiliation

BIAG Calvin	The Liberal Party of Australia, New South Wales Division
SELVENTHIRAN Sujana	The Greens NSW
WALSH Emily	Animal Justice Party
McDERMOTT Hugh *	Australian Labor Party (NSW Branch)
SHAFER Peter	Sustainable Australia Party - Stop Overdevelopment / Corruption

Election operations

Number of staff: 252

Number of early voting centres: 5

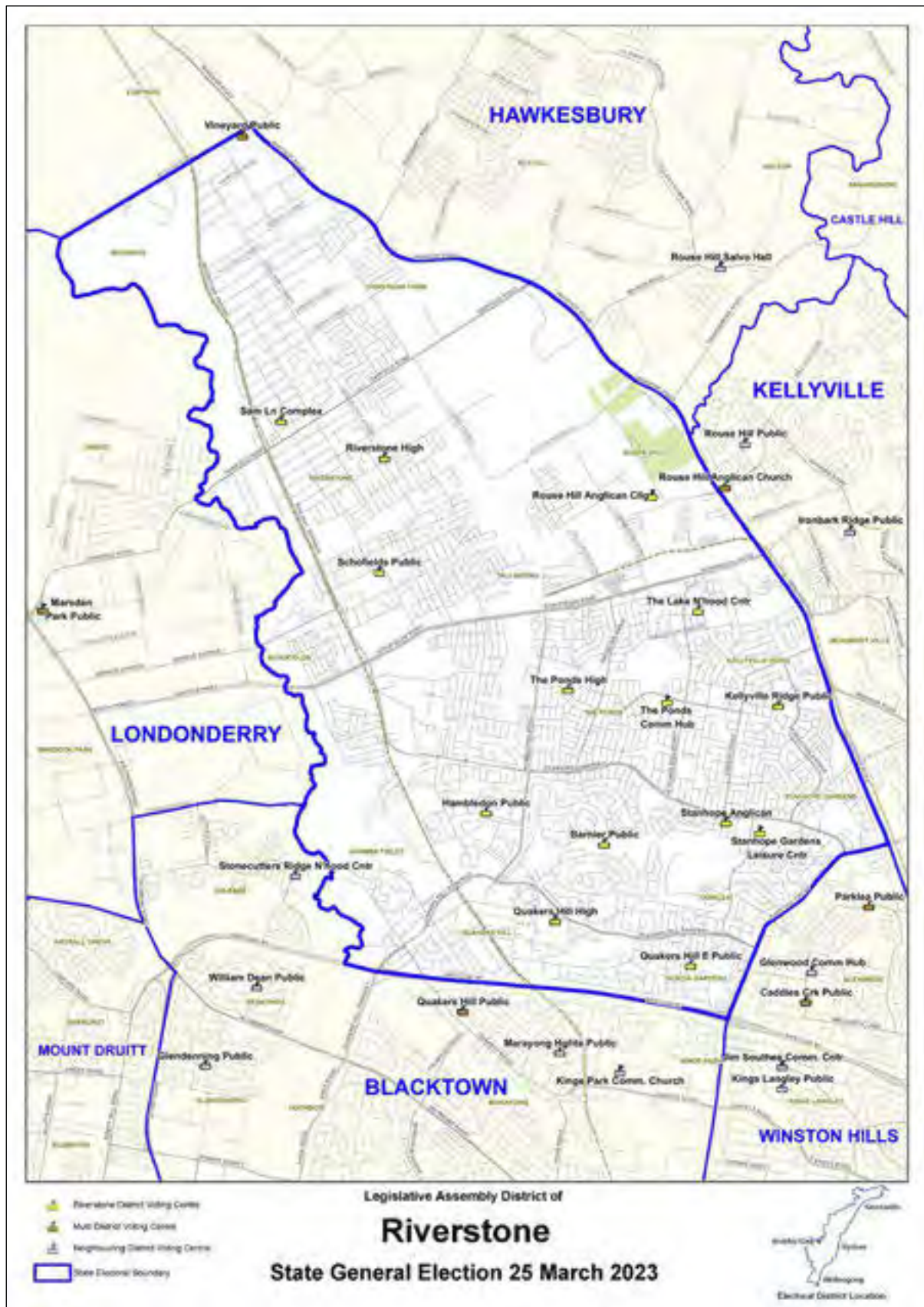
Number of election day voting centres: 24

Number of declared facilities: n/a

Election manager's office

29 Chifley Street, Smithfield NSW 2164

Riverstone



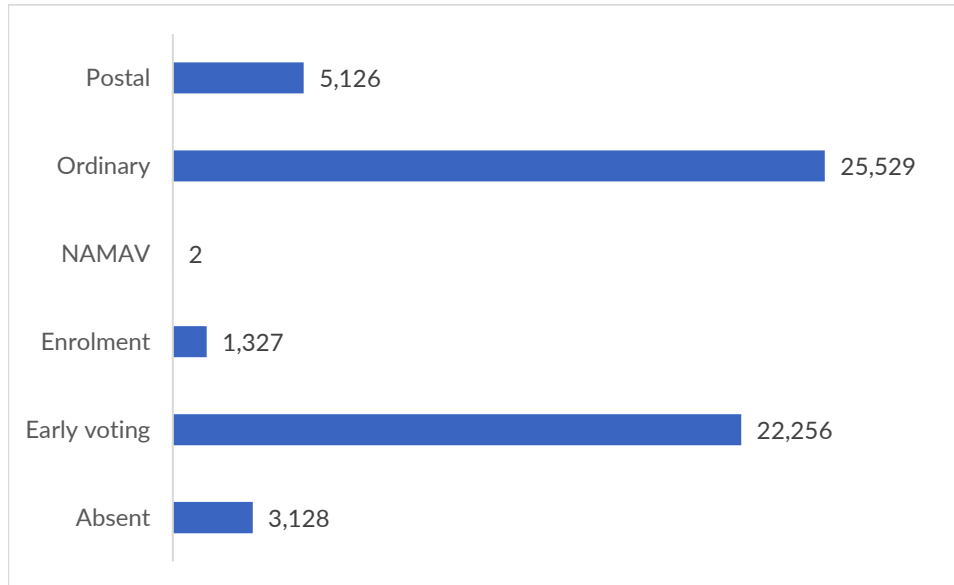
District summary

Elected candidate: KIRBY Warren, Australian Labor Party (NSW Branch)

Enrolment: 63,427 **Participation:** 92.50%

Total votes: 57,368 **Formal:** 55,575 **Informal:** 1,793 **Formality:** 96.87%

Number of votes cast by vote type (Legislative Assembly total votes)



Apparent failure to vote notices issued: 4,431

Apparent failure to vote notices issued as a percentage of the district electoral roll: 6.99%

Nominated candidates and party affiliation

VAIL Rob	The Greens NSW
BELCASTRO Anthony	Shooters, Fishers and Farmers Party (NSW) Incorporated
HORAN Tim	Sustainable Australia Party - Stop Overdevelopment / Corruption
KUMAR Mohit	The Liberal Party of Australia, New South Wales Division
PONNAMBALAM Tabitha	
KIRBY Warren *	Australian Labor Party (NSW Branch)

Election operations

Number of staff: 205

Number of early voting centres: 5

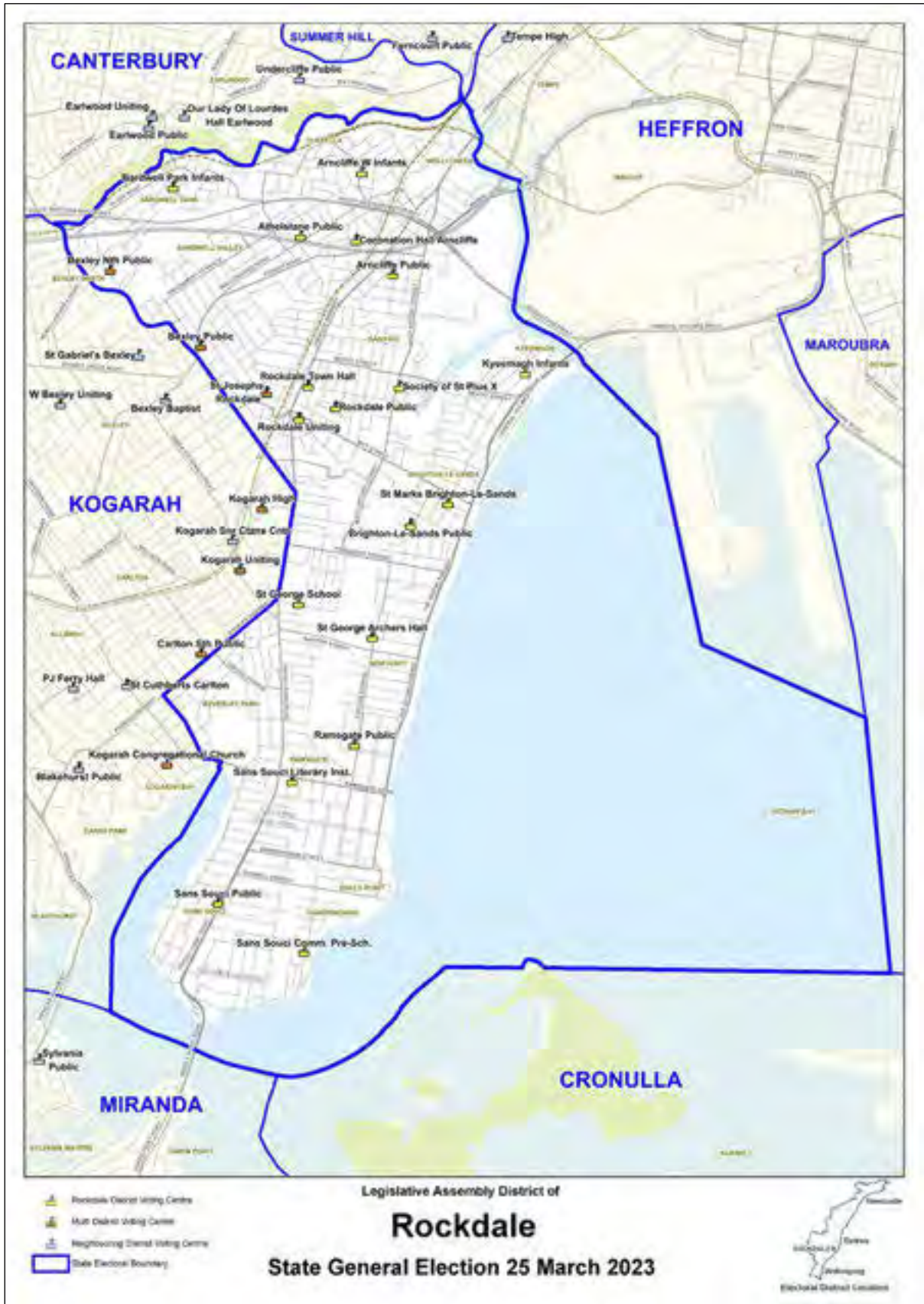
Number of election day voting centres: 20

Number of declared facilities: n/a

Election manager's office

37 Wellington Street, Riverstone NSW 2765

Rockdale



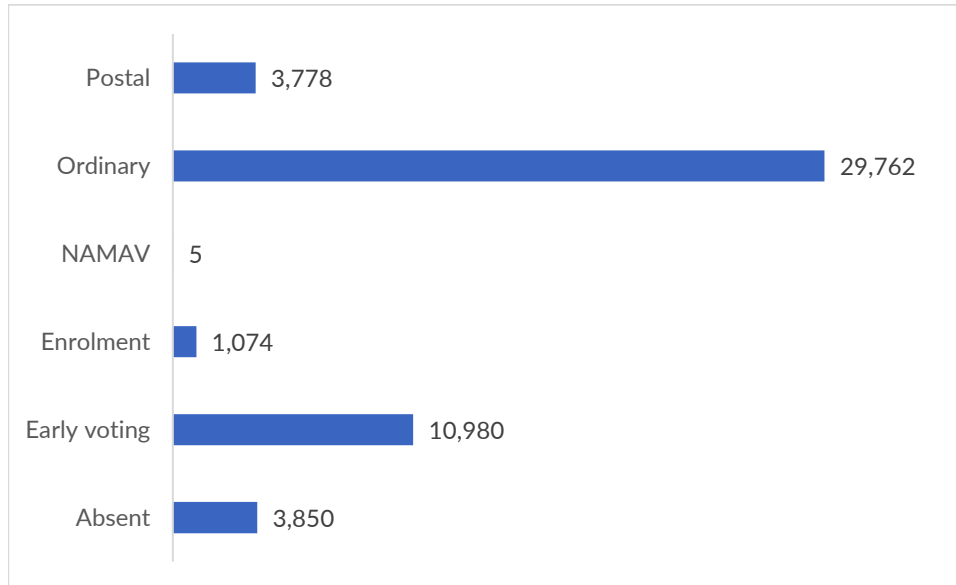
District summary

Elected candidate: KAMPER Steve, Australian Labor Party (NSW Branch)

Enrolment: 56,797 **Participation:** 89.03%

Total votes: 49,449 **Formal:** 47,071 **Informal:** 2,378 **Formality:** 95.19%

Number of votes cast by vote type (Legislative Assembly total votes)



Apparent failure to vote notices issued: 4,993

Apparent failure to vote notices issued as a percentage of the district electoral roll: 8.79%

Nominated candidates and party affiliation

RANA Muhammad	The Liberal Party of Australia, New South Wales Division
MORRIS James	Sustainable Australia Party - Stop Overdevelopment / Corruption
KAMPER Steve *	Australian Labor Party (NSW Branch)
STRONG Peter	The Greens NSW

Election operations

Number of staff: 262

Number of early voting centres: 3

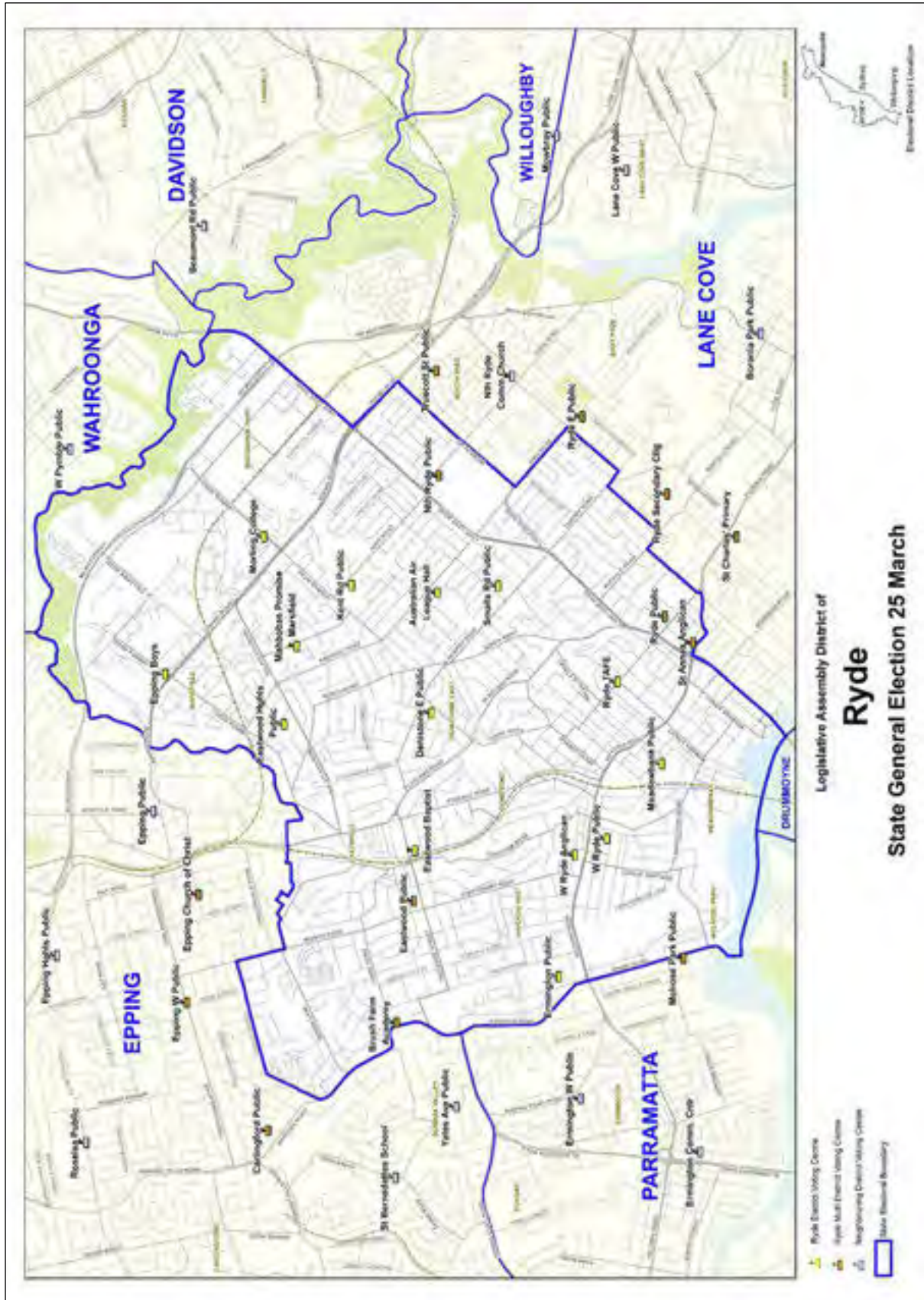
Number of election day voting centres: 25

Number of declared facilities: n/a

Election manager's office

192 Princes Highway, Arncliffe NSW 2205

Ryde



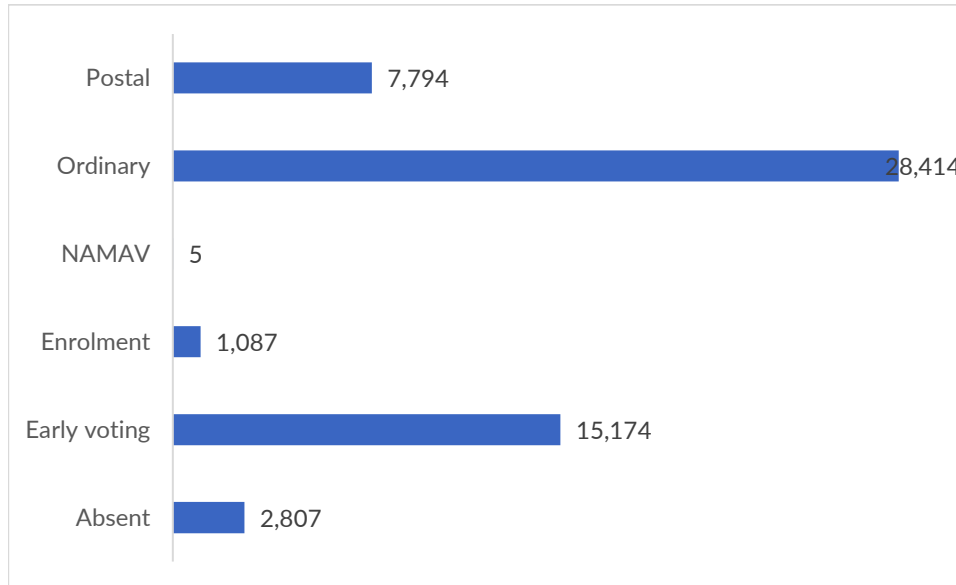
District summary

Elected candidate: LANE Jordan, The Liberal Party of Australia, New South Wales Division

Enrolment: 61,829 **Participation:** 91.87%

Total votes: 55,281 **Formal:** 53,840 **Informal:** 1,441 **Formality:** 97.39%

Number of votes cast by vote type (Legislative Assembly total votes)



Apparent failure to vote notices issued: 3,766

Apparent failure to vote notices issued as a percentage of the district electoral roll: 6.09%

Nominated candidates and party affiliation

LANE Jordan *	The Liberal Party of Australia, New South Wales Division
DEVINE Barry	Informed Medical Options Party (IMOP)
JELFS Bradley	Sustainable Australia Party - Stop Overdevelopment / Corruption
HOWISON Lyndal	Australian Labor Party (NSW Branch)
EDINGTON Sophie	The Greens NSW

Election operations

Number of staff: 244

Number of early voting centres: 5

Number of election day voting centres: 27

Number of declared facilities: n/a

Election manager's office

Suite 3/2-4 Giffnock Avenue, Macquarie Park NSW 2113

Shellharbour



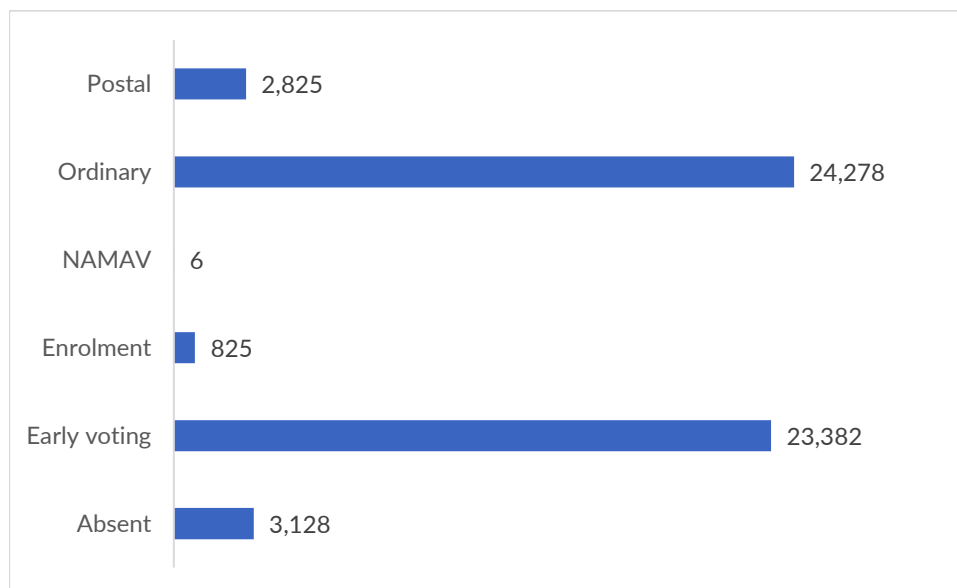
District summary

Elected candidate: WATSON Anna, Australian Labor Party (NSW Branch)

Enrolment: 60,799 **Participation:** 90.92%

Total votes: 54,444 **Formal:** 52,395 **Informal:** 2,049 **Formality:** 96.24%

Number of votes cast by vote type (Legislative Assembly total votes)



Apparent failure to vote notices issued: 4,566

Apparent failure to vote notices issued as a percentage of the district electoral roll: 7.51%

Nominated candidates and party affiliation

DAVIS Kenneth	Sustainable Australia Party - Stop Overdevelopment / Corruption
HOMER Chris	
WATSON Anna *	Australian Labor Party (NSW Branch)
GRANATA Rita	Liberal Democratic Party
WILLMOTT Mia	Legalise Cannabis NSW Party
DIXON Jamie	The Greens NSW
BARNES Mikayla	The Liberal Party of Australia, New South Wales Division

Election operations

Number of staff: 184

Number of early voting centres: 5

Number of election day voting centres: 21

Number of declared facilities: n/a

Election manager's office

Shop 1, 6 Benson Avenue, Shellharbour City NSW 2529

South Coast

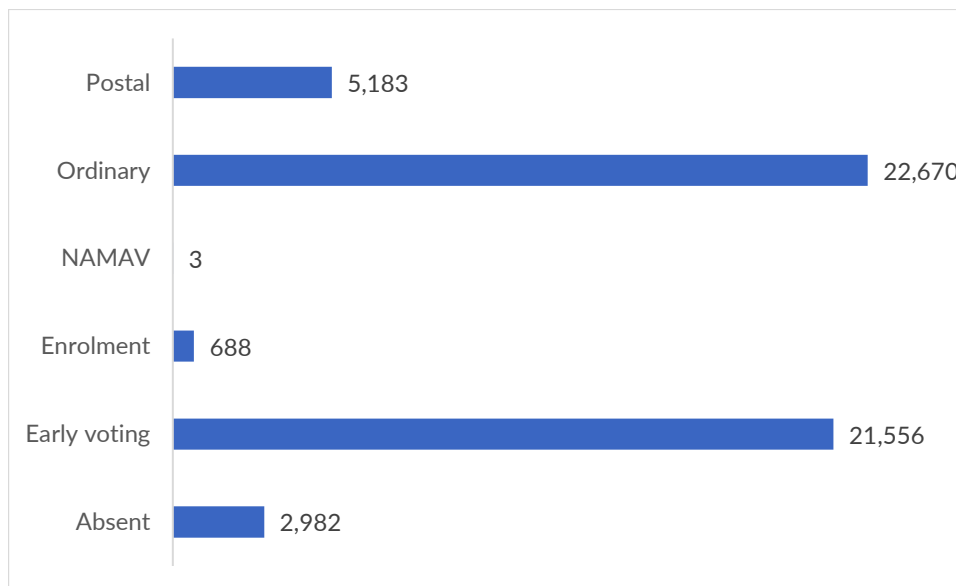


District summary

Elected candidate: BUTLER Liza, Australian Labor Party (NSW Branch)

Enrolment: 60,624 **Participation:** 89.32%

Total votes: 53,082 **Formal:** 51,285 **Informal:** 1,797 **Formality:** 96.61%

Number of votes cast by vote type (Legislative Assembly total votes)

Apparent failure to vote notices issued: 5,114

Apparent failure to vote notices issued as a percentage of the district electoral roll: 8.44%

Nominated candidates and party affiliation

KORTEN Robert	Shooters, Fishers and Farmers Party (NSW) Incorporated
SIKORA Luke	The Liberal Party of Australia, New South Wales Division
BUTLER Liza *	Australian Labor Party (NSW Branch)
DIGIGLIO Nina	
BUFFIER Deanna	Sustainable Australia Party - Stop Overdevelopment / Corruption
FINDLEY Amanda	The Greens NSW

Election operations
Number of staff: 206

Number of early voting centres: 4

Number of election day voting centres: 26

Number of declared facilities: n/a

Election manager's office

Iconic Building, Lower Ground Floor, 26 Berry Street, Nowra NSW 2541

Strathfield



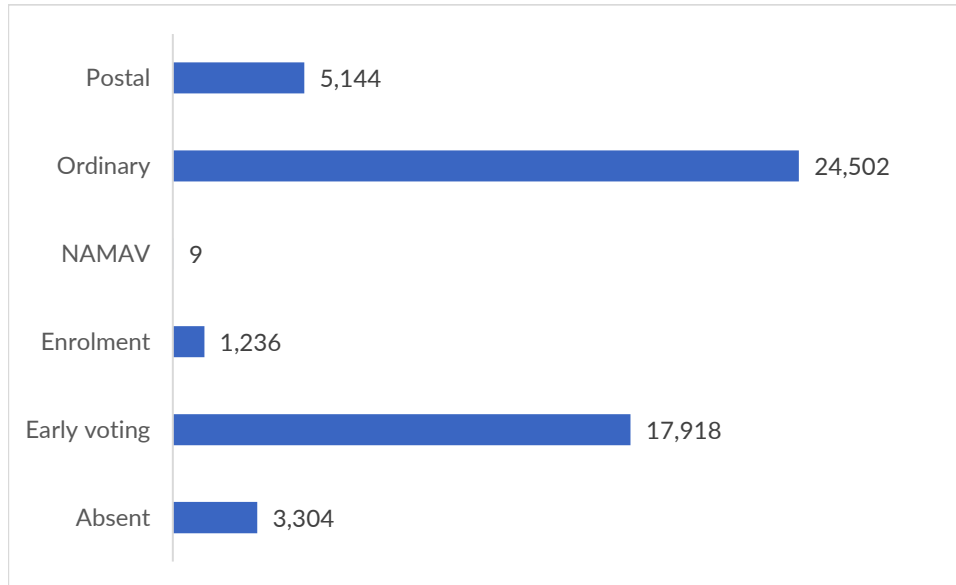
District summary

Elected candidate: LI Jason Yat-Sen, Australian Labor Party (NSW Branch)

Enrolment: 58,791 **Participation:** 90.82%

Total votes: 52,113 **Formal:** 50,618 **Informal:** 1,495 **Formality:** 97.13%

Number of votes cast by vote type (Legislative Assembly total votes)



Apparent failure to vote notices issued: 4,330

Apparent failure to vote notices issued as a percentage of the district electoral roll: 7.37%

Nominated candidates and party affiliation

BALADI John-Paul	The Liberal Party of Australia, New South Wales Division
LI Jason Yat-Sen *	Australian Labor Party (NSW Branch)
BUCKLEY Courtney	The Greens NSW
SAIDI Maurie	Animal Justice Party
CROCKER Wally	Sustainable Australia Party - Stop Overdevelopment / Corruption

Election operations

Number of staff: 248

Number of early voting centres: 6

Number of election day voting centres: 27

Number of declared facilities: 1

Election manager's office

2.03/1-17 Elsie Street, Burwood NSW 2134

Summer Hill



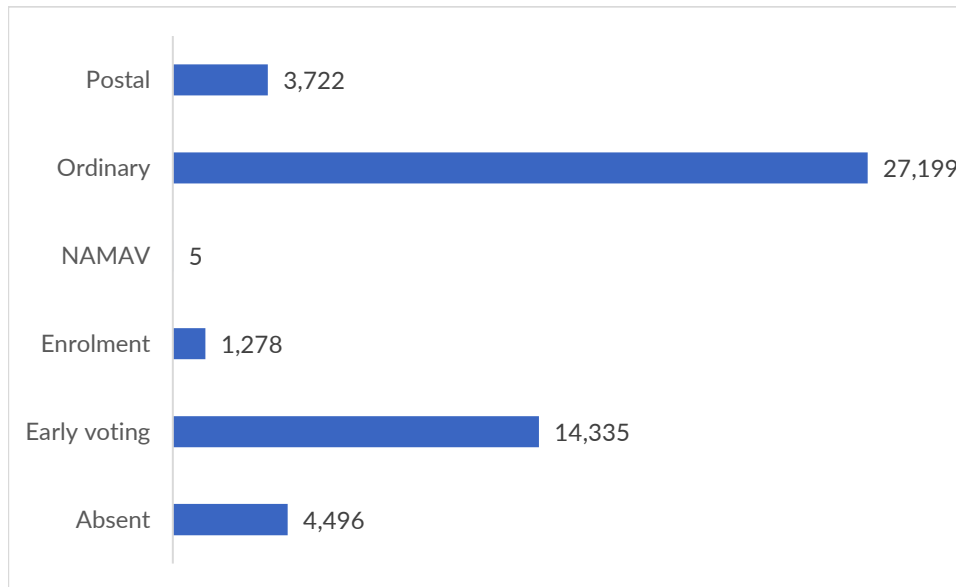
District summary

Elected candidate: HAYLEN Jo, Australian Labor Party (NSW Branch)

Enrolment: 57,642 **Participation:** 90.39%

Total votes: 51,035 **Formal:** 49,758 **Informal:** 1,277 **Formality:** 97.50%

Number of votes cast by vote type (Legislative Assembly total votes)



Apparent failure to vote notices issued: 4,586

Apparent failure to vote notices issued as a percentage of the district electoral roll: 7.96%

Nominated candidates and party affiliation

HAYLEN Jo *	Australian Labor Party (NSW Branch)
SWAN Michael	Sustainable Australia Party - Stop Overdevelopment / Corruption
CHENG Bowen	The Liberal Party of Australia, New South Wales Division
HADDAD Sandra	Animal Justice Party
ANTONIOU Izabella	The Greens NSW

Election operations

Number of staff: 222

Number of early voting centres: 3

Number of election day voting centres: 24

Number of declared facilities: n/a

Election manager's office

303 Marrickville Road, Marrickville NSW 2204

Swansea



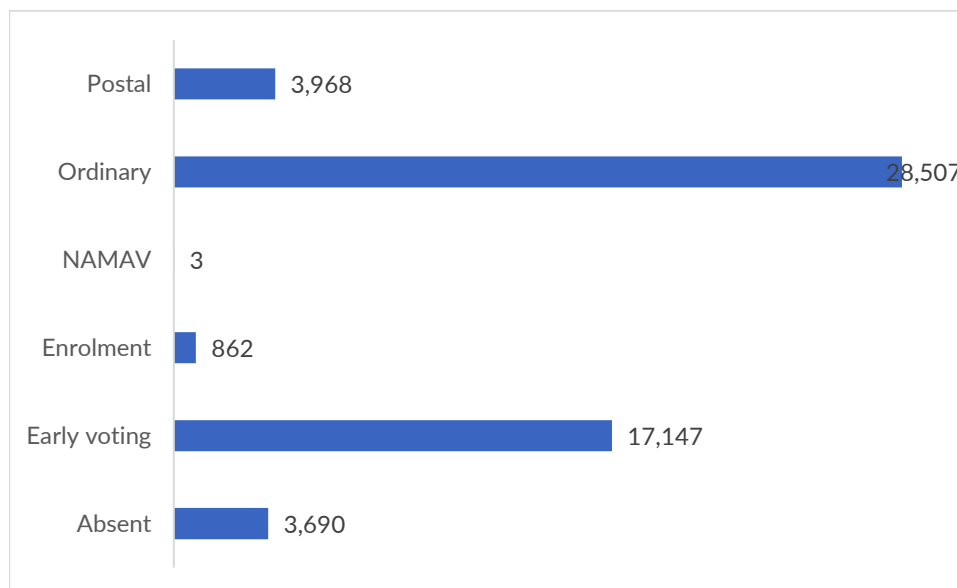
District summary

Elected candidate: CATLEY Yasmin, Australian Labor Party (NSW Branch)

Enrolment: 60,916 **Participation:** 90.69%

Total votes: 54,177 **Formal:** 52,167 **Informal:** 2,010 **Formality:** 96.29%

Number of votes cast by vote type (Legislative Assembly total votes)



Apparent failure to vote notices issued: 4,814

Apparent failure to vote notices issued as a percentage of the district electoral roll: 7.90%

Nominated candidates and party affiliation

ELLIS Alan	Sustainable Australia Party - Stop Overdevelopment / Corruption
FOORD Heather	The Greens NSW
ANDERSON Megan	The Liberal Party of Australia, New South Wales Division
CATLEY Yasmin *	Australian Labor Party (NSW Branch)
JACKSON Paul	Liberal Democratic Party

Election operations

Number of staff: 216

Number of early voting centres: 6

Number of election day voting centres: 25

Number of declared facilities: n/a

Election manager's office

Unit 1/1 Kayuga Close, Caves Beach NSW 2281

Sydney



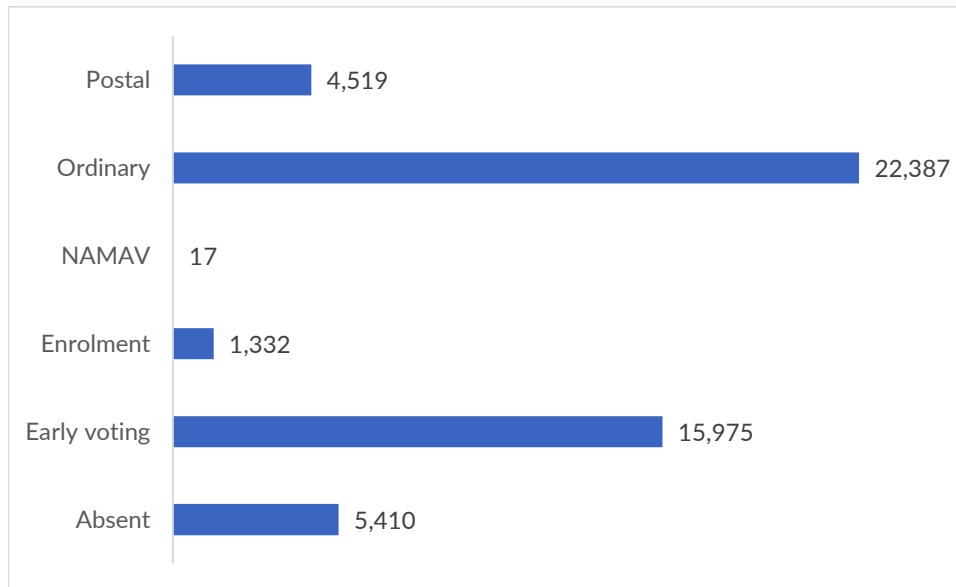
District summary

Elected candidate: GREENWICH Alex,

Enrolment: 62,489 **Participation:** 81.65%

Total votes: 49,640 **Formal:** 48,740 **Informal:** 900 **Formality:** 98.19%

Number of votes cast by vote type (Legislative Assembly total votes)



Apparent failure to vote notices issued: 9,596

Apparent failure to vote notices issued as a percentage of the district electoral roll: 15.36%

Nominated candidates and party affiliation

TITO Skye	Australian Labor Party (NSW Branch)
GREENWICH Alex *	
WHITTON Mark	Sustainable Australia Party - Stop Overdevelopment / Corruption
WARD Nick	The Greens NSW
STANTON Phyllisse	The Liberal Party of Australia, New South Wales Division

Election operations

Number of staff: 293

Number of early voting centres: 12

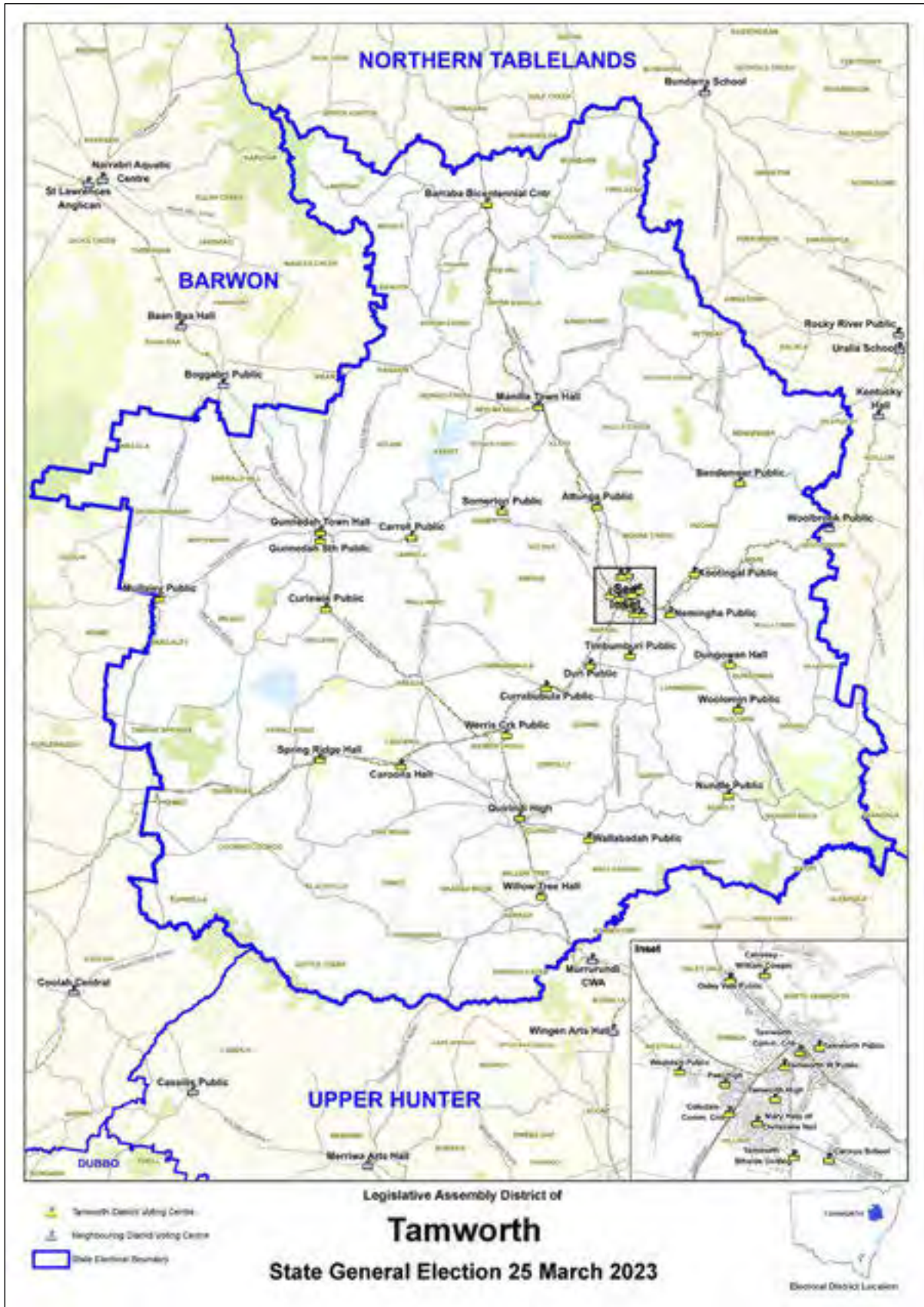
Number of election day voting centres: 22

Number of declared facilities: 1

Election manager's office

Suite 2, Level 1/7 Kelly Street, Ultimo NSW 2007

Tamworth



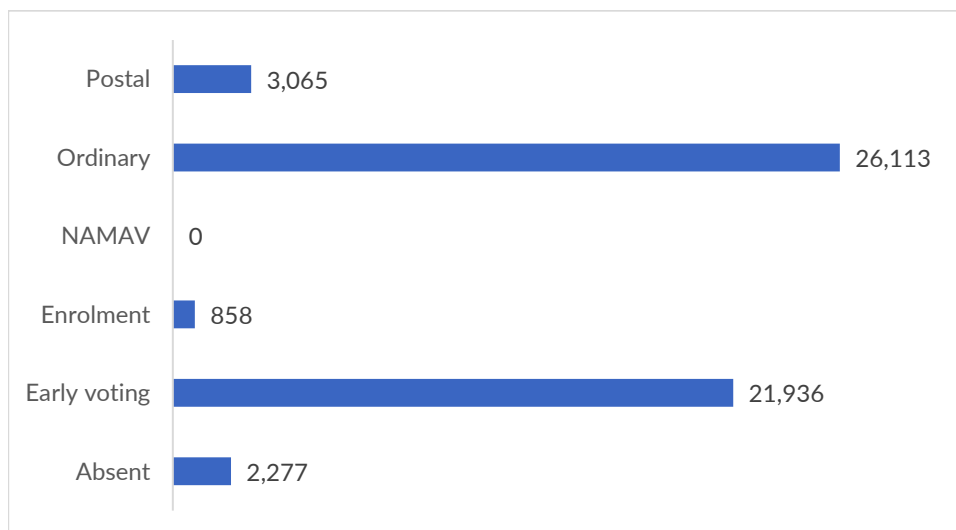
District summary

Elected candidate: ANDERSON Kevin, National Party of Australia - NSW

Enrolment: 60,747 **Participation:** 90.18%

Total votes: 54,249 **Formal:** 52,875 **Informal:** 1,374 **Formality:** 97.47%

Number of votes cast by vote type (Legislative Assembly total votes)



Apparent failure to vote notices issued: 5,315

Apparent failure to vote notices issued as a percentage of the district electoral roll: 8.75%

Nominated candidates and party affiliation

BROOKE Ryan	The Greens NSW
McCREDIE Rebecca	Informed Medical Options Party (IMOP)
RAYE Sue	Legalise Cannabis NSW Party
RODDA Mark	
ANDERSON Kevin *	National Party of Australia - NSW
DRAIN Colin	Sustainable Australia Party - Stop Overdevelopment / Corruption
McGRATH Kate	Australian Labor Party (NSW Branch)
SCANLAN Matthew	Shooters, Fishers and Farmers Party (NSW) Incorporated

Election operations

Number of staff: 219

Number of early voting centres: 5

Number of election day voting centres: 36

Number of declared facilities: n/a

Election manager's office

513-515 Peel Street, Tamworth NSW 2340

Terrigal



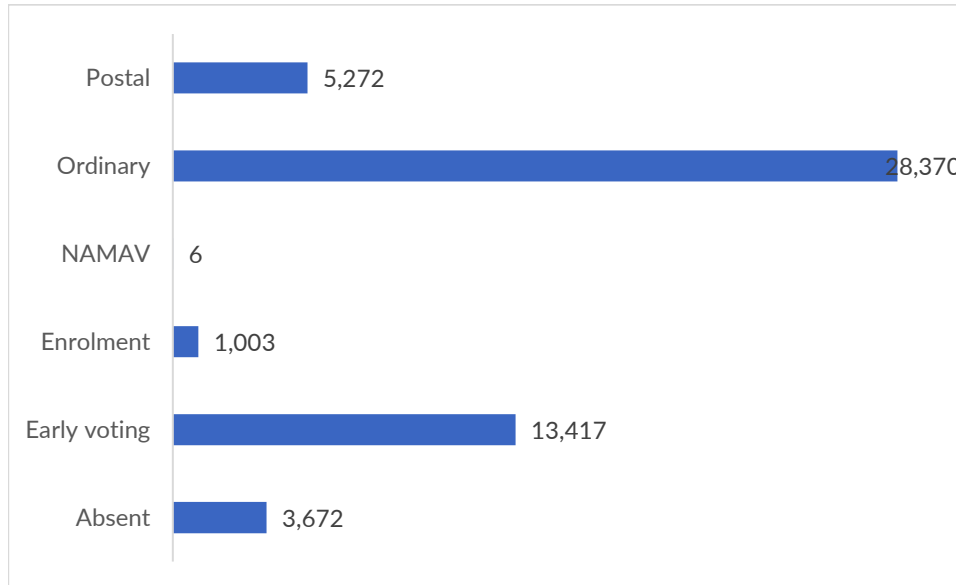
District summary

Elected candidate: CROUCH Adam, The Liberal Party of Australia, New South Wales Division

Enrolment: 58,056 **Participation:** 90.80%

Total votes: 51,740 **Formal:** 50,470 **Informal:** 1,270 **Formality:** 97.55%

Number of votes cast by vote type (Legislative Assembly total votes)



Apparent failure to vote notices issued: 4,396

Apparent failure to vote notices issued as a percentage of the district electoral roll: 7.57%

Nominated candidates and party affiliation

RIGG Wayne	Sustainable Australia Party - Stop Overdevelopment / Corruption
CROUCH Adam *	The Liberal Party of Australia, New South Wales Division
da SILVA Imogen	The Greens NSW
BOUGHTON Sam	Australian Labor Party (NSW Branch)

Election operations

Number of staff: 200

Number of early voting centres: 5

Number of election day voting centres: 24

Number of declared facilities: n/a

Election manager's office

Shop 8/210 Central Coast Highway, Erina NSW 2250

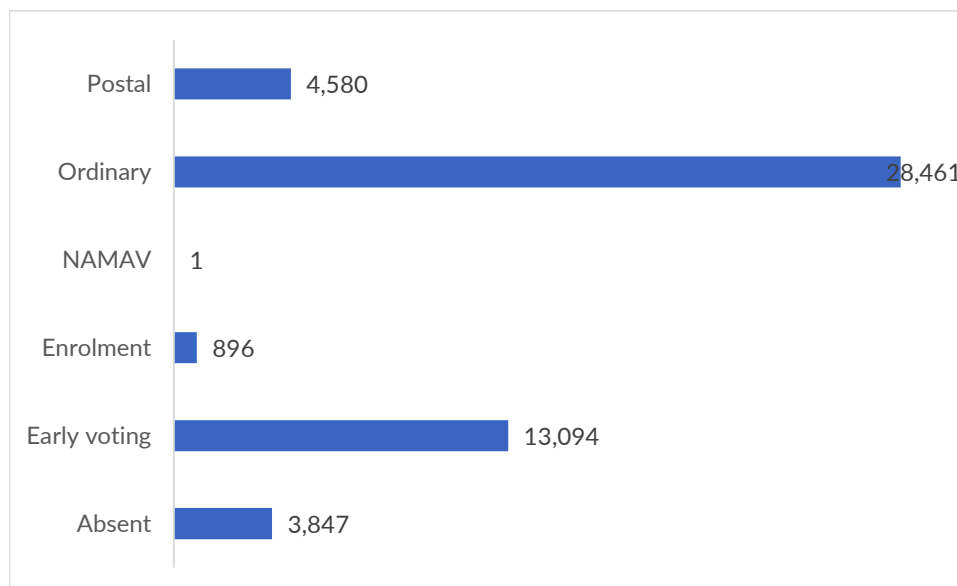
District summary

Elected candidate: MEHAN David, Australian Labor Party (NSW Branch)

Enrolment: 58,657 **Participation:** 88.97%

Total votes: 50,879 **Formal:** 49,191 **Informal:** 1,688 **Formality:** 96.68%

Number of votes cast by vote type (Legislative Assembly total votes)



Apparent failure to vote notices issued: 5,432

Apparent failure to vote notices issued as a percentage of the district electoral roll: 9.26%

Nominated candidates and party affiliation

LAMB Georgia	Sustainable Australia Party - Stop Overdevelopment / Corruption
MEHAN David *	Australian Labor Party (NSW Branch)
PELAREK Fardin	Animal Justice Party
BRACKEN Nathan	The Liberal Party of Australia, New South Wales Division
STEPHENSON Ralph	The Greens NSW
LOGAN Bentley	Liberal Democratic Party

Election operations

Number of staff: 219

Number of early voting centres: 4

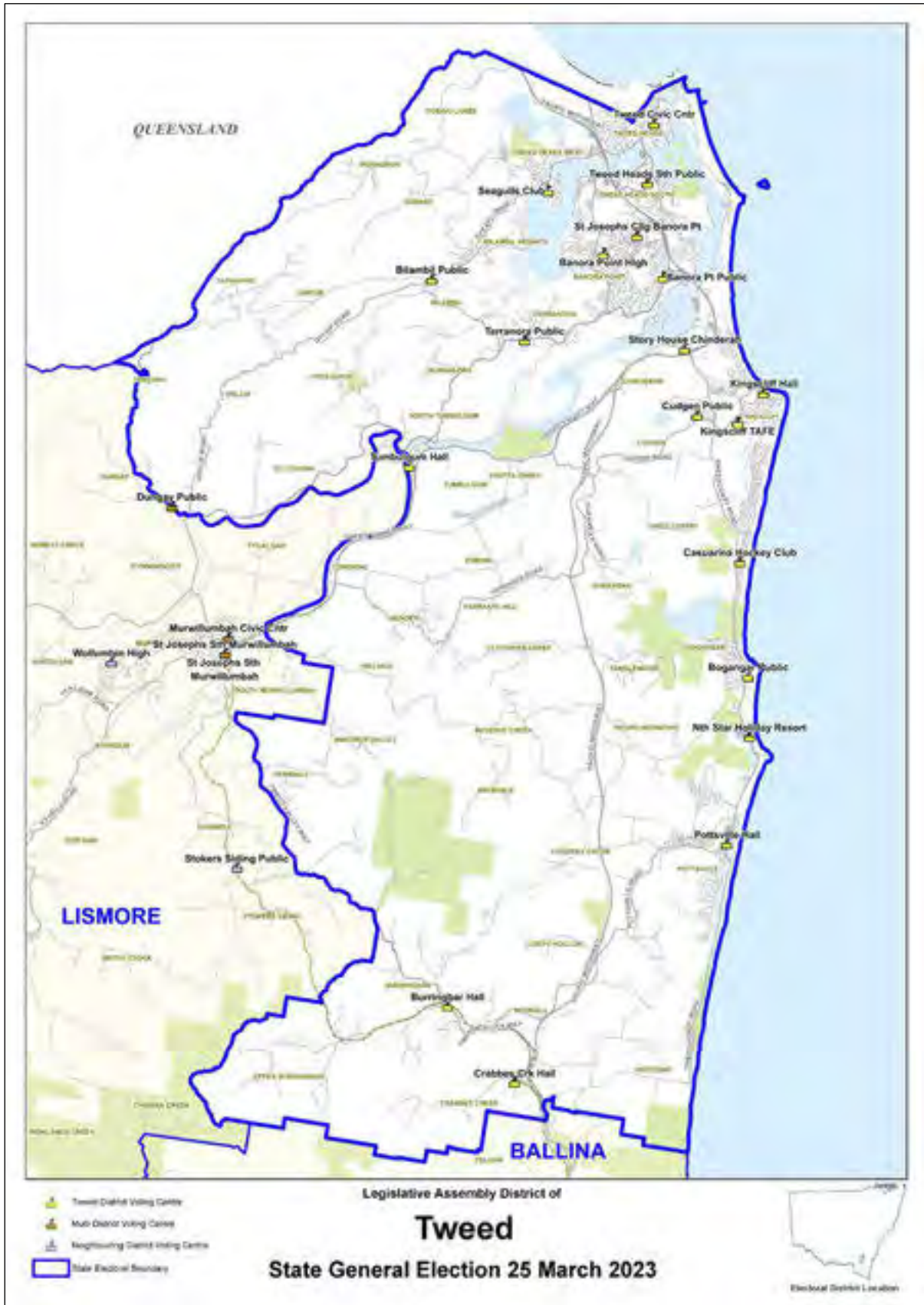
Number of election day voting centres: 25

Number of declared facilities: 1

Election manager's office

133 The Entrance Road, The Entrance NSW 2261

Tweed



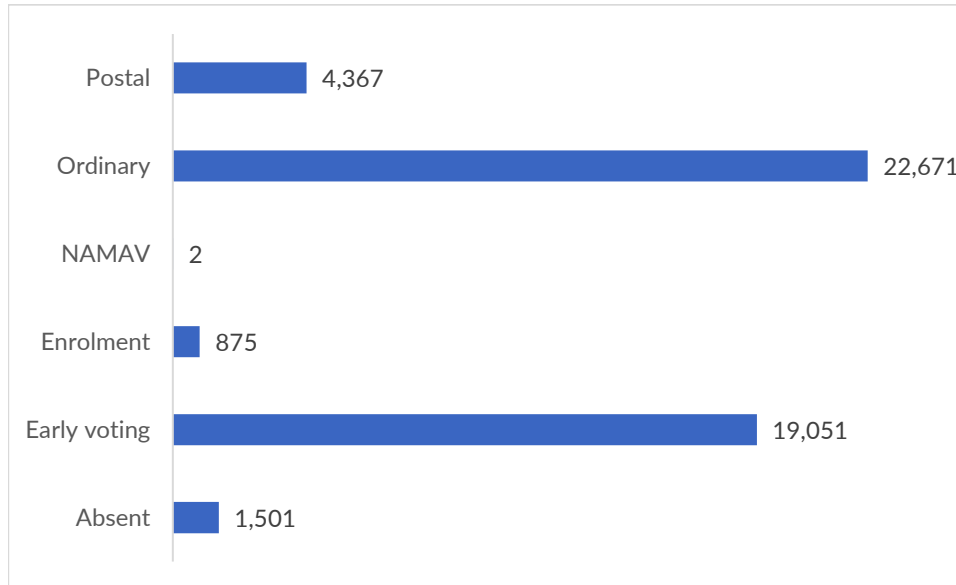
District summary

Elected candidate: PROVEST Geoff, National Party of Australia - NSW

Enrolment: 57,646 **Participation:** 85.47%

Total votes: 48,467 **Formal:** 46,690 **Informal:** 1,777 **Formality:** 96.33%

Number of votes cast by vote type (Legislative Assembly total votes)



Apparent failure to vote notices issued: 6,978

Apparent failure to vote notices issued as a percentage of the district electoral roll: 12.10%

Nominated candidates and party affiliation

McDONALD Ronald	Sustainable Australia Party - Stop Overdevelopment / Corruption
SELAN Marc	Legalise Cannabis NSW Party
PROVEST Geoff *	National Party of Australia - NSW
ELLIOT Craig	Australian Labor Party (NSW Branch)
DENHAM Ciara	The Greens NSW
HEARDER Susie	Animal Justice Party

Election operations

Number of staff: 172

Number of early voting centres: 5

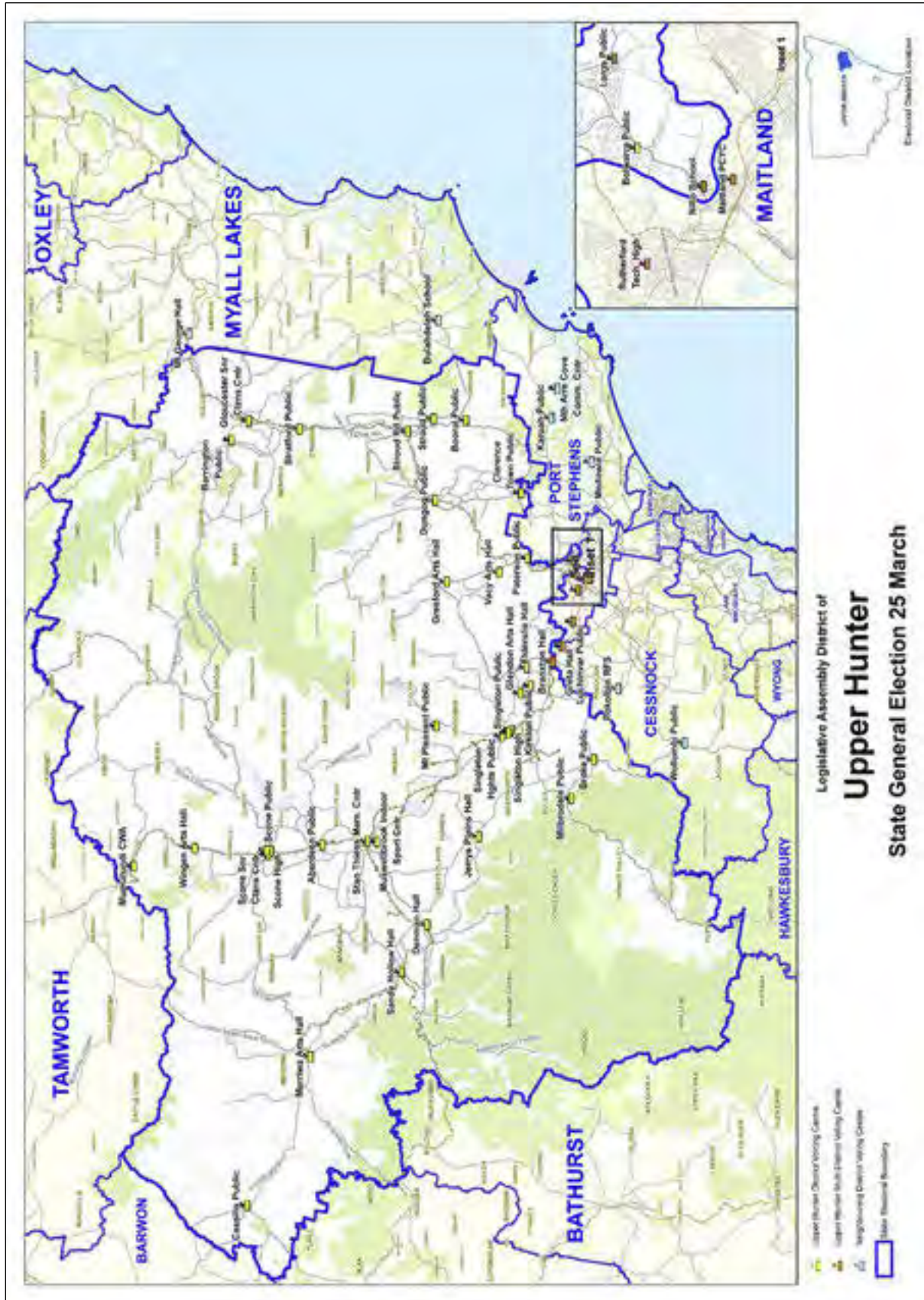
Number of election day voting centres: 22

Number of declared facilities: 1

Election manager's office

43 Minjungbal Drive, Tweed Heads South NSW 2486

Upper Hunter



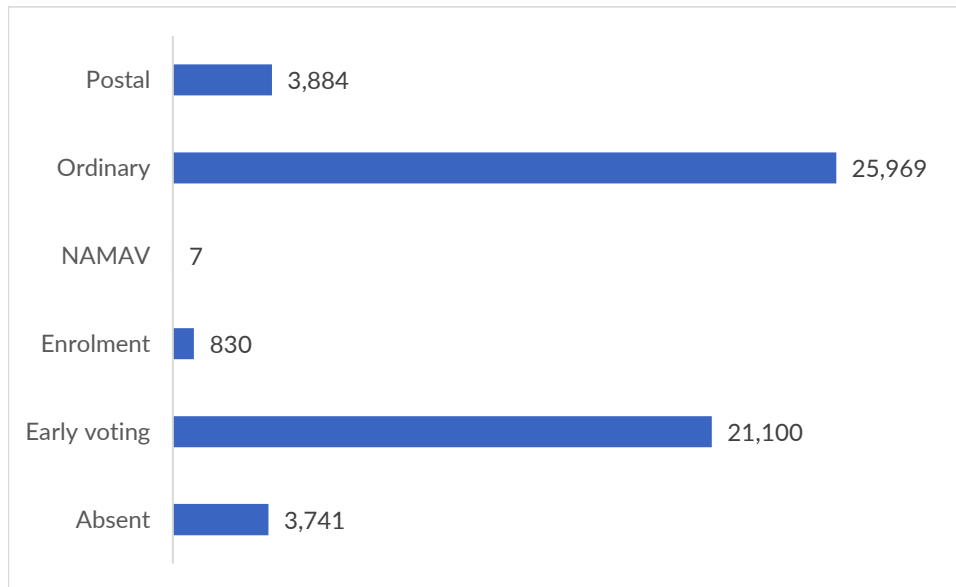
District summary

Elected candidate: LAYZELL Dave, National Party of Australia - NSW

Enrolment: 62,282 **Participation:** 90.52%

Total votes: 55,531 **Formal:** 53,660 **Informal:** 1,871 **Formality:** 96.63%

Number of votes cast by vote type (Legislative Assembly total votes)



Apparent failure to vote notices issued: 5,149

Apparent failure to vote notices issued as a percentage of the district electoral roll: 8.27%

Nominated candidates and party affiliation

LONERGAN Tony	The Greens NSW
WHITE James	Shooters, Fishers and Farmers Party (NSW) Incorporated
LAYZELL Dave *	National Party of Australia - NSW
McNAMARA Dale	
WATSON Peree	Australian Labor Party (NSW Branch)
LILLICRAP Tom	Legalise Cannabis NSW Party
BLAIR Calum	Sustainable Australia Party - Stop Overdevelopment / Corruption

Election operations

Number of staff: 225

Number of early voting centres: 8

Number of election day voting centres: 41

Number of declared facilities: n/a

Election manager's office

13 Campbell Street, Singleton NSW 2330

Vaucluse



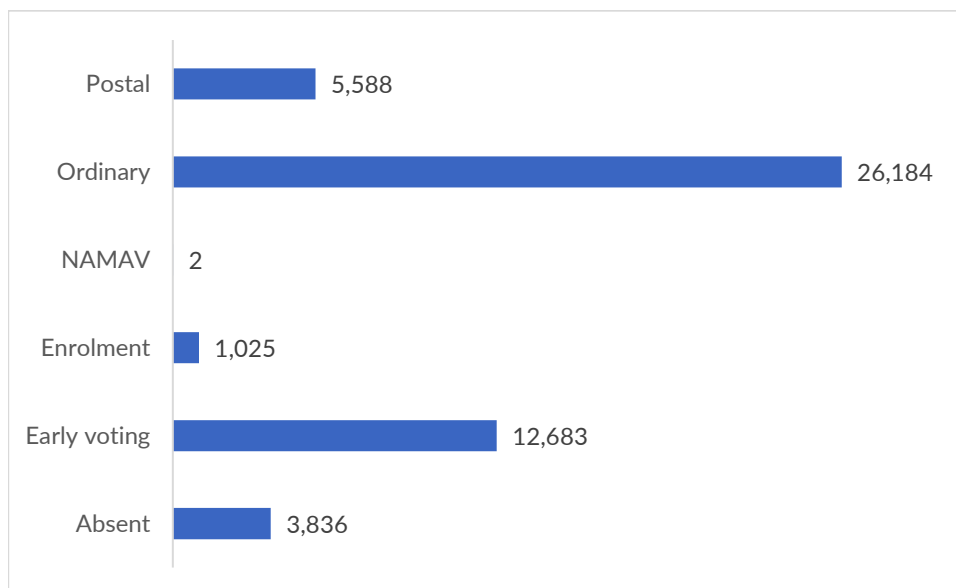
District summary

Elected candidate: SLOANE Kellie, The Liberal Party of Australia, New South Wales Division

Enrolment: 59,352 **Participation:** 84.94%

Total votes: 49,318 **Formal:** 48,263 **Informal:** 1,055 **Formality:** 97.86%

Number of votes cast by vote type (Legislative Assembly total votes)



Apparent failure to vote notices issued: 7,316

Apparent failure to vote notices issued as a percentage of the district electoral roll: 12.33%

Nominated candidates and party affiliation

DUNNE Kay	Sustainable Australia Party - Stop Overdevelopment / Corruption
CAMERON Edward	Animal Justice Party
KANAK Dominic WY	The Greens NSW
MERTEN Margaret	Australian Labor Party (NSW Branch)
FREYER Karen	
STEVENS Gail	Liberal Democratic Party
SLOANE Kellie *	The Liberal Party of Australia, New South Wales Division

Election operations

Number of staff: 219

Number of early voting centres: 4

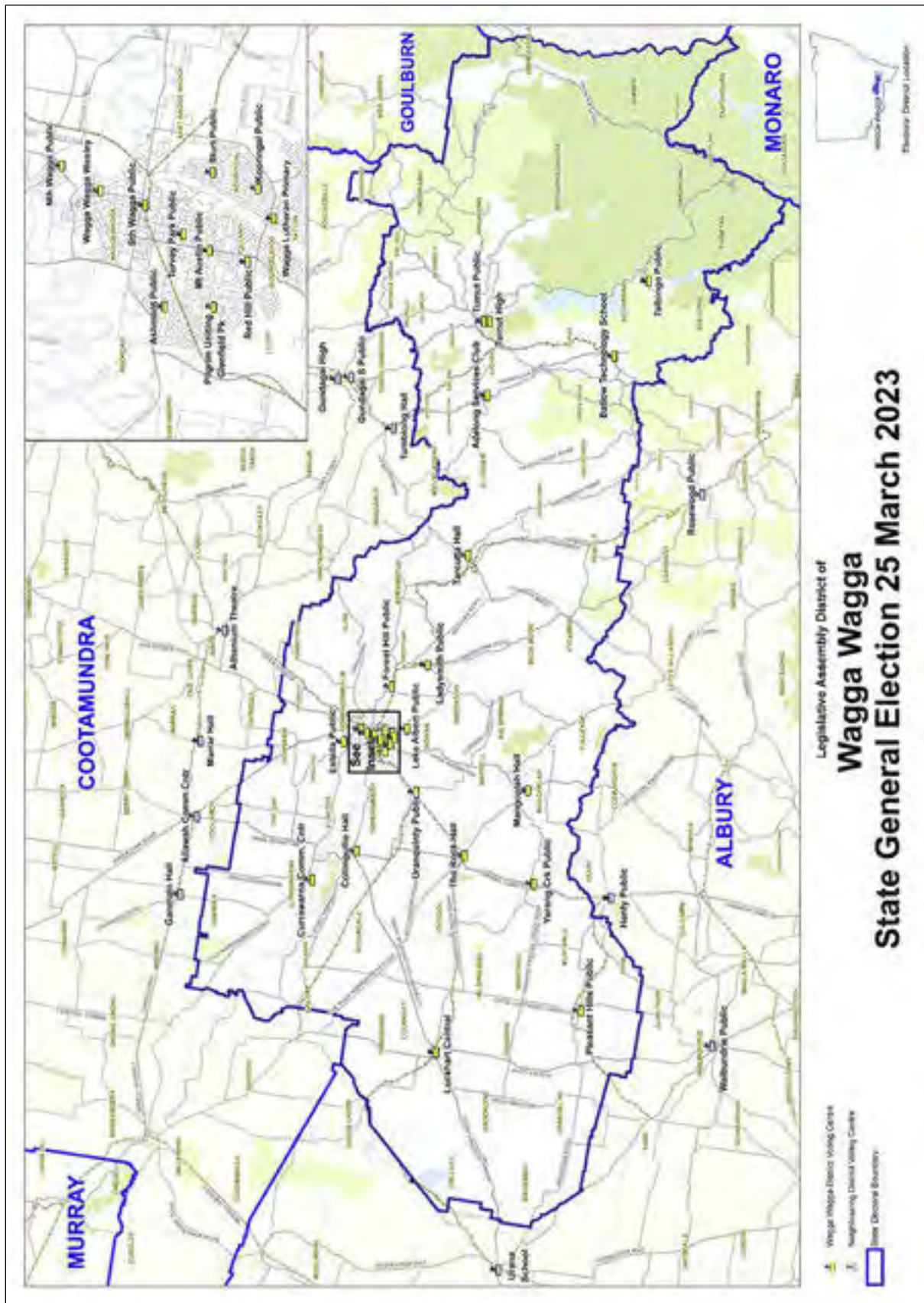
Number of election day voting centres: 26

Number of declared facilities: 1

Election manager's office

Suite 1A, 287-289 New South Head Road, Edgecliff NSW 2027

Wagga Wagga



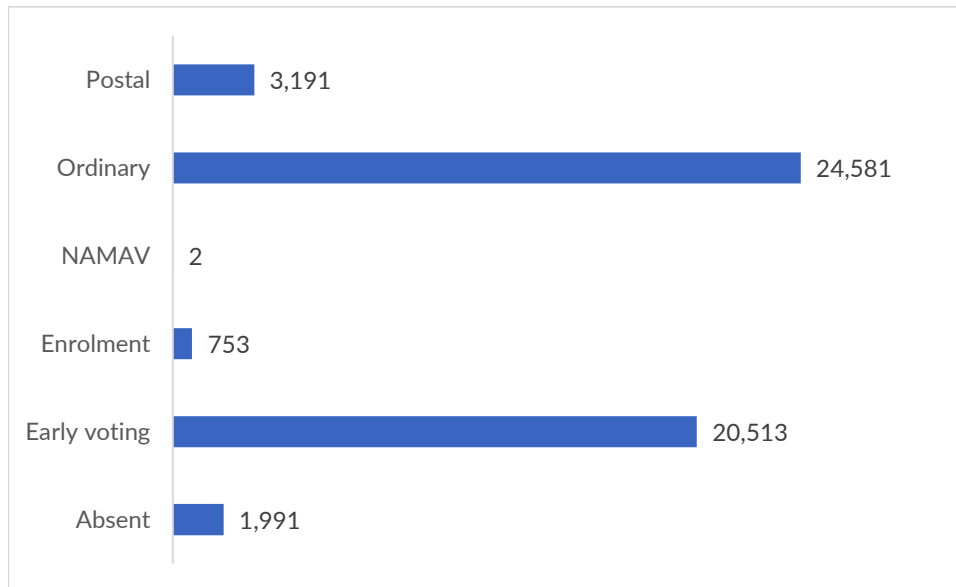
District summary

Elected candidate: McGIRR Joe,

Enrolment: 57,413 **Participation:** 90.03%

Total votes: 51,031 **Formal:** 49,310 **Informal:** 1,721 **Formality:** 96.63%

Number of votes cast by vote type (Legislative Assembly total votes)



Apparent failure to vote notices issued: 4,925

Apparent failure to vote notices issued as a percentage of the district electoral roll: 8.58%

Nominated candidates and party affiliation

GOODLASS Ray	The Greens NSW
GENTLES Raymond	Public Education Party
SMITH Christopher	Shooters, Fishers and Farmers Party (NSW) Incorporated
HAM Julia	The Liberal Party of Australia, New South Wales Division
FOLEY Keryn	Australian Labor Party (NSW Branch)
McGIRR Joe *	
BENJAMIN Andrianna	National Party of Australia - NSW

Election operations

Number of staff: 207

Number of early voting centres: 4

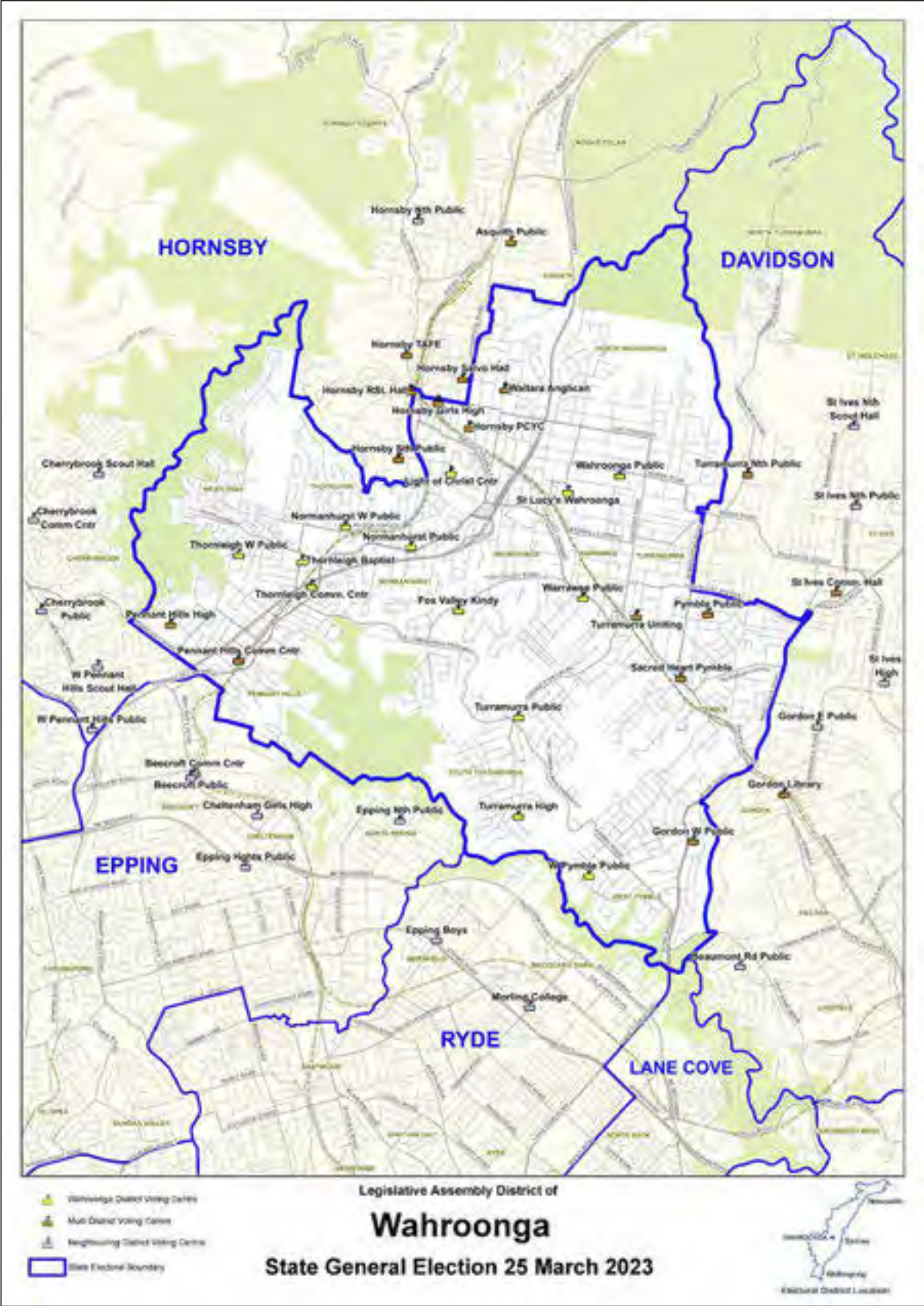
Number of election day voting centres: 29

Number of declared facilities: 1

Election manager's office

53 Berry Street, Wagga Wagga NSW 2650

Wahroonga



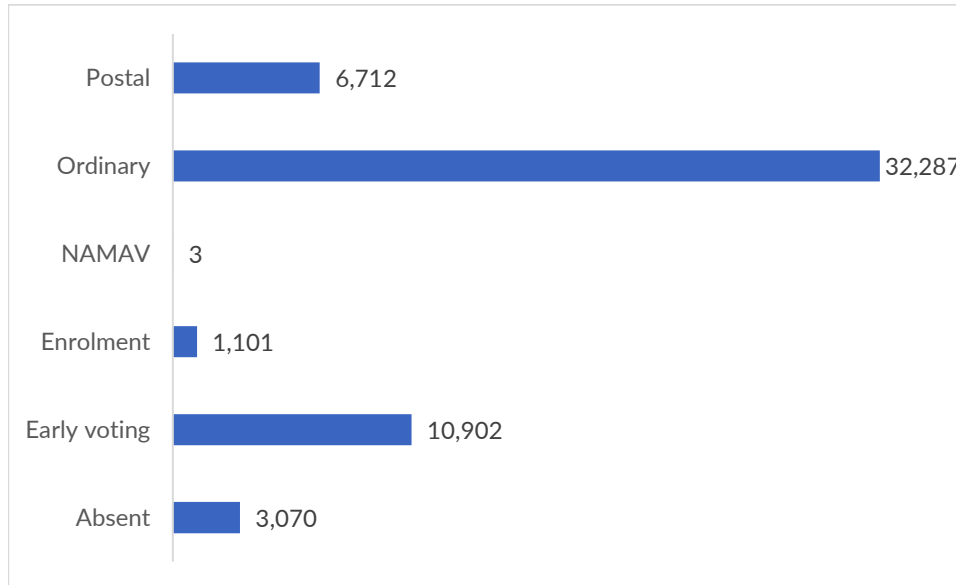
District summary

Elected candidate: HENSKENS Alister, The Liberal Party of Australia, New South Wales Division

Enrolment: 59,086 **Participation:** 93.53%

Total votes: 54,075 **Formal:** 52,959 **Informal:** 1,116 **Formality:** 97.94%

Number of votes cast by vote type (Legislative Assembly total votes)



Apparent failure to vote notices issued: 2,917

Apparent failure to vote notices issued as a percentage of the district electoral roll: 4.94%

Nominated candidates and party affiliation

ABEDINI Parsia	Australian Labor Party (NSW Branch)
HENSKENS Alister *	The Liberal Party of Australia, New South Wales Division
MOLLOY Stephen	Sustainable Australia Party - Stop Overdevelopment / Corruption
HAYWOOD Kristyn	
DASHWOOD Tim	The Greens NSW

Election operations

Number of staff: 254

Number of early voting centres: 5

Number of election day voting centres: 30

Number of declared facilities: 2

Election manager's office

Suites G.04 and G.02, Building 1, 20 Bridge Street, Pymble NSW 2073

Wakehurst



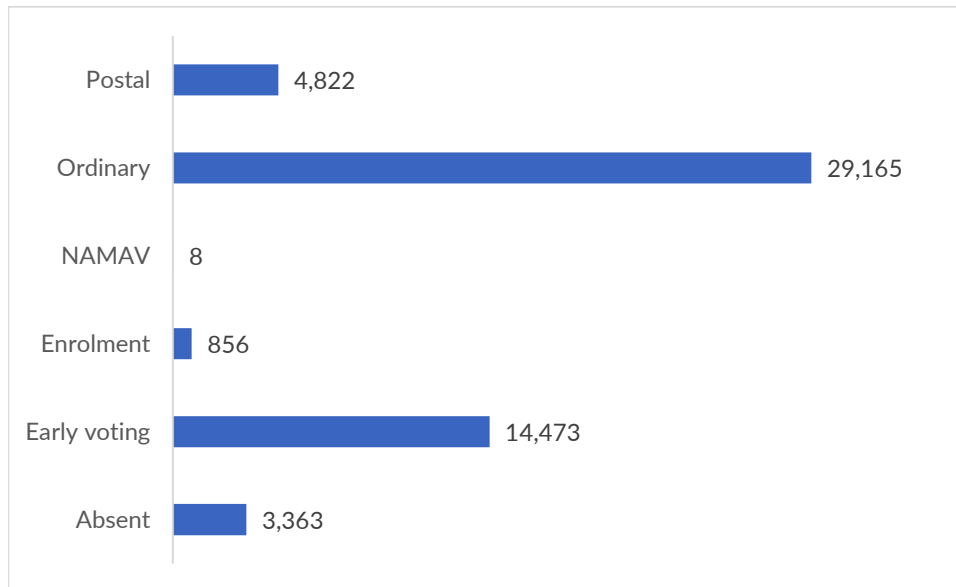
District summary

Elected candidate: REGAN Michael,

Enrolment: 58,085 **Participation:** 92.44%

Total votes: 52,687 **Formal:** 51,334 **Informal:** 1,353 **Formality:** 97.43%

Number of votes cast by vote type (Legislative Assembly total votes)



Apparent failure to vote notices issued: 3,422

Apparent failure to vote notices issued as a percentage of the district electoral roll: 5.89%

Nominated candidates and party affiliation

WRIGHT Sue	Australian Labor Party (NSW Branch)
MAWSON Greg	Sustainable Australia Party - Stop Overdevelopment / Corruption
SORENSEN Susan	Animal Justice Party
HRNJAK Ethan	The Greens NSW
WILLIAMS Toby	The Liberal Party of Australia, New South Wales Division
REGAN Michael *	

Election operations

Number of staff: 234

Number of early voting centres: 5

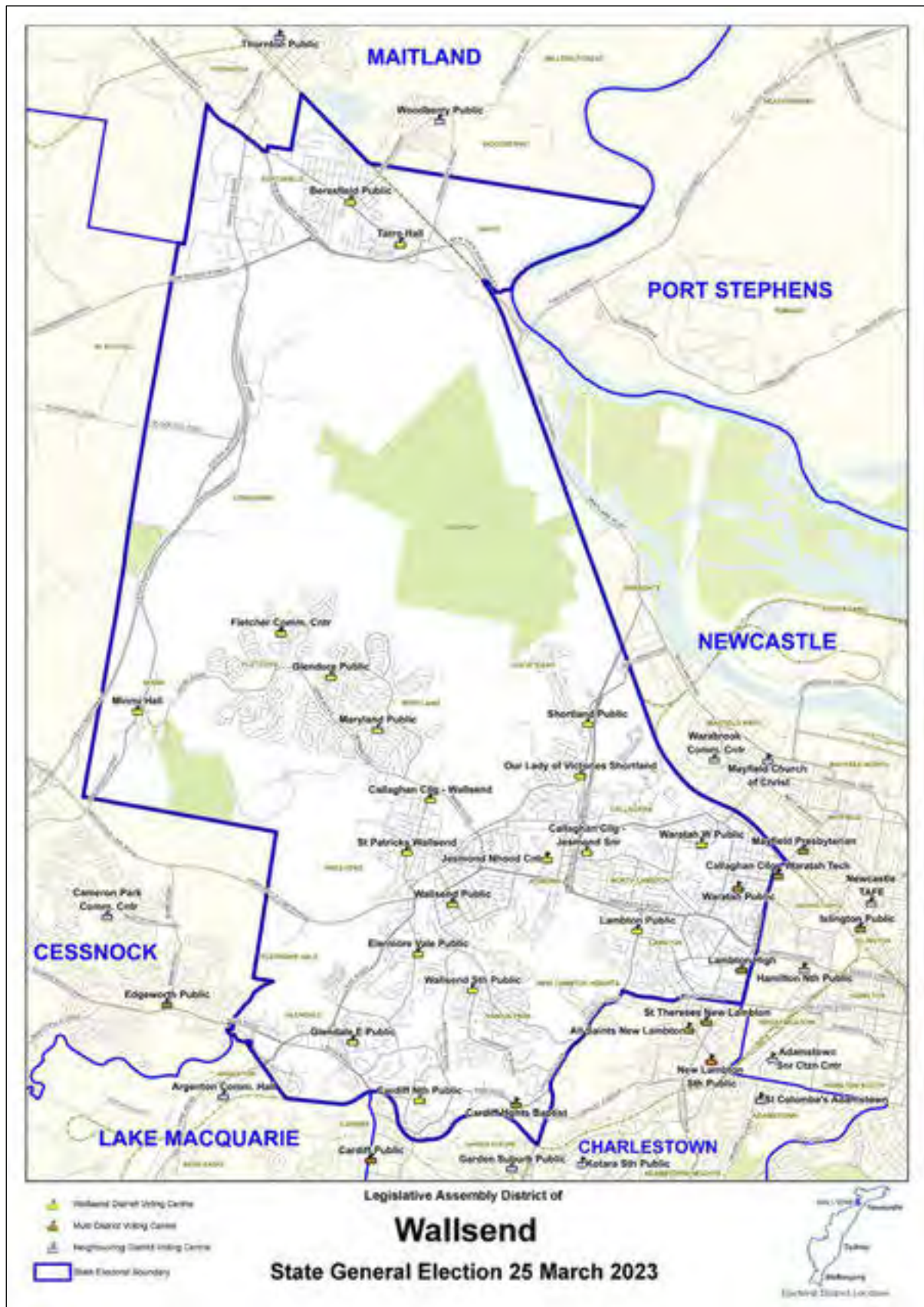
Number of election day voting centres: 26

Number of declared facilities: 3

Election manager's office

Suite 3/114 Old Pittwater Rd, Brookvale NSW 2100

Wallsend



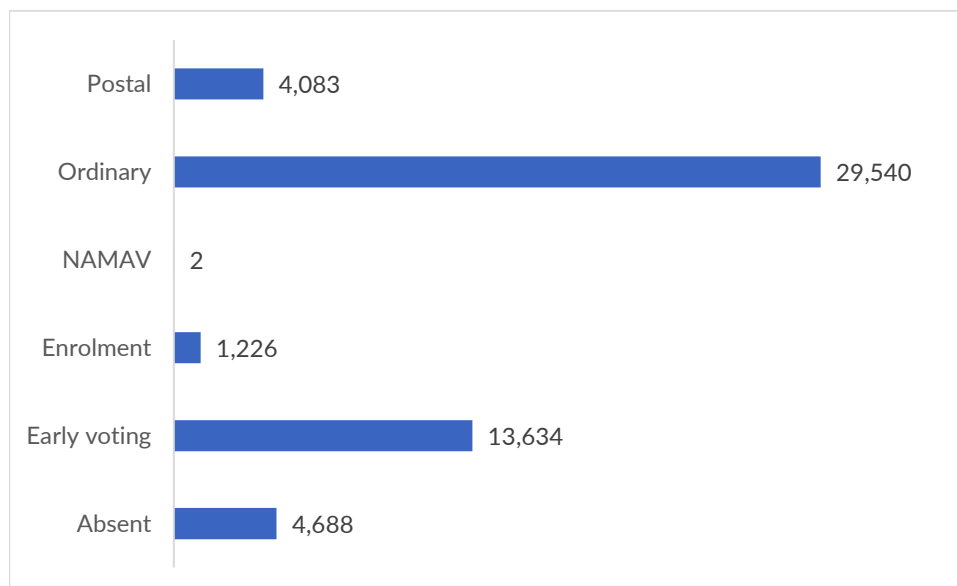
District summary

Elected candidate: HORNERY Sonia, Australian Labor Party (NSW Branch)

Enrolment: 60,138 **Participation:** 90.17%

Total votes: 53,173 **Formal:** 51,808 **Informal:** 1,365 **Formality:** 97.43%

Number of votes cast by vote type (Legislative Assembly total votes)



Apparent failure to vote notices issued: 5,084

Apparent failure to vote notices issued as a percentage of the district electoral roll: 8.45%

Nominated candidates and party affiliation

WATKINS Rebecca	The Greens NSW
NOLAN Anna	Animal Justice Party
DI GIROLAMO Pietro	Pauline Hanson's One Nation
HORNERY Sonia *	Australian Labor Party (NSW Branch)
STARRETT Joshua	
PULL Callum	The Liberal Party of Australia, New South Wales Division
AKERS Paul	Sustainable Australia Party - Stop Overdevelopment / Corruption

Election operations

Number of staff: 242

Number of early voting centres: 5

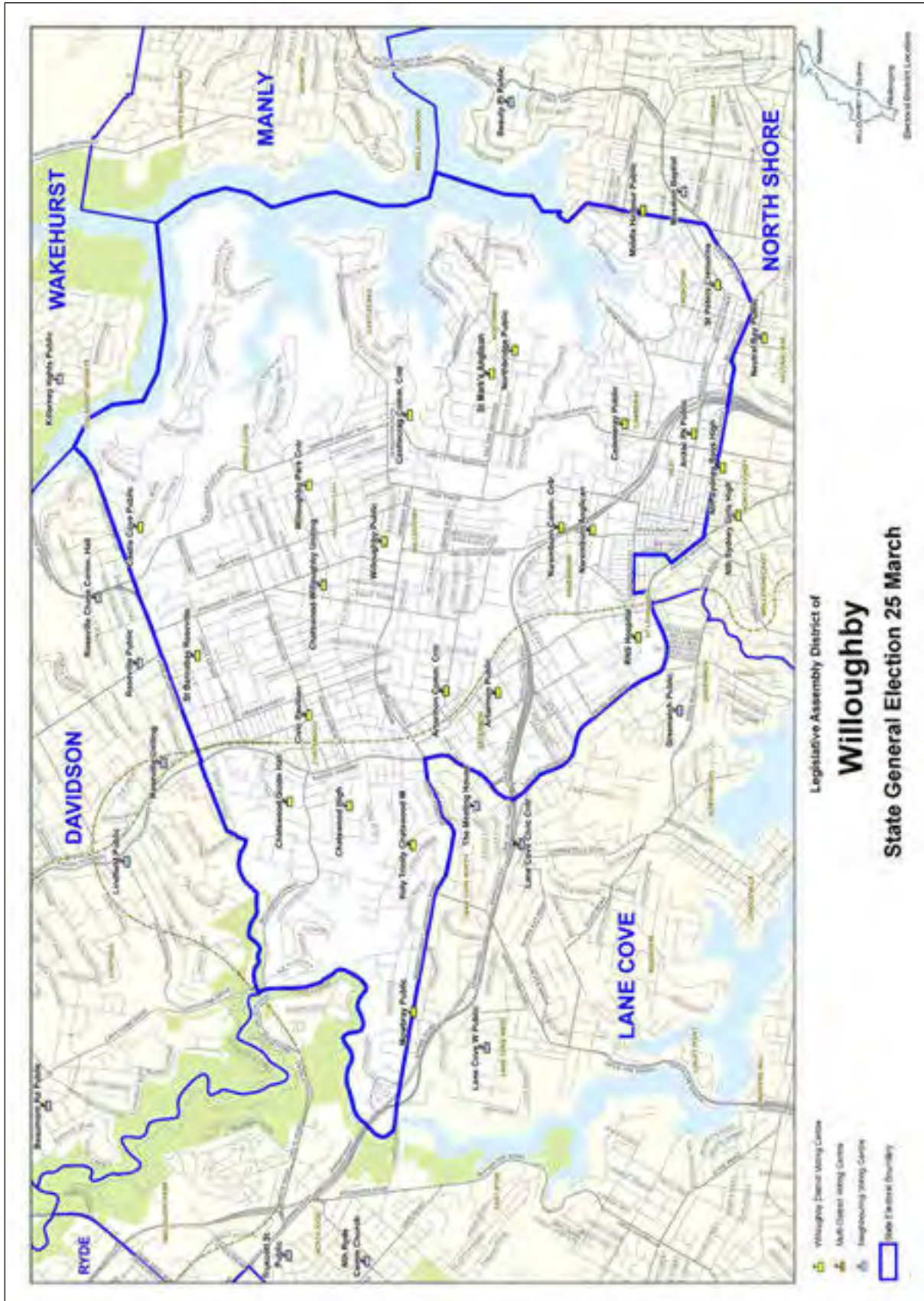
Number of election day voting centres: 30

Number of declared facilities: 3

Election manager's office

Shops 43 & 44B, 30 Blue Gum Road, Jesmond NSW 2299

Willoughby



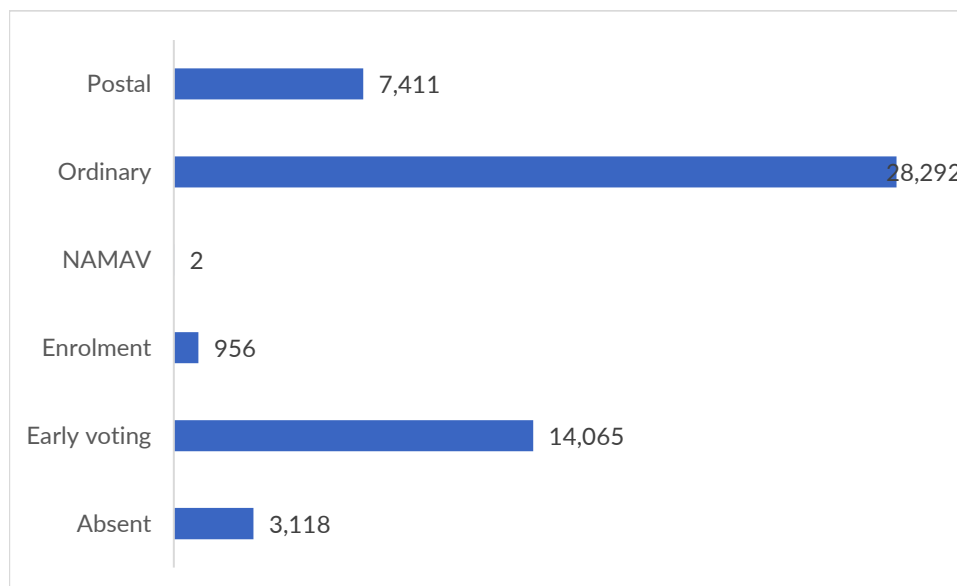
District summary

Elected candidate: JAMES Tim, The Liberal Party of Australia, New South Wales Division

Enrolment: 60,285 **Participation:** 91.44%

Total votes: 53,844 **Formal:** 52,830 **Informal:** 1,014 **Formality:** 98.12%

Number of votes cast by vote type (Legislative Assembly total votes)



Apparent failure to vote notices issued: 3,998

Apparent failure to vote notices issued as a percentage of the district electoral roll: 6.63%

Nominated candidates and party affiliation

GRIFFIN Sarah	Australian Labor Party (NSW Branch)
MCGRATH Edmund	The Greens NSW
PENN Larissa	
WANT Michael	Sustainable Australia Party - Stop Overdevelopment / Corruption
JAMES Tim *	The Liberal Party of Australia, New South Wales Division

Election operations

Number of staff: 255

Number of early voting centres: 6

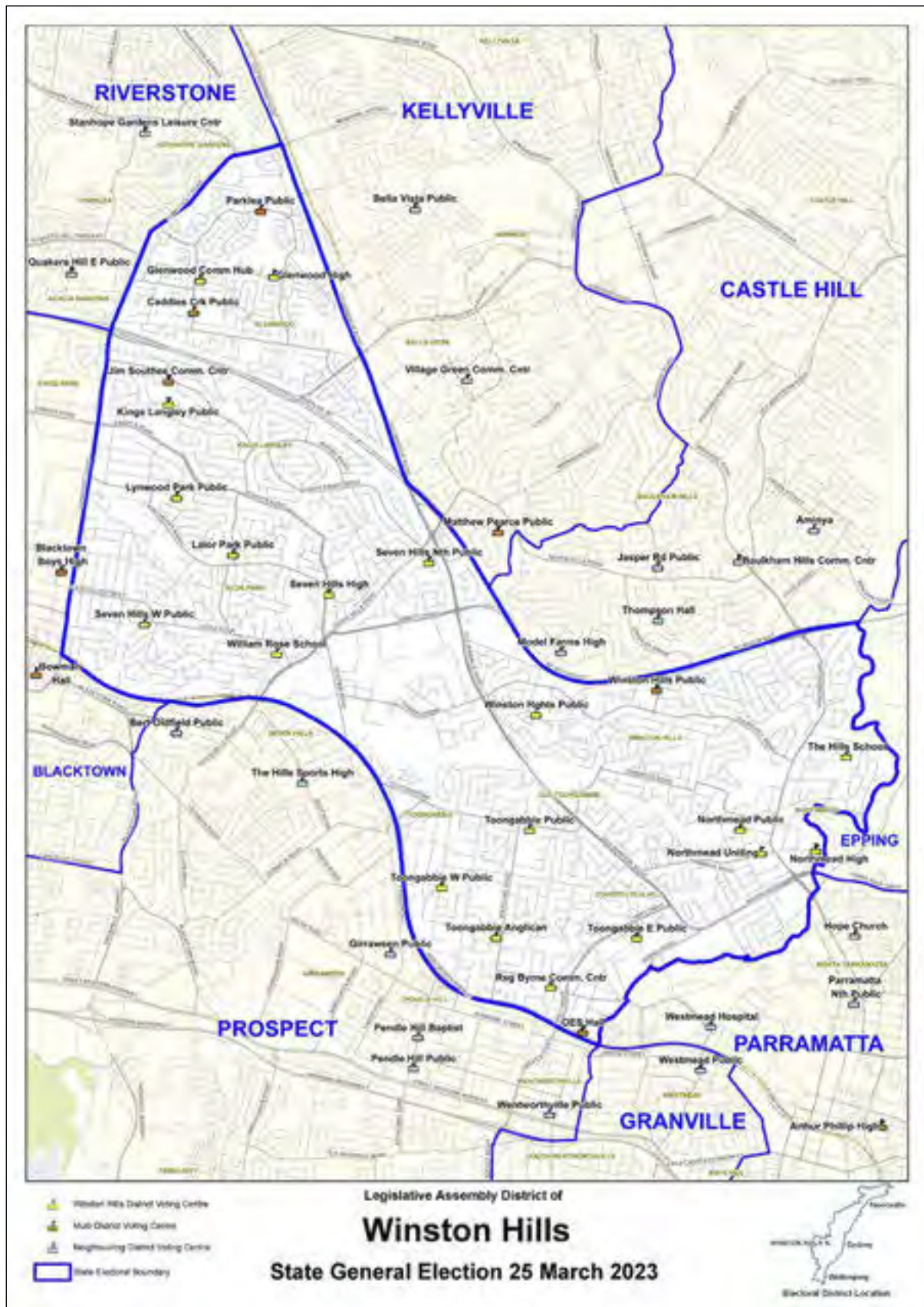
Number of election day voting centres: 25

Number of declared facilities: 4

Election manager's office

2/328 High Street, Chatswood NSW 2067

Winston Hills



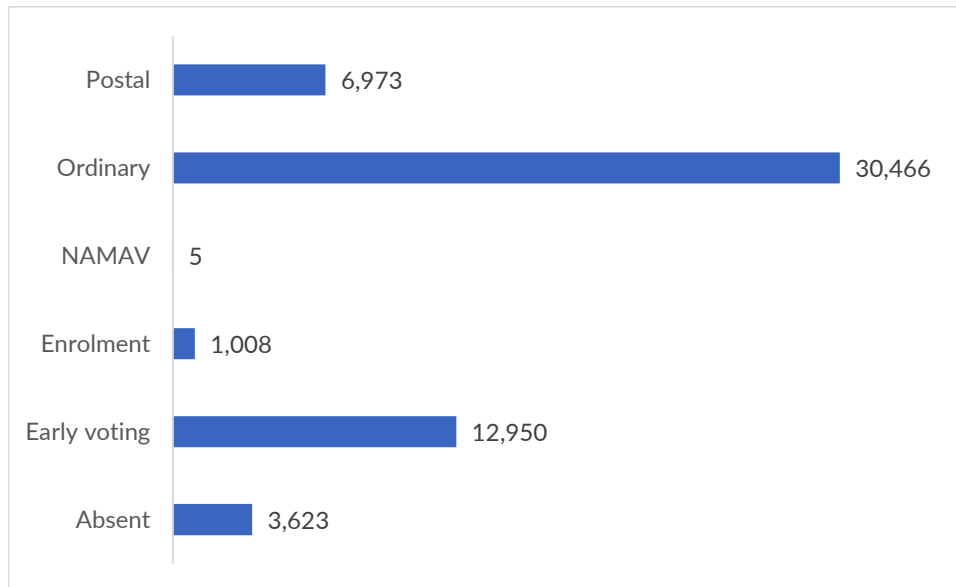
District summary

Elected candidate: TAYLOR Mark, The Liberal Party of Australia, New South Wales Division

Enrolment: 61,457 **Participation:** 91.94%

Total votes: 55,025 **Formal:** 53,212 **Informal:** 1,813 **Formality:** 96.71%

Number of votes cast by vote type (Legislative Assembly total votes)



Apparent failure to vote notices issued: 4,021

Apparent failure to vote notices issued as a percentage of the district electoral roll: 6.54%

Nominated candidates and party affiliation

TAYLOR Mark *	The Liberal Party of Australia, New South Wales Division
CHADSZINOW Anthony	Sustainable Australia Party - Stop Overdevelopment / Corruption
PANDEY Sameer	Australian Labor Party (NSW Branch)
ATKINS Damien	The Greens NSW

Election operations

Number of staff: 263

Number of early voting centres: 6

Number of election day voting centres: 28

Number of declared facilities: n/a

Election manager's office

Valentine Sports Park, 235-257 Meurants Lane, Glenwood NSW 2768

Wollondilly



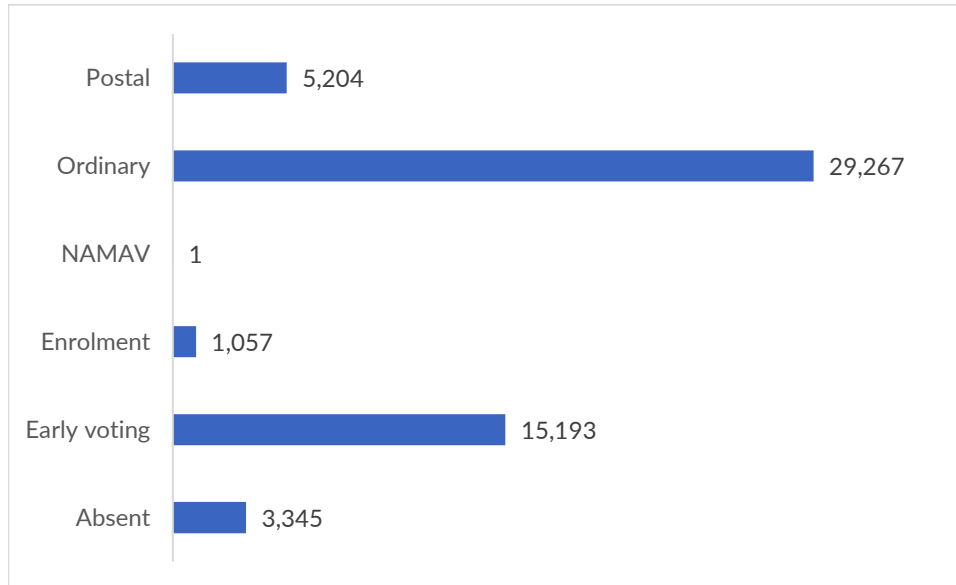
District summary

Elected candidate: HANNAN Judy,

Enrolment: 59,758 **Participation:** 92.22%

Total votes: 54,067 **Formal:** 52,369 **Informal:** 1,698 **Formality:** 96.86%

Number of votes cast by vote type (Legislative Assembly total votes)



Apparent failure to vote notices issued: 4,218

Apparent failure to vote notices issued as a percentage of the district electoral roll: 7.06%

Nominated candidates and party affiliation

BRAIDEN Angus	Australian Labor Party (NSW Branch)
HAAG Ildiko	Sustainable Australia Party - Stop Overdevelopment / Corruption
HANNAN Judy *	
THOMPSON Rebecca	Pauline Hanson's One Nation
SMITH Nathaniel	The Liberal Party of Australia, New South Wales Division
WEBSTER Jason	The Greens NSW

Election operations

Number of staff: 233

Number of early voting centres: 4

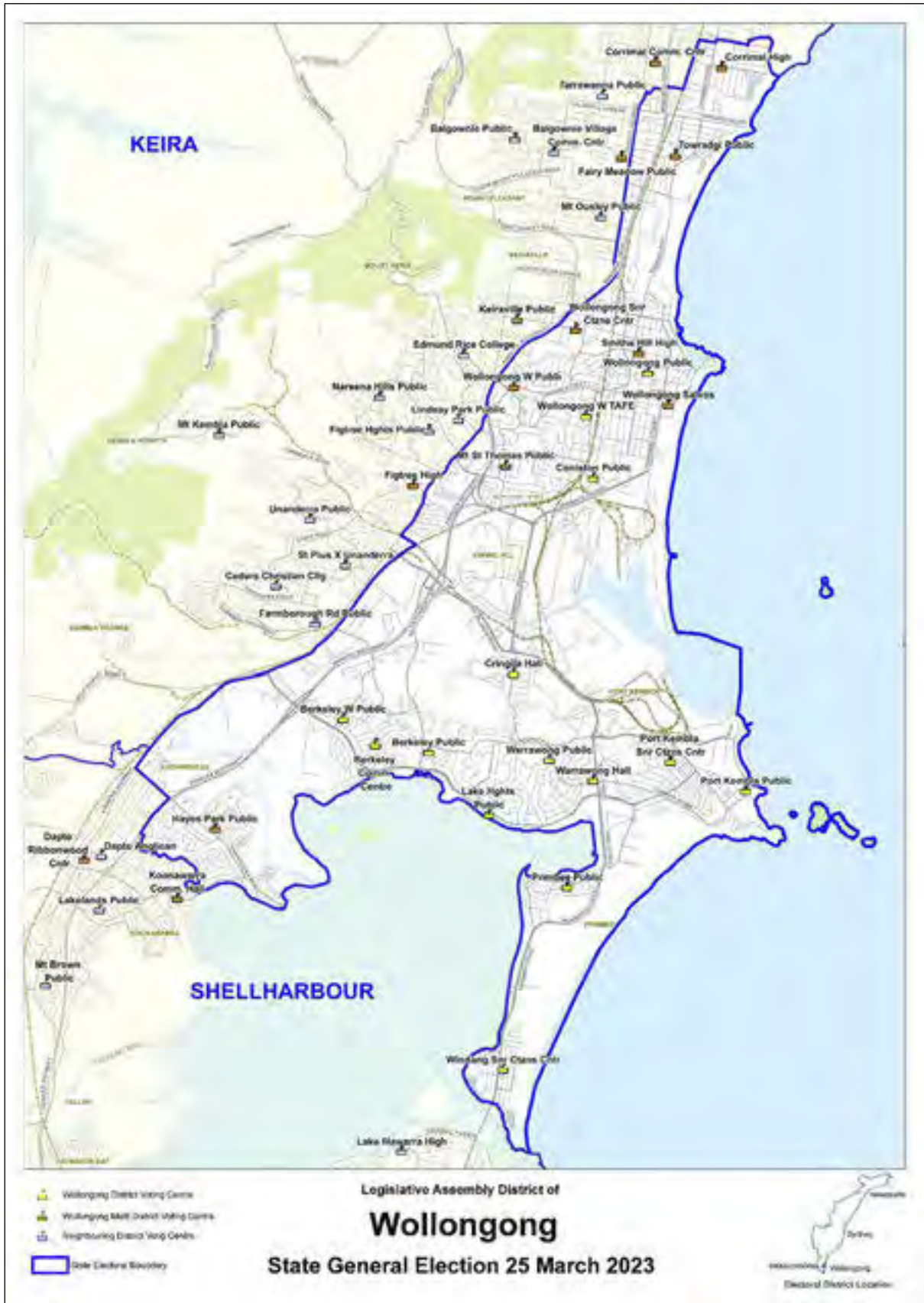
Number of election day voting centres: 26

Number of declared facilities: 1

Election manager's office

1a /161-173 Remembrance Drive, Tahmoor NSW 2573

Wollongong



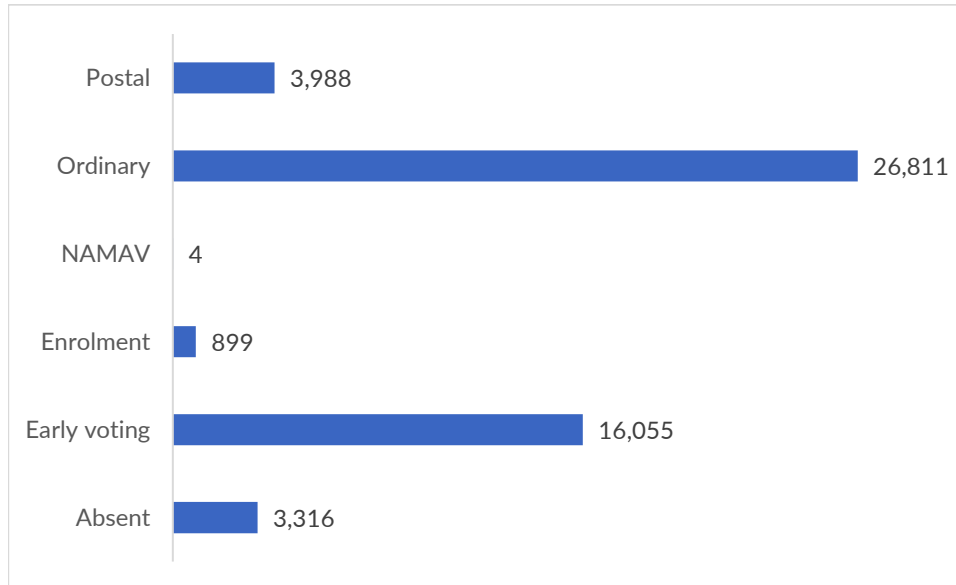
District summary

Elected candidate: SCULLY Paul, Australian Labor Party (NSW Branch)

Enrolment: 58,845 **Participation:** 88.86%

Total votes: 51,073 **Formal:** 49,062 **Informal:** 2,011 **Formality:** 96.06%

Number of votes cast by vote type (Legislative Assembly total votes)



Apparent failure to vote notices issued: 5,386

Apparent failure to vote notices issued as a percentage of the district electoral roll: 9.15%

Nominated candidates and party affiliation

JOHNSON Joel	The Liberal Party of Australia, New South Wales Division
SCULLY Paul *	Australian Labor Party (NSW Branch)
BLAKEY Cath	The Greens NSW
NELSON Kristen	Animal Justice Party

Election operations

Number of staff: 212

Number of early voting centres: 5

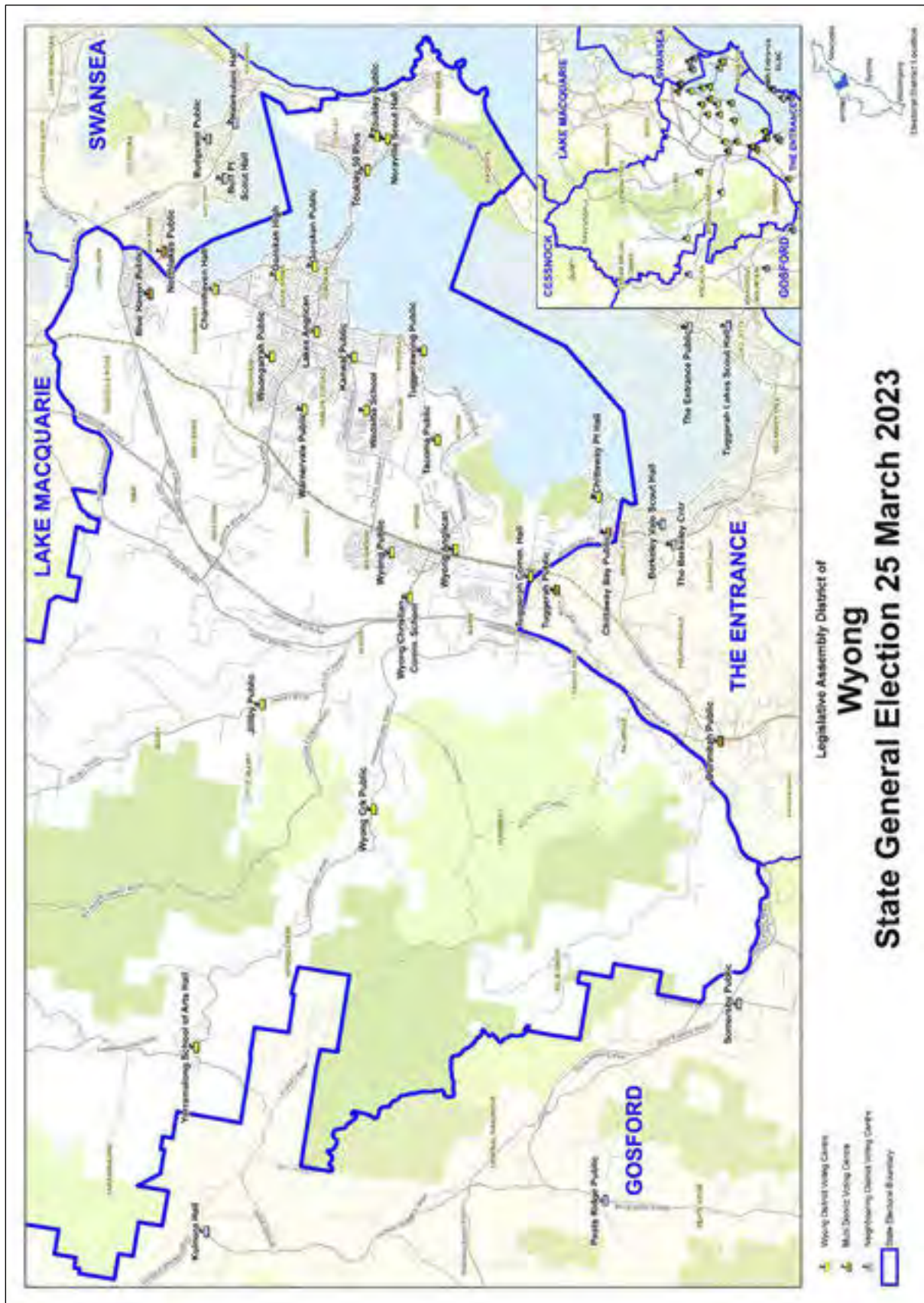
Number of election day voting centres: 28

Number of declared facilities: n/a

Election manager's office

Suite 3, Ground Floor, 140 Keira Street, Wollongong NSW 2520

Wyong



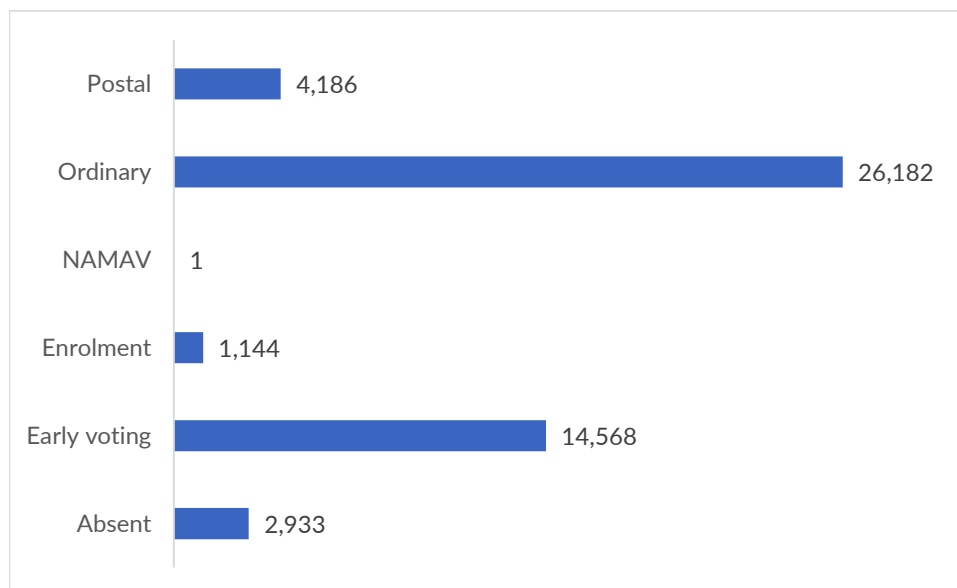
District summary

Elected candidate: HARRIS David, Australian Labor Party (NSW Branch)

Enrolment: 56,809 **Participation:** 88.24%

Total votes: 49,014 **Formal:** 47,046 **Informal:** 1,968 **Formality:** 95.98%

Number of votes cast by vote type (Legislative Assembly total votes)



Apparent failure to vote notices issued: 5,937

Apparent failure to vote notices issued as a percentage of the district electoral roll: 10.45%

Nominated candidates and party affiliation

SQUIRES Matt	The Liberal Party of Australia, New South Wales Division
WILLIAMSON Doug	The Greens NSW
NEWBURY Susan	Sustainable Australia Party - Stop Overdevelopment / Corruption
HARRIS David *	Australian Labor Party (NSW Branch)
STEVENSON Martin	Pauline Hanson's One Nation

Election operations

Number of staff: 209

Number of early voting centres: 4

Number of election day voting centres: 26

Number of declared facilities: 1

Election manager's office

Suite 1, 25-27 Alison Road, Wyong NSW 2259