

19 November

2011

# Report on the Conduct of the Election

Clarence State By-election



The Hon Barry O'Farrell MP  
Premier  
Level 40  
Governor Macquarie Tower  
1 Farrer Place  
SYDNEY NSW 2000

Dear Premier

I am pleased to submit to you, for presentation to Parliament, my report on the results and administration of the State by-election held on 19 November 2011 for the Legislative Assembly District of Clarence.

Yours sincerely



Colin Barry  
Electoral Commissioner  
18 April 2012

## The New South Wales Electoral Commission (NSWEC)

Address: Level 25, 201 Kent Street, Sydney  
NSW 2000 Australia  
Postal: GPO Box 832, Sydney NSW 2001  
Australia  
Telephone: +61 2 9290 5999  
Fax: +61 2 9290 5991  
Website: [www.elections.nsw.gov.au](http://www.elections.nsw.gov.au)  
Office hours: Monday-Friday, 9.00am-5.00pm

Copyright © State of New South Wales through the New South Wales Electoral Commission, 2012.

No part of this report may be reproduced by any process, except in accordance with the *Copyright Act 1968*. Please address all enquiries to the New South Wales Electoral Commission, Level 25, 201 Kent Street, Sydney 2000.



## Contents

Foreword.....	2
Overview.....	3
By-election Outcome .....	3
By-election Summary.....	3
By-election important dates.....	3
Innovations at the Clarence By-election .....	4
Background to the By-election .....	6
Clarence District Profile .....	6
Services to Electors .....	8
Maximising Participation in the Clarence By-election.....	8
Services to Candidates and Registered Political Parties .....	13
Candidate Information Seminar.....	13
Nominations.....	13
'How-to-Vote' Material .....	13
Postal Vote Applications.....	13
Electoral Material.....	13
Conduct of the Clarence By-election.....	14
Returning Officer Arrangements.....	14
Logistical and Other Support .....	14
Waste Management .....	15
Election Costs.....	16
Results.....	17
Declaration of the Poll .....	18
Enforcement of Compulsory Voting .....	19
Failure to Vote .....	19
Analysis.....	20
1. Comparison to 2011 State General Election and other State by-elections.....	20
2. Availability of results of counting .....	20
3. Feedback from iVote Users .....	21
Appendices.....	22
List of Appendices .....	23
References .....	37

## List of Tables

Table 1: Voting Methods Clarence District, 2011 By-election and 2011 and 2007 State General Elections. ....	9
Table 2: Final Results Clarence By-election 19 November 2011 .....	17
Table 3: Non-voters and Penalty Notices (PN), Clarence By-election November 2011 frequency and percentages.....	20
Table 4: Clarence By-election Results Provision and Targets, 19 November 2011 .....	21

## List of Graphs

Graph 1: Usage of the NSWEC Website for Poll Results, 19 November 2011 .....	9
--	---

## Foreword

This Report provides information on the conduct, administration and results of the by-election held in the Clarence District on 19 November 2011 following the resignation of the Honourable Stephen Cansdell MP on 16 September 2011.

A State by-election is very different to a State General Election. NSW State elections have a known fixed four year timetable with a completely different scale and complexity. While a by-election is a smaller scale event there is typically less preparation time. The Writ for the calling of the Clarence By-election was issued on Friday 28 October 2011. This gave the New South Wales Electoral Commission (NSWEC) three weeks to recruit staff, hire venues and make all necessary preparations.

The by-election was significant in electoral administration for a number of reasons; one of those being the first time internet voting (iVote) was provided in a State by-election. In addition the automatic enrolment and re-enrolment service (SmartRoll) demonstrated its value in increasing enrolment and facilitating participation. A focus of the report is the contribution made by iVote and SmartRoll to the conduct of the election.

The NSWEC assessed the satisfaction of voters with the iVote system of internet and phone voting services provided at

the Clarence By-election. The results revealed that usage of iVote is growing and iVote was very well regarded. These survey results will also be reported as part of the State and Territory Electoral Commissioners' comparative performance measurement project.

The participation and informality rates for the Clarence By-election were 85.1% participation and 2.6% informality. These figures fell within the range for recent State by-elections. Specifically, the participation rates for the four State by-elections held in 2008 ranged from 80.4% to 88.2%. The range of informality rates for these same four by-elections was 1.8% to 4.1%. In the Penrith By-election in 2010 participation and informality were 86.8% and 3.2% respectively.

The NSWEC provided the notional count results by 10pm on election night and declared the poll on the fourth day following election day. This was also within the range seen in the earlier State by-elections.

Delivering efficient, accurate and trusted elections according to electoral legislation relies heavily upon the capability of the NSWEC's staff. I thank my staff and the NSWEC's suppliers and contractors for their contribution and commitment to the successful conduct of the Clarence By-election.

**Colin Barry**  
**Electoral Commissioner**



# Overview

## By-election Outcome

The candidate elected at the Clarence By-election on 19 November 2011 was Mr Chris Gulaptis (National Party) with 24,555 votes.

## By-election Summary

<b>Enrolment</b>	
Total Electors	52,171
Electors enrolled or re-enrolled via SmartRoll	3,200
<b>Polling Booths</b>	
Pre-poll voting centres	3
Polling Places	44
Election Officials	225
<b>Voter participation</b>	
Formal votes	43,273
Informal votes	1,139
Total votes	44,171
Voter participation	85.1%
Formality rate	97.4%
Non-voting penalty notices issued	6,577
Penalty notices issued as % of Roll	12.6%
<b>Voting options used by Electors</b>	
Ordinary	33,466
iVote	1,246
Postal	1,098
Pre-poll/Declared Institution	8,023
Enrol and vote	288
<b>Candidates</b>	
Total candidates	8
Female candidates	2
Male candidates	6
<b>Cost of By-election</b>	\$531,828

## By-election important dates

19 October	Candidate Seminar
24 October	Issue of Writ
28 October	iVote registration opens  Issue of Authorised Roll  Nominations Open
2 November	Close of Nominations for Registered Political Parties lodging forms with NSWEC Head Office (12.00 noon)
3 November	Close of Nominations for Candidates lodging forms with Returning Officer (12.00 noon)  Registration of Electoral Material (how-to-vote) opens
7 November	Pre-poll, Interstate (Queensland) and iVote voting opens
11 November	Close applications to register Electoral Material (how-to-vote) (5.00pm)
14 November	Close receipt of Overseas Postal Vote applications (6.00pm)
16 November	Close receipt of Postal Vote applications from within Australia (6.00pm)
19 November	Election Day (8.00am-6.00pm)
23 November	Close receipt of Postal Vote declarations (6.00pm)
2 December	Return of Writ
1 July to 22 September 2012	Disclosures of political donations and electoral expenditure due 30 June 2012

# Innovations at the Clarence By-election



## 1. Introducing iVote to Parliamentary By-elections

The amendments to the *Parliamentary Electorates and Elections Act 1912* in December 2010 to provide iVote at a State General election also enabled Internet and Telephone (iVote) to be used in Parliamentary by-elections. The Clarence By-election was the first by-election where iVote was offered.

The iVote service offered at the State Election in March 2011 was provided for the Clarence By-election with minor modifications based upon that experience and the feedback received. Both online and telephone voting was provided although the State Election demonstrated that on-line voting was the most preferred and utilised form of iVote voting.

The criteria applied to electors seeking to use iVote were the same as applied in the 2011 NSW State Election, and allowed electors in the following situations to use iVote:

- visual impairment
- other disability
- 20 kilometres or more from a polling place
- outside NSW on election day

The key dates for iVote in the Clarence By-election were:

- registration opened 10am Monday, 24 October

- registration closed 6pm Wednesday, 16 November
- voting opened 8am Monday, 7 November and closed 6pm Friday, 18 November.

iVote was not available on election day.

The NSWEC provided an online survey to ascertain electors' views of using iVote at the by-election. 21.8% (272) of the total iVote users responded.

The feedback compared very well with that from the 2011 NSW State Election. Essentially the iVote service offered to the electors of the Clarence District was very well received with proportionally more electors using this voting option and users reporting faster usage times, fewer technical difficulties and greater satisfaction. The survey results are detailed later in this report.

In addition to informing the NSWEC of electors' views, the results of the survey will be shared with other electoral jurisdictions.



## 2. Automatic Enrolment and Re-enrolment

The NSWEC has led the way nationally in increasing elector enrolment through automatic enrolment and re-enrolment using data held by other NSW public sector agencies such as



licensing authorities and the Registry of Births, Deaths and Marriages. The impact of the changes to the electoral roll had been tested at the Penrith By-election in June 2010 and SmartRoll implemented for the 2011 NSW State Election.

The NSWEC's aim was to ensure the most up-to-date and accurate electoral roll possible for the by-election. The Clarence By-election required a specific focus on those electors eligible to be but not currently on the roll for the Clarence District or who were incorrectly enrolled. As a result those electors who had moved into, out of, or within the district were targeted. Data from the NSW Roads and Maritime Services was supplemented with data from the Registry of Births, Deaths and Marriages and additionally, citizenship information.

The effectiveness of this approach was demonstrated by comparisons of electoral roll activity in other equivalent electoral districts. Clarence enrolment transaction levels in the two months prior to the by-election were about 250% higher than Oxley an adjacent coastal district and Bega, an equivalent district on the NSW south coast.

Also, SmartRoll updates (enrolment transfers) were twice the level of the other districts.

SmartRolled electors, in the main voted with 54% of all SmartRolled either having voted or been excused from voting on this occasion.

During the election period eligible electors could for the first time enrol and vote in the by-election as well as transfer their enrolment and vote. This was possible for the first time at a by-election although it operated for the 2011 NSW State Election. An additional 297 new electors chose to enrol and vote during the election period, boosting the roll increase to 4.3%. There were also 150 successful 'enrolment transfer and vote' Clarence electors during the election period.

The use of SmartRoll in the Clarence By-election demonstrated the significance of new enrolments achieved through SmartRoll. These new enrolments increased the Clarence roll by 3.7%. Extrapolated to the State roll, the roll would increase by up to 180,000 and account for a significant part of the well-publicised "missing" electors identified by the Australian Electoral Commission. The additions made to the roll by SmartRoll are invaluable as the bulk of electors affected by this initiative exercise their democratic right to vote. Moreover the accuracy of the roll is maintained in a way that is convenient and effective to both electors and the NSWEC.

# Background to the By-election

## Clarence District Profile

The State electoral District of Clarence includes the geographical area from Nymboi Binderay National Park in the south; and from Nymboida National Park in the west to the New South Wales coast in the east (inclusive of all islands lying off the coast of the district).

## Area

13,388 square kilometres

## Postcodes

2370, 2450, 2453, 2456, 2460, 2462, 2463, 2464, 2465, 2466, 2469, 2470, 2471, 2472, 2473, 2480

## Localities include

Alice, Angourie, Ashby, Baryulgil, Billys Creek, Bora Ridge, Braustone, Brooms Head, Buccarumbi, Busbys Flat, Camira Creek, Cangai, Casino, Chambigne, Chatsworth, Clouds Creek, Coaldale, Copmanhurst, Coraki, Corindi, Corindi Beach, Coutts Crossing, Cowper, Dalmorton, Diggers Camp, Dundurrabin, Ellangowen, Evans Head, Fine Flower, Glenreagh, Grafton, Halfway Creek, Harwood, Hernani, Iluka, Jackadgery, Junction Hill, Lawrence, Maclean, Minnie Water, Newton Boyd, Nymboida, Pillar Valley, Piora, Ramornee, Rappville, Red Rock, Sandon, South Grafton, Southgate, Tabbimoble, Tatham, Tucabia, Tullymorgan, Tyndale, Tyringham, Ulmarra, Whiporie, Woodburn, Wooli, Woombah, Wyan, Yamba, Yorklea.

## Local Government Areas within district

Clarence Valley and parts of Coffs Harbour, Lismore and Richmond Valley.







## Demographic Profile

The 2006 census revealed that the Clarence District had:

- 65,255 as the number of usual residents (excluding overseas visitors) of which 50.1% were female (32,712) and 49.9% were male (32,543);
- 5.2% (3,377) were Indigenous people;
- 20.1% were children aged between 0-14 years, and 32.4% were people aged 55 years and over;
- Median age of 43 years compared with 37 years in Australia overall;
- 92.6% were Australian citizens, 7.0% were born overseas and 0.3% were overseas visitors; and
- English was the language spoken at home by 94.4% with the most common other languages spoken at home being: German 0.2%, Dutch 0.1%, Italian 0.1%, Punjabi 0.1% and French 0.1%

## Historical Electoral Representation

Previous State representation for the Clarence District has been:

State Election 2011	Stephen Cansdell	National Party
State Election 2007	Stephen Cansdell	National Party
State Election 2003	Stephen Cansdell	National Party
State Election 1999	Harry Woods	Australian Labor Party
State By-Election 1996	Harry Woods	Australian Labor Party

# Services to Electors

## Maximising Participation in the Clarence By-election

The NSWEC undertook an advertising and communication campaign to raise awareness of the Clarence By-election and provide necessary information to electors and candidates. The major aspects of this strategy involved advertisements placed in State and local newspapers and provision of information via the NSWEC website and the Returning Officer. The NSWEC used a number of different strategies to increase participation in the Clarence By-election. These strategies included the elector brochure and advertising in the press and notifications sent to electors by email and SMS.

### Elector Brochure

An elector brochure was sent to each person on the electoral roll for the Clarence District. The brochure provided information on date of the election, the opening hours, locations and the accessibility of polling places, the mandatory nature of participation in the by-election, voting options if unable to vote on election day, instructions on how to vote formally, and how to get assistance for electors not confident in written English or unable to read the brochure for other reasons.

The Clarence By-election brochure also contained features enabling electors to subscribe to a Voting Reminder Service and facilitated voting by having a detachable section that could be used by election

officials in the polling place for more efficient issuing of ballot papers.

In total 52,041 brochures were sent at a total cost of \$10,991. A copy of the brochure is provided at Appendix A.

### Advertising

The *Parliamentary Electorates and Elections Act 1912* prescribes that certain advertising must occur. The advertising strategy for the Clarence By-election comprised seven separate components:

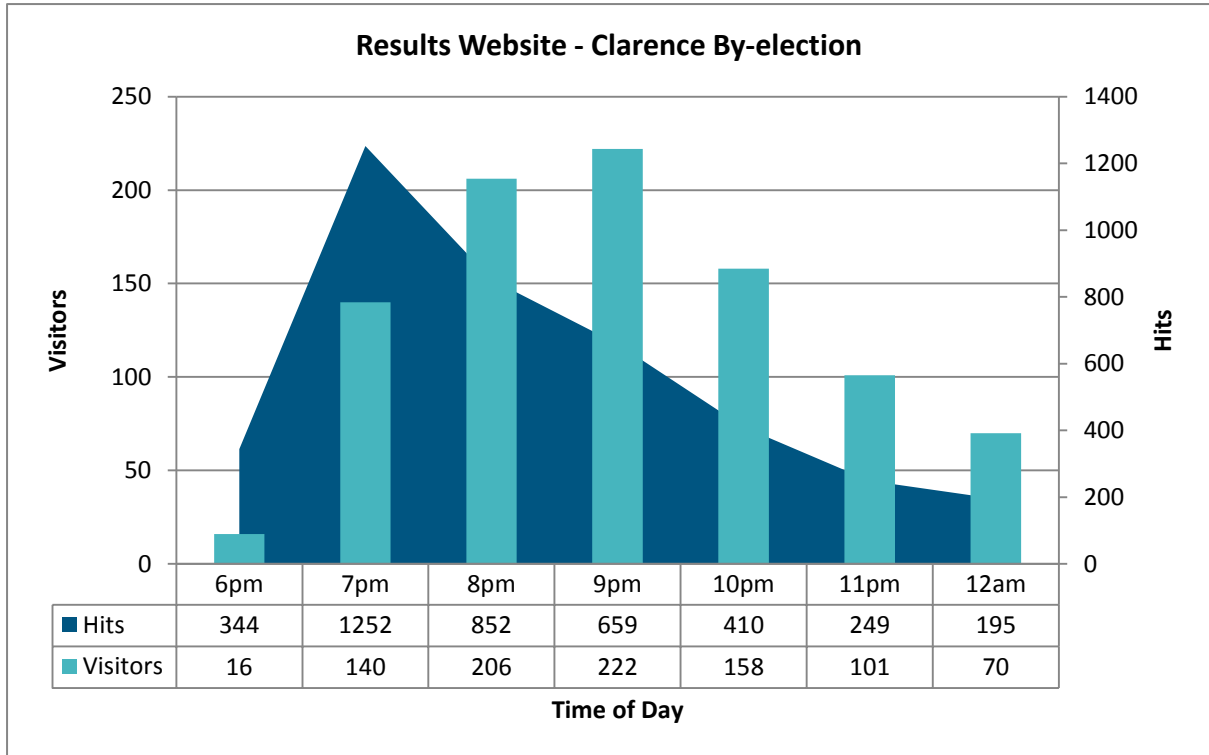
- Enrol to Vote
- Issue of Writ
- Candidate Information Seminar
- Register Electoral material
- Pre-poll and postal voting
- Candidates and polling places
- Results

The schedule of advertising is provided in Appendix B and copies of the advertisements at Appendix C.

### NSWEC Website

The NSWEC's website provided all the information that stakeholders generally, not just electors, needed to participate in the by-election. It provided information on the election timetable, employment opportunities, enrolment, polling places, candidates and poll results.

Use of the NSWEC's website is typically greatest on election night when users seek information on results. The following graph provides a picture of usage over the period from close of polling to midnight on election night for the Clarence By-election.



**Graph 1: Usage of the NSWEC Website for Poll Results, 19 November 2011**

**Table 1: Voting Methods Clarence District, 2011 By-election and 2011 and 2007 State General Elections.**

Vote Type	2011 Clarence By-election		2011 NSW State Election, Clarence District		2011 NSW State Election, All Electoral Districts		2007 NSW State Election, Clarence District		2007 NSW State Election, All Electoral Districts	
	No.	% Total	No.	% Total	No.	% Total	No.	% Total	No.	% Total
Ordinary	33,707	75.9	34,775	74.4	3,188,142	74.3	35,065	83.1	3,285,087	81.1
Postal	1,098	2.5	1,869	4.0	245,411	5.7	2,262	5.4	223,951	5.5
iVote	1,246	2.8	518	1.1	46,862	1.1	n/a	n/a	n/a	n/a
Pre-poll/DIs	8,023	18.1	9,219	19.7	776,656	18.1	1,952	4.6	239,236	5.9
Section/Silent	50	0.1	88	0.3	12,564	0.3	81	0.2	5,714	0.1
Enrolment	288	0.6	248	0.5	20,960	0.5	n/a	n/a	n/a	n/a
<b>TOTAL</b>	<b>44,412</b>	<b>100</b>	<b>46,717</b>	<b>100.0</b>	<b>4,290,595</b>	<b>100</b>	<b>0</b>	<b>0</b>	<b>0</b>	<b>0</b>

\* iVote figures combined with Postal Vote figures

## Voter Reminder Service

This provided electors the opportunity to request to be kept informed of electoral activities and information by sms messaging or email. The service commenced with the Penrith By-election in 2010.

In the Clarence By-election notifications were sent to electors by email and by SMS. These electors had subscribed to the notification service and provided preferred contact details. This service had been in place for the NSW State Election in 2011.

## Service Standards

The NSWEC seeks to meet the expectations of electors of its electoral services and to this end has developed Service Charters to outline the NSWEC's service standards. The 2011 NSW State Election Service Commitments Charter was maintained as the overall service standard for this by-election.

## Access and Polling Places

The NSWEC sought to provide the most accessible and appropriately sited polling places possible for the Clarence By-election. Detailed information was provided on polling places to assist electors with mobility or other disabilities locate the most suitable polling place. This access material was provided on the NSWEC's website, in the elector brochure, in advertisements and by the NSWEC's staff.

## Arrangements for Voting before Election Day

Electors unable to vote on election day had the opportunity to vote early via postal or pre-poll voting including voting in Declared Institutions. In addition, for the first time in a by-election, internet and phone voting were offered to electors who met the criteria.

A total of 8,023 electors voted early in person, or in Declared Institutions and another 1,098 utilised postal voting and 1,246 utilised iVote. Compared to the March 2011 State Election, a greater proportion of electors in the Clarence District voted in person at polling places (75.9% November 2011 compared to 74.4% in March 2011). Both the March and November elections saw however, a noticeable reduction in attendance voting from 83.1% in the 2007 NSW State Election.

Table 1 following, sets out the usage of the different types of voting in the Clarence District for the by-election and the 2011 and 2007 NSW State Elections. The overall NSW picture is provided as well.



## Postal Voting

Electors unable to attend a polling place on election day were able to apply for a postal vote. Postal vote application forms were available from the Returning Officer and the NSWEC's website. All postal votes were processed by the NSWEC's Returning Officer.

Electors registered as 'General Postal Voters' did not have to re-apply and received vote material sent by post to their address.

The closing dates for receipt of postal voting applications were 14 November 2011, 6pm for those applying from overseas and 16 November 2011, 6pm for electors from within Australia. Postal votes had to be returned by Wednesday, 23 November 2011, 6.00pm.

A total of 2,344 postal votes and iVotes were included in the count of formal votes. This was a small decrease from the 2,387 of the same type of votes taken in March 2011 in this electoral district.

## Pre-poll Voting

Pre-poll voting was provided at the Returning Officer's office, the NSWEC's office in Kent Street, Sydney and at the Electoral Commission Queensland (ECQ). Pre-polling was not provided at other Electoral Commissions as electors could choose to vote using iVote. There were no complaints regarding this arrangement. As the Clarence District is relatively close to Brisbane, arrangements were made with the ECQ to issue in person pre-poll votes to any Clarence District elector. The latter occurred during their normal office hours until close of business on Friday, 18 November 2011.

The ECQ location was listed on the NSWEC website. There were no overseas voting locations as iVote could be used by electors out of Australia.

Within NSW, pre-poll voting occurred from Monday, 7 November 2011 until Friday, 18 November 2011 as follows:

NSWEC Office:

9am – 5pm Monday to Friday  
9am – 6pm Friday 18 November 2011

Returning Officer's Office:

9am – 5pm Monday to Friday  
8am – 1pm Saturday  
8am – 6pm Tuesday 15 November  
8am – 6pm Wednesday 16 November  
8am – 8pm Thursday 17 November  
8am – 6pm Friday 18 November 2011

## Polling Places

Securing appropriate premises for polling places and the Returning Officer's office can be a difficult task. The NSWEC does not own any facilities and therefore has to lease venues. The pool of available premises is limited by the short-term nature of the lease as well as the requirements of the NSWEC's space, accessibility and location criteria. These criteria are applied to meet electors' expectations and requirements such as occupational health and safety.

There were 44 polling places established for the Clarence State By-election. The NSWEC was able to source venues known to the community as polling places in the majority of cases.

For this by-election the NSWEC again used the Assisted Access rating system. This system rated the accessibility of each of the polling places in the Clarence District, indicating any

restrictions. The Assisted Access rating system allows people to make more informed choices about which polling place to use. The information was made available on the NSWEC website, in press advertisements and the elector brochure posted to all enrolled electors.

Appendix D provides the list of all polling places plus the access rating using the new Assisted Access rating system.

## Hospitals and Declared Institutions

The *Parliamentary Electorates and Elections Act 1912* allows hospitals or similar institutions to be appointed by the Electoral Commissioner as polling places for election day. Similarly the Electoral Commissioner has the power to appoint nursing homes, retirement villages and like facilities as Declared Institutions from which votes can be taken by election officials on the Monday to Friday in the week preceding the election.

Using hospital facilities as polling places raises challenges due to their design, possible issues of infection control and the operational considerations of a working hospital.

There are also challenges identifying all facilities in a district and then liaising with the individual facility managers to allow visits by election officials.

## Analysis and Evaluation

The NSWEC has an online feedback facility and also registers complaints received via written correspondence. In total there were three complaints received about the conduct of the Clarence By-election. These concerned an allegation of misleading electoral material, the website and the Returning Officer. All complaints raised were followed up by the NSWEC.



# Services to Candidates and Registered Political Parties

## Candidate Information Seminar

A Candidate Information Seminar was held 19 October 2011 and all intending candidates were invited to attend. Information regarding funding and disclosure obligations was covered as well as the electoral process.

## Nominations

While nomination forms were available from the NSWEC website prior to lodgement, nomination forms could not be lodged before the issue of the Writ on 28 October 2011. The Writ set 3 November 2011 as close of nominations day.

Registered Officers (or Deputy Registered Officers) of registered political parties could nominate candidates at the NSWEC's office in the city or at the Returning Officer's office in Grafton. Independent candidates could only nominate at the Returning Officer's office.

There were eight nominated candidates. Following the close of nominations the Returning Officer conducted a draw to determine the order of candidates on the ballot paper.

## 'How-to-Vote' Material

Registration of 'How-to-Vote' material was handled at the NSWEC rather than in the Returning Officer's office. Any 'How-to-Vote' material for distribution on election day could be registered with the NSWEC prior to printing. Registration of this material opened on 3 November 2011.

Close of applications to register 'How-to-Vote' materials was 5.00pm, 11 November 2011.



## Postal Vote Applications

Registered Political Parties planning to send Postal Vote Applications to electors were requested to submit these forms to the NSWEC prior to distribution.

## Electoral Material

In the Clarence By-election, there was only one reported incidence of electoral material displayed or distributed on election day not complying with the legislative requirements.



# Conduct of the Clarence By-election

## Returning Officer Arrangements

Mr Cliff Mitchell was the Returning Officer for the Clarence By-election. The Returning Officer's office was situated at 15 Prince Street, Grafton and open from Friday, 28 October 2011 from 8am to 6pm.

Returning Officer's duties include:

- set up and decommissioning of the (temporary) office
- training of office staff and polling place managers
- arranging voting at polling places and declared institutions
- issuing and processing postal and pre-poll votes
- dealing with enquiries from candidates and electors and other feedback
- processing candidate nominations and how-to-vote material
- counting votes and declaring the results of the election.

A Returning Officer Support Officer was appointed in the NSWEC's head office to provide support on electoral matters and procedures. This officer was experienced in the Returning Officer role and had worked also in the head office of the NSWEC over many elections.

## Logistical and Other Support

### Staffing

The majority of staff were employed to work on election day in polling places as Polling Place Managers or Election Officials. In addition casual staff were employed in the Returning Officer's office to pack materials for each polling place, operate pre-poll voting, visit Declared Institutions, count votes and pack up materials following the election.

Staff employed to work in the 44 polling places numbered 225 and staff working from the Returning Officer's office numbered 42. The Polling Place Managers, their Deputies and Declaration Vote Issuing Officer all received online training. All Election Officials were issued a manual to study and to use on election day for reference if required. Recruitment for Office Assistants and Election Officials commenced on 18 October 2011 with final offers being made up to election day as notifications of inability to work were received from those who had accepted prior employment offers.

The NSWEC website was used again to provide online registration of prospective staff. The entire employment process is undertaken online including the provision of bank, tax and superannuation details and is a very efficient and effective mechanism for the employment of election staff.





## Supplies

The ballot papers were printed by the NSWEC's preferred security printer with ballot papers having a security background. 64,000 ballot papers were printed. A copy of the ballot paper is at Appendix E.

As in every election considerable quantities of materials need to be printed. Some printing was done in house and some by commercial printers. In general, the printing undertaken externally concerned documents to be used by external stakeholders such as postal voters and where more specialised printing was required such as in the treatment of declaration envelopes.

Providing the right type and quantity of supplies to the right location is comparatively easy in a by-election compared to a State General Election. Even so, to adequately supply all 44 polling places and the Returning Officer's office as well as provide materials to candidates and registered political parties, approximately 55,000 items of election material were distributed over three weeks.

## IT Support

The Election Management Application was introduced at the 2007 State General Election as an internet based application for the use of Returning Officers, office assistants and head office staff. It consists of a suite of software modules to assist with managing election processes such as enquiries, election day staffing, candidate nominations, the distribution and return of declaration votes, results and non-voter administration.

It was utilised for the Clarence By-election

## Waste Management

The NSWEC is bound by the NSW Government's waste management policy. In providing electoral services the NSWEC seeks to use, wherever possible, paper and cardboard comprising recycled content and to ensure that the paper and cardboard material used in elections are recycled.

The majority of the cardboard used in the Clarence By-election was recycled from the polling places and unused paper and other cardboard materials were accepted by the venues.

## Election Costs

The expenditure on the Clarence By-election was \$531,879.

The key cost drivers for the Clarence By-election were:

- election official wages including that of the Returning Officer;
- iVote;
- hire of premises;
- information and technology support;
- advertising;
- printed materials such as ballot papers; and
- cardboard and other materials for polling places.



## Results

On any election night the NSWEC provides figures showing the result of counts conducted at each polling place for the first preference vote for each candidate, and the result of the notional count for the two candidates considered most likely to receive the greatest number of votes. The figures provided on election night do not include any postal, pre-poll, absent or other declaration votes. These results are shown on election night from 6.30pm and progressively updated.

On the day after polling day, all the ballot papers from every polling place are recounted to ensure the election night count is accurate (the Check Count). Declaration votes are added progressively over the next few days with postal votes accepted up to Wednesday afternoon after election day at which point the final distribution of preferences is conducted to determine who is to be elected.

Scrutineers appointed by candidates are welcome to attend all counts.

In the Clarence By-election, the election night notional count for the two major candidates (Chris Gulaptis, National Party and Peter Ellam, Country Labor) was completed and placed on the NSWEC website on election night by 10.06pm. The count of postal votes and other declaration votes was finalised and the poll result announced on Wednesday 23 November 2011.

The distribution of votes and preferences for all candidates are provided in Table 2.

**Table 2: Final Results Clarence By-election  
19 November 2011**

Candidates	Votes	
WALKER, Wade Independent	979	
ELLEM, Peter Country Labor	12,098	
SCOTT-IRVING, Stewart Independent	372	
ROBINSON, David Australian Democrats (NSW Division)	272	
CAMAC, Bethany Christian Democratic Party (Fred Nile Group)	832	
GULAPTIS, Chris National Party	24,555	ELECTED
MEAD, Clinton Outdoor Recreation Party	1,066	
CAVANAUGH, Janet The Greens	3,099	
<b>Total Formal Votes</b>	<b>43,273</b>	
<b>Total Informal Votes</b>	<b>1,139</b>	
<b>Total Votes</b>	<b>44,412</b>	
<b>Absolute Majority</b>	<b>21,637</b>	

Note: Vote count includes Distribution of Preferences

More detailed information of the election night and other counts is available on the NSWEC's website [www.elections.nsw.gov.au](http://www.elections.nsw.gov.au)

## Declaration of the Poll

On Wednesday, 23 November 2011  
the Returning Officer declared Mr  
Chris Guplatis elected. A reproduction  
of the declaration of the poll is below.

### Legislative Assembly By-election District of Clarence

Held Saturday, 19 November 2011

### Result of By-election

On Wednesday, 23 November 2011 I returned to the speaker of the Legislative Assembly, the Honourable Shelley Hancock, MP, the writ for the election of the member for the Legislative Assembly District of Clarence.

The following candidate was elected:

**Chris GULAPTIS**

Detailed results are available from the  
NSW Electoral Commission website,  
[www.elections.nsw.gov.au](http://www.elections.nsw.gov.au)

Colin Barry, Electoral Commissioner

YOUR VOTE IS YOUR VOICE. BE HEARD.



Authorised by Colin Barry, Electoral Commissioner, Level 25, 201 Kent Street, Sydney, NSW 2000.



# Enforcement of Compulsory Voting

## Failure to Vote

Under electoral legislation, the NSWEC is required to issue 'failure to vote' notices to those electors whose names were not marked off the electoral roll as having voted or recorded as providing a valid excuse. The penalty for not voting in a State by-election is \$55. The funds generated from penalty notices are not collected by the NSWEC but directed to the consolidated fund held by NSW Treasury.

All electoral rolls marked at polling places or in the Returning Officer's office were scanned after election day to create a list of non-voters for the Clarence District.

The number of electors who could vote in the Clarence By-election but did not was 6,577 (12.6%). Of this group, 2,712 were excused from voting with the majority being absent from the district on polling day (1,218). There were 289 electors in the 'Religious Objector' category and 249 in the 'Sick' or 'Carer' category (non-voters can be excused under multiple categories).

Higher rates of non-voting tend to be a feature of by-elections as compared to State General elections.

To assist electors avoid this penalty in future elections, the penalty notice advises non-voters of the availability of the 'Voter Reminder Service'.



# Analysis

## 1. Comparison to 2011 NSW State Election and other State by-elections

### Participation and informality rates

For the 2011 NSW State Election in the Clarence District there were six candidates. The number of electors enrolled was 50,358, the voter turnout figure was 92.8% and the informality rate was 2.1%. At the November 2011 by-election, the enrolment figure had increased to 52,171 and the comparable participation and informality rates were 85.1% and 2.6%. Traditionally, participation rates tend to be lower in by-elections than general elections and informality rates higher.

Another means of assessing the conduct of the election is to compare it to other recent State by-elections. The participation and informality rate for the Clarence By-election were within the range for other recent State by-elections. The range of participation rates for the four State by-elections held in 2008 and one in 2010 was 80.4% to 88.2%. The range of informality rates for these same by-elections was 1.8% to 4.1%. The participation and informality rates for the Clarence By-election fell within these ranges and indicate that this by-election was comparable to other by-elections conducted by the NSWEC.

### Non-voters and penalty notices

The rate of penalty notices issued for the Clarence By-election was 12.6%. This is higher than the figures for most other recent by-elections as the following table shows. The increase partly arose from the decision to issue penalty notices for those non-voters who had been 'SmartRolled' for the Clarence By-election. This practice did not occur for the other by-elections as SmartRoll was not in place for these elections.

**Table 3: Non-voters and Penalty Notices (PN), Clarence By-election November 2011 frequency and percentages**

By-election	No. Roll	No. Non Voters	PNs issued	No. PN as % Roll
Clarence	52,171	8,204	6,577	12.6
Penrith	46,304	6,385	4,295	9.3
Cabramatta	50,383	8,261	4,422	8.8
Port Macquarie	48,198	6,849	3,250	6.7
Ryde	48,002	9,258	4,726	9.9
Lakemba	51,288	11,197	6,700	13.1

## 2. Availability of results of counting

The Clarence election night notional results provided stakeholders the first preference vote for each candidate, and the result of the notional count for the two candidates considered most likely to receive the greatest number of votes. These were posted progressively on the NSWEC's website from 6.30pm.

The Clarence By-election poll was declared Wednesday, 23 November 2011, following the close of the return



of postal votes and all such votes were counted. This was an elapsed time of four days from polling day. The range for the time between election day and declaration of the poll for the four 2008 by-elections was five to six days and four days for the Penrith By-election 2010.

**Table 4: Clarence By-election Results Provision and Targets, 19 November 2011**

Polling Places (44)	TARGET		ACTUAL	
	First Preference	Two Candidate Preferred	First Preference	Two Candidate Preferred
(8:30pm)	-	-	(68%)	(68%)
9:00pm	80%	60%	93.2%	88.6%
(9:40pm)	-	-	(100%)	(100%)
10:30pm	95%	80%	100%	100%
11:00pm	-	95%	100%	100%

### 3. Feedback from iVote Users

The aims of the online survey undertaken by the NSWEC at the Clarence By-election were to:

- understand the views of iVote users of their experience of using iVote
- identify improvements
- establish baseline measures that can be used to monitor the progress of iVote in meeting the expectations of users
- inform stakeholders of iVotes' capacity.

In addition, the NSWEC is committed to sharing the learning from such surveys with other jurisdictions. The survey questions were in most cases identical to the survey undertaken of iVote users following the March 2011 NSW State Election. This allowed comparisons to the feedback received at the 2011 NSW State Election held earlier in the year.

The feedback showed an increased usage of iVote amongst electors who were eligible. Of those who used iVote in the Clarence By-election, 83.8% did not use iVote in the 2011 State Election. The overall level of satisfaction was very high at 91.3% with almost two thirds (64.6%) saying that there was nothing the NSWEC could do to improve iVote.

98.1% would recommend iVote to others if iVote became more generally available. 84.3% believed that iVote should be available to more electors generally; 62.9% to electors currently using postal voting; while 67.4% felt it should be available to electors outside their electoral district on election day (multiple responses were allowed). 3.7% felt that eligibility should be reduced and 3.4% felt no change was required.

Over two thirds (68.1%) of iVote users used iVote because they were interstate or overseas on election day. 9.3% of respondents indicated that they used it because of a disability (25 respondents). Of iVote users with a disability (25), 16 reported that they were unable to vote or required assistance to vote in previous elections (61.5%).

Of the total respondents who had not voted in previous elections (142 including both users with or without a disability), almost one third (31.5%) would have been able to vote in previous elections if iVote had been available.

The main benefit of iVote for users was that it allowed them to vote when out of the State or country (69.6%). Other reported benefits included making voting easier (61.5%); providing greater convenience (40.7%); making voting more accurate (15.2%); providing



levels of independence and empowerment (10.7%); greater secrecy of vote cast (10%) and allowing users to vote (8.1%). 84.3% thought that iVote eligibility should be changed to allow more electors to use iVote (84.3%).

Nearly two thirds (64%) reported it took 5 minutes or less to vote using iVote with 88.6% in total saying it took less than 10 minutes. The longest voting took for any iVote user was over 30 minutes (4 users).

Satisfaction with the registration process for iVote was higher than for the State Election in March (81.4% compared to 77%) and almost all (97.0%) reported that they were able to successfully vote using iVote. 89.9% reported no technical problems with registering or voting using iVote. Of those who did experience a problem almost none said that this affected their confidence in the security of the iVote system (4/24).

Most users heard of iVote via the NSWEC's website 28.3%; newspapers 22.5% and family/friends 26.7%. 98% voted using online access while in the NSW State 2011 election 95% voted online.

Over half of users were over 55 years old (53.1%), 98.9% spoke English at home and 1.5% were of Aboriginal or Torres Strait Islander origin.

The survey findings show iVote provides greater access to the NSW electoral process more conveniently, and does so in a manner that empowers those who have a disability without engendering concerns about the security of votes.

This was the case even though iVote was not available to those electors who were out of the Clarence District on polling day but within NSW. No doubt if iVote had been available to this group of electors usage would be even higher.







# Appendices

## List of Appendices

Appendix A: Clarence By-election Elector Brochure .....	24
Appendix B: Clarence By-election Schedule of Advertising.....	26
Appendix C: Clarence By-election Copies of Advertisements .....	27
Appendix D: Clarence By-election Polling Places and Disability Access, November 2011 .....	31
Appendix E: Clarence By-election Ballot Paper .....	36

## Appendix A: Clarence By-election Elector Brochure




### Your guide to voting in **Clarence**

Your vote is your voice.  
**Be heard.**




Bring this brochure  
with you on election  
day. It will make  
voting easier.

Election Day Polling Places (continued)		
Locality	Voting Address	Accessibility
Harwood Island	Harwood Island Public School McKerrell Street	4
Iluka	Iluka Community Hall Spraygate Street	A
Junction Hill	Junction Hill SES Building Pine Street	1,4,5
Lawrence	Lawrence Public School High Street	4,5
Maclean	Maclean Civic Centre 48 Blair Street	4,5
Maclean	Maclean Hospital Community Health Conference Room, Union Street	4
Nymboids	Nymboids Public School Armidale Road	+
Palmer Island	Palmer Island Public School School Road	4,5
Baginbelle	Baginbelle Community Hall 14 Murray Street	+
Red Rock	Red Rock Multi-Use Centre Red Rock Road	3,4
South Crafon	Cliffbridge Public School Hyaks Street	+
South Crafon	St Stephen's Presbyterian Hall Wharf Street	4
South Crafon	South Crafon Public School Vee Street	1,4
Tuculha	Tuculha Hall Clarence Street	4,5
Ullmarra	Ullmarra Public School Pacific Highway	4,5
Whypore	Whypore Public Hall Summerland Way	1,4,5
Woodburn	Woodburn 1700A Rooms Beaver Street	3,4,5,7
Wood	Wood Public Hall Main Street	1,3,4,5
Woomah	Woomah Bush Fire Brigade Building Iluka Road	1,4,5
Yamba	Trunklands Drive Community Centre	
Yamba	Yamba Public School 50 Argonaut Road	4,5

**Legend** **Assisted Access**

- + Does not meet accessibility requirements
- 1 Path of travel from car park may be difficult
- 2 Access path does not meet standards
- 3 Building has lift and/or steps
- 4 No designated disabled parking spot
- 5 No disabled toilet
- 6 May have limited circulation space in voting area
- 7 Door width is between 760 - 800mm

 Full Wheelchair Access

T. Information correct as at 31 October 2011.

# Clarence By-election Saturday, 19 November 2011

This brochure contains important information about the election. It's particularly important to remember:

- Polling places will be open from 8.00am to 6.00pm on Saturday, 19 November 2011;
- Voting is compulsory for all enrolled electors in the electoral district of Clarence; and
- The penalty for not voting at the by-election is \$55.

## Do I need to vote?

You have received this brochure because you are enrolled in the Legislative Assembly District of Clarence. Voting is compulsory for all enrolled electors.

## Who do I vote for?

You will vote to elect a candidate to represent the electorate of Clarence in the NSW Legislative Assembly. The full list of candidates is available at our website or by calling us.

## Where can I vote?

On election day you can vote at the polling places listed in this brochure. Visit the NSWEC website for more details.

## What if I can't get to a polling place on election day?

Vote via internet or telephone  
If you are blind, vision impaired or have another disability, if you live more than 20km from a polling place or will be outside NSW on election day, you can apply to use the iVote system to cast your vote over the internet or the telephone. To apply visit [www.vote.nsw.gov.au](http://www.vote.nsw.gov.au) or call 1300 24 86 83 (from outside Australia call +612 9290 5287). Applications close 6.00pm EDST on Wednesday, 16 November 2011.

## Vote early in person

You may be eligible to cast a pre-poll vote. Pre-poll voting is available at the following locations and times:

**Clarence Returning Officer's Office**, 15 Prince Street, Clarence  
**Casino Community & Cultural Centre**, 35 Walker Street, Casino  
**Macleay Pre-Poll**, 213 River Street, Macleay  
Monday, 7 November to Friday, 11 November 2011 - 8.00 am to 6.00pm

Saturday, 12 November 2011 - 9.00am to 5.00pm  
Monday, 14 November to Wednesday, 16 November 2011 - 8.00am to 6.00pm  
Thursday, 17 November 2011 - 8.00am to 8.00pm  
Friday, 18 November 2011 - 8.00am to 6.00pm

## Queensland Electoral Commission:

Forestry House, Level 6, 160 Mary Street Brisbane

Monday, 7 November 2011 - Friday, 18 November 2011: 9.00am to 5.00pm (Queensland Time, Monday - Friday)

## Vote by post

Postal voting is also available for eligible voters. Application forms are available from [www.elections.nsw.gov.au](http://www.elections.nsw.gov.au) or by contacting the returning officer. Applications must be received by the returning officer by 6.00pm Wednesday, 16 November 2011 if sent from within Australia. Overseas applications must be received by 6.00pm Monday, 14 November 2011. Electors who are general postal voters will automatically be sent their ballot papers without further application.

## How to Vote

Place the number "1" in the square next to the person you want to see elected. If you want, you can then place the number "2" in the square next to your second choice candidate, the number "3" next to your third choice and so on. The directions will be printed on the ballot paper.

## Can I get assistance in any other language?

For assistance in a language other than English please call 13 14 50.

Information: [www.elections.nsw.gov.au](http://www.elections.nsw.gov.au)  
or call 1300 135 736

For hearing and speech impaired enquiries, call us via the National Relay Service on 13 36 77

Locality	Venue and Address	Accessibility
Baryulgil	Baryulgil Public School 7155 Darroch Way	+
Broadwater	Broadwater Community Hall Lisle Pitt Street	+
Brooms Head	Brooms Head Community Hall, Ocean Road	1, 3, 4
Casino	Casino Civic Hall 161 Catherine Street	1, 3, 4
Casino	Casino High School Queensland Road	4, 5
Casino	Casino Hospital Catherine Street	1, 3, 4
Casino	Casino West Public School Heatham Street	4, 5
Casino South	St Michael's Centre Centre Street	+
Chartersworth Island	Chartersworth Island Public School Chartersworth Road	1, 4, 5
Copmanshurst	Copmanshurst Public School Preston Street	+
Coral	Coral Public School 20 Adams Street	4
Corral	Corral Public School Corral Street	1, 3, 4
Crossing	Crossing Community Hall Armidale Road	4, 5
Creeper	Creeper Public School Clare Clarenc & St Andrew Street	1, 3, 4, 5
Dandurabin	Dandurabin Public School 76 Mount Street	1, 3, 4
Evens Head	Evens Head Community School Cypress Street	1, 4
Glennagh	Glennagh School of Arts Hall 62 Coramba Street	1, 3, 4
Grafton	Clarence Village Community Hall 194 Turf Street	4, 6
Grafton	Grafton Community Centre 39 Duke Street	1, 3, 4
Grafton	Grafton High School Fry Street	3
Grafton	Grafton Blue Hospital Arthur Street	1, 3, 4
Grafton	Grafton Scout Hall 365 Noble Street	+
Gulmarnah	Gulmarnah Public School Broome Head Road	5

Site accessibility legend over

Continued over



## Appendix B: Clarence By-election Schedule of Advertising

Publication	Advertisement Date
<b>Enrol to vote</b>	
Yamba Clarence Review	Wednesday, 19 October 2011
Casino Richmond River Express	Wednesday, 19 October 2011
Evans Head Rivertown Times	Thursday, 27 October 2011
Grafton Coastal Views	Thursday, 20 October 2011
Grafton Examiner	Tuesday, 18 October 2011
<b>Issue of Writ/ Nominations</b>	
Yamba Clarence Review	Wednesday, 2 November 2011
Casino Richmond River Express	Wednesday, 2 November 2011
Grafton Examiner	Friday, 28 October 2011
Register electoral material	
Yamba Clarence Review	Wednesday, 2 November 2011
Casino Richmond River Express	Wednesday, 2 November 2011
Evans Head Rivertown Times	Thursday, 3 November 2011
Grafton Coastal Views	Thursday, 3 November 2011
Grafton Examiner	Monday, 31 October 2011
<b>Early voting options - prepoll, postal , ivote</b>	
Yamba Clarence Review	Wednesday, 2 November 2011
Casino Richmond River Express	Wednesday, 2 November 2011
Grafton Coastal Views	Friday, 4 November 2011
Grafton Examiner	Monday, 31 October 2011
Yamba Clarence Review	Wednesday, 9 November 2011
Casino Richmond River Express	Wednesday, 9 November 2011
Evans Head Rivertown Times	Thursday, 10 November 2011
Grafton Coastal Views	Friday, 4 November 2011
Grafton Examiner	Monday, 7 November 2011
<b>iVote</b>	
Yamba Clarence Review	Wednesday, 2 November 2011
Casino Richmond River Express	Wednesday, 2 November 2011
Evans Head Rivertown Times	Thursday, 10 November 2011
Grafton Coastal Views	Thursday, 3 November 2011
Grafton Examiner	Tuesday, 1 November 2011
Grafton Examiner	Tuesday, 8 November 2011
Grafton Examiner	Monday, 14 November 2011
Grafton Examiner	Tuesday, 15 November 2011
<b>Remember to vote - no listing of polling places</b>	
Yamba Clarence Review	Wednesday, 16 November 2011
Casino Richmond River Express	Wednesday, 16 November 2011
Grafton Coastal Views	Thursday, 17 November 2011
Grafton Examiner	Wednesday, 16 November 2011
<b>Results</b>	
Grafton Examiner	Friday, 2 December 2011



## Appendix C: Clarence By-election Copies of Advertisements

# Legislative Assembly By-election District of Clarence Saturday, 19 November 2011

On Friday, 28 October 2011, I received from the Speaker of the Legislative Assembly, The Honourable Shelley Hancock MP, a Writ for the election of one Member of the Legislative Assembly for the Electoral District of Clarence. The Writ sets the following dates:

**Close of Nominations: 12 noon, Thursday, 3 November 2011**

**Election Day: Saturday, 19 November 2011**

Colin Barry, Electoral Commissioner

### How to nominate as a candidate

To nominate you must lodge a nomination form, child-related conduct declaration and a \$250 nomination deposit by 12 noon, Thursday, 3 November 2011 with the Returning Officer.

Nomination forms and the Handbook for Parties, Groups, Candidates and Scrutineers – Clarence State By-election are available from the Returning Officer or from the NSW Electoral Commission website [www.elections.nsw.gov.au](http://www.elections.nsw.gov.au)

For nomination enquiries please telephone **1300 135 736**.

#### Returning Officer details:

Cliff Mitchell

Returning Office: 15 Prince Street, Grafton 2460

Postal Address: PO Box 385 Grafton 2460

### Work at the election

If you are interested in working as an election official and you are on the electoral roll, please register your expression of interest online at [www.elections.nsw.gov.au](http://www.elections.nsw.gov.au)

**Information: [www.elections.nsw.gov.au](http://www.elections.nsw.gov.au)  
or call 1300 135 736**

For enquiries in languages other than English call our interpreting service 13 14 50. For hearing and speech impaired enquiries, call us via the National Relay Service on 13 36 77.

**YOUR VOTE IS YOUR VOICE. BE HEARD.**



Authorised by Colin Barry, Electoral Commissioner, Level 25, 201 Kent Street, Sydney, NSW 2000.



## REGISTER YOUR ELECTORAL MATERIAL

# Legislative Assembly By-election District of Clarence Saturday, 19 November 2011

Electoral material, including how to vote cards, to be distributed on election day by candidates, registered political parties or any person or organisation, must be registered.

Information about electoral material is available in the Handbook for Parties, Groups, Candidates and Scrutineers – Clarence State By-Election available from the NSW Electoral Commission or [www.elections.nsw.gov.au](http://www.elections.nsw.gov.au)

Applications to register electoral material should be forwarded to the NSWEC

---

Email: [howtovote@elections.nsw.gov.au](mailto:howtovote@elections.nsw.gov.au)

---

Fax: (02) 9290 5488

---

Mail: GPO BOX 832 Sydney NSW 2001

---

Deliver in person: Level 25, 201 Kent St Sydney 2000

---

Applications must be received **by 5 pm Friday, 11 November 2011**. Material received after the deadline will not be considered.  
Inquiries: **1300 135 736**

Electoral material distributed before election day is not required to be registered but must comply with electoral legislation.

**For more information call 1300 135 736  
or [www.elections.nsw.gov.au](http://www.elections.nsw.gov.au)**

For enquiries in languages other than English call our interpreting service 13 14 50. For hearing and speech impaired enquiries, call us via the National Relay Service on 13 36 77.

**YOUR VOTE IS YOUR VOICE. BE HEARD.**



Authorised by Colin Barry, Electoral Commissioner, Level 25, 201 Kent Street, Sydney, NSW 2000.



# Legislative Assembly By-election District of Clarence Saturday, 19 November 2011

## Early voting options

The Clarence State By-election is on Saturday, 19 November 2011. If you are a Clarence elector and can't get to a polling place, or you're out of the State on election day you may be eligible to vote early.

### Vote via the internet or telephone

If you are blind, vision impaired or have another disability, live more than 20km from a polling place or will be outside NSW on election day, you can apply to use the iVote system to cast your vote over the internet or the telephone.

To apply visit [iVote.nsw.gov.au](http://iVote.nsw.gov.au) or call 1300 2 iVote (1300 24 86 83) or from outside Australia call +612 9290 5287. Applications close 6:00pm EDST on Wednesday, 16 November 2011.

### Vote early in person

You may be eligible to cast a pre-poll vote from Monday, 7 November. Pre-poll voting is available at the following locations and times:

Clarence Pre-poll voting	Clarence Pre-poll voting hours - all venues:	
<b>Clarence Returning Officer's Office</b> 15 Prince Street Grafton	<b>Date</b>	<b>Hours</b>
	Monday, 7 to Friday, 11 November 2011	8am to 6pm
	Saturday, 12 November 2011	9am to 5pm
<b>Casino Community and Cultural Centre</b> 35 Walker Street Casino	Monday, 14 to Wednesday, 16 November 2011	8am to 6pm
	Thursday, 17 November 2011	8am to 8pm
<b>Macleod Pre-poll</b> 213 River Street Macleod	Friday, 18 November 2011	8am to 6pm
	Queensland Pre-poll voting	Queensland Pre-poll voting hours
<b>Queensland Electoral Commission Forestry House</b> Level 6, 160 Mary Street Brisbane	<b>Date</b>	<b>Hours</b>
	Monday, 7 November 2011 – Friday, 18 November 2011	9am to 5pm (QLD Time)

### Enrol or update your details when you vote

If you are not on the Clarence electoral roll or you are enrolled at an old address but now live in Clarence you can enrol or update your details and cast your pre-poll vote. Just bring your NSW photo driver licence or RTA photo ID card showing your current address, and Australian citizenship details if you were born overseas.

To check your enrolment details go to [www.elections.nsw.gov.au](http://www.elections.nsw.gov.au) or call 1300 135 736.

### Vote by post

You can vote by post by lodging a postal vote application with the Returning Officer by Monday, 14 November 2011 if you're overseas, or Wednesday, 16 November 2011 if you're in Australia. You can apply for a postal vote online at [www.elections.nsw.gov.au](http://www.elections.nsw.gov.au) or request one by calling us.

**REMEMBER VOTING IS COMPULSORY. THE FINE FOR NOT VOTING IS \$55.**

**For information: [www.elections.nsw.gov.au](http://www.elections.nsw.gov.au) or call 1300 135 736.**

For enquiries in languages other than English call our interpreting service 13 14 50. For hearing and speech impaired enquiries, call us via the National Relay Service on 13 36 77.

Elections NSW

**YOUR VOTE IS YOUR VOICE. BE HEARD.**



Authorised by Colin Barry, Electoral Commissioner, Level 25, 201 Kent Street, Sydney, NSW 2000.

# iVote

## Internet and Telephone voting for the Clarence State By-election

The following people can apply to cast their vote on the internet or over the telephone using the iVote system:

- People who are blind, have low vision or another disability
- People who are so physically incapacitated or illiterate that they need assistance to vote
- People who live more than 20km from a polling place, or are outside NSW on election day.

To apply now visit [iVote.nsw.gov.au](http://iVote.nsw.gov.au)  
or call **1300 2 iVote (1300 24 86 83)**.

Applications close 6:00pm EDST on  
**Wednesday, 16 November 2011.**

**For more information on your voting options  
visit [www.votensw.info](http://www.votensw.info) or call 1300 135 736.**

For enquiries in languages other than English call our Interpreting Service  
13 14 50. Hearing or speech impaired? Call us via the National Relay Service  
on 13 36 77.

**YOUR VOTE IS YOUR VOICE. BE HEARD.**



Authorised by Colin Berry, Electoral Commissioner, Level 25, 201 Kent Street, Sydney, NSW 2000.

## Legislative Assembly By-election District of Clarence Saturday, 19 November 2011

### Remember to Vote this Saturday.

**Saturday, 19 November is election day. Polling places  
are open from 8am to 6pm.**

A full list of polling places and candidates is available by  
visiting our website or calling us.

Pre-poll voting is available until 6pm on Friday, 18 November.  
Pre-poll locations and times are available on our website  
or by calling us.

**You can enrol or update your details when you vote.**  
All enrolled electors have been sent an elector brochure  
to their postal address. If you are not on the Clarence  
electoral roll or you are enrolled at an old address but now  
live in Clarence, you can enrol or update your details and  
vote on election day.

Just bring your NSW photo driver licence or RTA photo ID  
card showing your current address in the Clarence district,  
and your Australian citizenship or passport details if you  
were born overseas. To check your current enrolment details  
visit our website or call us.

**REMEMBER VOTING IS COMPULSORY.  
THE FINE FOR NOT VOTING IS \$55.**

**For information: [www.elections.nsw.gov.au](http://www.elections.nsw.gov.au)  
or call 1300 135 736.**

For enquiries in languages other than English call our interpreting  
service 13 14 50. For hearing and speech impaired enquiries,  
call us via the National Relay Service on 13 36 77.

**YOUR VOTE IS YOUR VOICE. BE HEARD.**



Authorised by Colin Berry, Electoral Commissioner, Level 25, 201 Kent Street, Sydney NSW 2000.





#### Appendix D: Clarence By-election Polling Places and Disability Access, November 2011

Premises	Address	Locality	Accessibility
Baryulgil Public School	7135 Clarence Way	Baryulgil NSW 2460	Does not meet accessibility requirements for electors with disabilities
Broadwater Community Hall	Little Pitt Street	Broadwater NSW 2472	<b>Assisted Access</b> No designated disabled parking spot
Brooms Head Community Hall	Ocean Road	Brooms Head NSW 2463	<b>Assisted Access</b> Building has lips and/or steps No designated disabled parking spot Path of travel from car park may be difficult
Casino Civic Hall	161 Canterbury Street	Casino NSW 2470	<b>Fully Wheelchair Accessible</b>
Casino High School	Queensland Road	Casino NSW 2470	<b>Assisted Access</b> No designated disabled parking spot No disabled toilet
Casino Hospital	Canterbury Street	Casino NSW 2470	<b>Fully Wheelchair Accessible</b>
Casino West Public School	Hotham Street	Casino NSW 2470	<b>Assisted Access</b> No designated disabled parking spot No disabled toilet
Chatsworth Island Public School	Chatsworth Road	Chatsworth Island NSW 2469	<b>Assisted Access</b> No designated disabled parking spot No disabled toilet Path of travel from car park may be difficult
Clarence Village Community Hall	194 Turf Street	Grafton NSW 2460	<b>Assisted Access</b> May have limited circulation space in voting area No designated disabled parking spot
Copmanhurst Public School	Prescott Street	Copmanhurst NSW 2460	Does not meet accessibility requirements for electors with disabilities
Coraki Public School	50 Adams Street	Coraki NSW 2471	<b>Assisted Access</b> No designated disabled parking spot

Premises	Address	Locality	Accessibility
Corindi Public School	Coral Street	Corindi NSW 2456	<b>Assisted Access</b>  Building has lips and/or steps No designated disabled parking spot Path of travel from car park may be difficult
Coutts Crossing Coronation Hall	Armidale Road	Coutts Crossing NSW 2460	<b>Assisted Access</b>  No designated disabled parking spot No disabled toilet
Cowper Public School	Corner Clarence & Samuel Streets	Cowper NSW 2460	<b>Assisted Access</b>  Building has lips and/or steps No designated disabled parking spot No disabled toilet Path of travel from car park may be difficult
Dundurrabin Public School	70 Mount Street	Dundurrabin NSW 2453	<b>Assisted Access</b>  Building has lips and/or steps No designated disabled parking spot Path of travel from car park may be difficult
Evans River Community School	Cypress Street	Evans Head NSW 2473	<b>Assisted Access</b>  No designated disabled parking spot Path of travel from car park may be difficult
Gillwinga Public School	Hyde Street	South Grafton NSW 2460	Does not meet accessibility requirements for electors with disabilities
Glenreagh School of Arts Hall	62 Coramba Street	Glenreagh NSW 2450	<b>Assisted Access</b>  Building has lips and/or steps No designated disabled parking spot Path of travel from car park may be difficult
Grafton Base Hospital	Arthur Street	Grafton NSW 2460	<b>Fully Wheelchair Accessible</b>
Grafton Community Centre	59 Duke Street	Grafton NSW 2460	<b>Fully Wheelchair Accessible</b>
Grafton High School	Fry Street	Grafton NSW 2460	<b>Assisted Access</b>  Building has lips and/or steps



Premises	Address	Locality	Accessibility
Grafton Scout Hall	365 Dobie Street	Grafton NSW 2460	Does not meet accessibility requirements for electors with disabilities
Gulmarrad Public School	Brooms Head Road	Gulmarrad NSW 2463	<a href="#">Assisted Access</a>  No disabled toilet
Harwood Island Public School	Morpeth Street	Harwood Island NSW 2465	Does not meet accessibility requirements for electors with disabilities
Iluka Community Hall	Spencer Street	Iluka NSW 2466	<a href="#">Assisted Access</a>  No designated disabled parking spot
Junction Hill SES Building	Pine Street	Junction Hill NSW 2460	<a href="#">Assisted Access</a>  No designated disabled parking spot No disabled toilet Path of travel from car park may be difficult
Lawrence Public School	High Street	Lawrence NSW 2460	<a href="#">Assisted Access</a>  No designated disabled parking spot No disabled toilet
Macleay Civic Centre	48 River Street	Macleay NSW 2463	<a href="#">Assisted Access</a>  No designated disabled parking spot No disabled toilet
Macleay Hospital Community Health Conference Room	Union Street	Macleay NSW 2463	<a href="#">Assisted Access</a>  No designated disabled parking spot
Nymboida Public School	Armidale Road	Nymboida NSW 2460	Does not meet accessibility requirements for electors with disabilities
Palmer Island Public School	School Road	Palmer Island NSW 2463	<a href="#">Assisted Access</a>  No designated disabled parking spot No disabled toilet
Rappville Community Hall	14 Murray Street	Rappville NSW 2469	Does not meet accessibility requirements for electors with disabilities
Red Rock Multi-Use Centre	Red Rock Road	Red Rock NSW 2456	<a href="#">Assisted Access</a>  No designated disabled parking spot Path of travel from car park may be difficult

Premises	Address	Locality	Accessibility
South Grafton Public School	Vere Street	South Grafton NSW 2460	<b>Assisted Access</b>  No designated disabled parking spot Path of travel from car park may be difficult
St Michael's Centre	Centre Street	Casino South NSW 2470	Does not meet accessibility requirements for electors with disabilities
St Stephens Presbyterian Hall	Wharf Street	South Grafton NSW 2460	<b>Assisted Access</b>  No designated disabled parking spot
Treelands Drive Community Centre	Treelands Drive	Yamba NSW 2464	Fully Wheelchair Accessible
Tucabia Hall	Clarence Street	Tucabia NSW 2462	<b>Assisted Access</b>  No designated disabled parking spot No disabled toilet
Ulmarra Public School	Pacific Highway	Ulmarra NSW 2462	<b>Assisted Access</b>  No designated disabled parking spot No disabled toilet
Whiporie Public Hall	Summerland Way	Whiporie NSW 2469	<b>Assisted Access</b>  No designated disabled parking spot No disabled toilet Path of travel from car park may be difficult
Woodburn CWA Rooms	River Street	Woodburn NSW 2471	<b>Assisted Access</b>  Building has lips and/or steps Door width less than 760mm No designated disabled parking spot No disabled toilet
Wooli Public Hall	Main Street	Wooli NSW 2462	<b>Assisted Access</b>  Building has lips and/or steps No designated disabled parking spot No disabled toilet Path of travel from car park may be difficult



Premises	Address	Locality	Accessibility
Woombah Bush Fire Brigade Building	Iluka Road	Woombah NSW 2469	<b>Assisted Access</b>  No designated disabled parking spot No disabled toilet Path of travel from car park may be difficult
Yamba Public School	39 Angourie Road	Yamba NSW 2464	<b>Assisted Access</b>  No designated disabled parking spot No disabled toilet

## Appendix E: Clarence By-election Ballot Paper

**Ballot Paper**  
Legislative Assembly Election – Electoral District of  
**Clarence**  
Held on 19 November 2011

**DIRECTIONS FOR VOTING**  
**PLEASE READ CAREFULLY**

- Write the number **1** in the square next to the candidate of your choice.
- You can show more choices, if you want to, by writing numbers in the other squares, starting with the number **2**.
- Fold this ballot paper so your vote cannot be seen and place it in the ballot box (or in the envelope provided).

### CANDIDATES

- WALKER, Wade**  
INDEPENDENT
- ELLEM, Peter**  
COUNTRY LABOR
- SCOTT-IRVING, Stewart**  
INDEPENDENT
- ROBINSON, David**  
AUSTRALIAN DEMOCRATS (NSW DIVISION)
- CAMAC, Bethany**  
CHRISTIAN DEMOCRATIC PARTY (FRED NILE GROUP)
- GULAPTIS, Chris**  
NATIONALS
- MEAD, Clinton**  
OUTDOOR RECREATION PARTY
- CAVANAUGH, Janet**  
THE GREENS

**You must not take a ballot paper out of the polling place**



## References

Australian Bureau of Statistics '2006 Census QuickStat; Clarence (State Electoral District)'.  
New South Wales Electoral Commission, 'Report on the Conduct of the NSW State Election 2011', Report to the NSW Parliament Joint Standing Committee on Electoral Matters, November 2011.