

Report on the conduct of the

2019 NSW State election



About this report

The report is written in two parts. Part one provides an overview of the 2019 NSW State election conducted by the NSW Electoral Commissioner. It includes the declared results, commentary on voting trends, election services provided by the Electoral Commission, technological innovations, staffing and an overview of the financial management of the election. Part one reviews the work and activities of the Electoral Commission statutory authority, which is responsible for the administration and enforcement of the *Electoral Funding Act 2018* and the enforcement of the *Electoral Act 2017*. This work, as it relates to the election, includes the registration of candidates, groups and third-party campaigners for campaign finance regulation purposes, the public funding of election campaigns of political parties and candidates and compliance operations undertaken during the election. Part one also includes recommendations for reform arising from the Electoral Commission's experience in conducting the election. The Electoral Commission's actions in response to relevant recommendations made by the Joint Standing Committee on Electoral Matters (JSCEM) in its *Report of the Joint Standing Committee on Electoral matters – Administration of the 2015 NSW election and related matters*, are summarised in Appendix A.

Part two provides information about each of the 93 electoral districts in New South Wales, including data on enrolment, vote types, staffing, venues and candidates for the 2019 NSW State election. In some districts, the number of registered candidates is not the same as the number of candidates who nominated. This is because some candidates registered for the purposes of accepting political donations or making payments for electoral expenditure as required by the *Electoral Funding Act 2018* but were not nominated as a candidate under the *Electoral Act 2017* and therefore did not contest the election. Under the *Electoral Funding Act 2018*, the political donations and electoral expenditure of these candidates must be managed and disclosed in the same way as those candidates who were successfully nominated for the election.

This report is supported by an independent research report from Colmar Brunton, which contains the measurement and evaluation of the satisfaction of election participants with the NSW Electoral Commission's conduct of the 2019 State election and the services offered.

ISSN 1835-3312 (Print) ISSN 1835-3282 (Online) Copyright © State of New South Wales through the New South Wales (NSW) Electoral Commission 2019. No part of this report may be reproduced by any process, except in accordance with the *Copyright Act 1968*. Please address all enquiries to the NSW Electoral Commission.

The term iVote refers to the iVote internet and telephone voting system. iVote® is a registered trade mark of the State of New South Wales (NSW Electoral Commission).

This report was produced using internal resources, and can be downloaded from elections.nsw.gov.au

NSW Electoral Commission

Address: Level 25, 201 Kent Street, SYDNEY NSW 2000

Postal: GPO Box 832, SYDNEY NSW 2001

Office hours: Monday – Friday, 9am – 5pm

T: +61 2 9290 5999 | F: +61 2 9290 5991 | elections.nsw.gov.au

Contents

Foreword from the Electoral Commissioner	6
About the NSW Electoral Commission	7
Relationship to Parliament.....	7
2019 NSW State election at a glance	8
Election results.....	9
NSW State election, 23 March 2019	9
The new legislative framework.....	11
The <i>Electoral Act 2017</i>	11
The <i>Electoral Funding Act 2018</i>	12
Summary of new measures introduced for the 2019 election	13
Online disclosure of pre-election donations.....	13
Online registers of candidates and third-party campaigners.....	13
Centralised vote count centres	13
Online nominations.....	13
Online registration of electoral material	13
Preliminary scrutiny for postal voting	14
Closer engagement with other agencies to support a safe and secure election.....	14
Summary of proposals for legislative or policy change by Government	15
Legislative Council ballot paper scanning.....	15
A voting period rather than an election day	15
Postal vote savings provision	15
Size of Legislative Council ballot paper	15
Clarifying expenditure rules for overlapping federal and State election campaigns.....	15
CPI adjustment of public funding amounts for the Election Campaigns Fund.....	16
Funding model redesign	16
Summary of proposals for administrative change by the Electoral Commission	17
iVote self-service password reset	17
Shorter iVote application period.....	17
Automated postal vote applications communication.....	17
Further provision of all-district voting centres	17
Conduct of the initial Legislative Council count.....	17
Key dates during the election period	18
Statistical overview of the 2019 NSW election	19
Voters – enrolment and voting channels	19
Political participants – registrations and nominations	20

NSW State election trends	23
Voter trends – enrolment and turnout.....	23
Metro, regional and country trends.....	27
Political participant trends – nominations	28
Evaluation of the conduct of the election	29
Encouraging participation in democracy	30
Integrated communications strategy	30
Voter awareness campaign.....	30
Media engagement	34
Communications to political participants.....	34
Stakeholder engagement and resources	35
Vote Talk broadcasts on multicultural radio.....	35
How-to-vote video for people with intellectual disability.....	35
Auslan videos and interpreters on election day.....	36
Multi-lingual election staff	36
Accessible materials at voting centres	36
Core elector satisfaction survey results	37
Managing the election	38
Financial management	38
NSW State election budget and expenditure.....	38
NSW Electoral Commission funding model.....	39
Staffing the election	41
Election workforce.....	41
Post-election review	43
Staff satisfaction survey results	44
Venues and logistics	45
Collaboration with emergency services and government agencies	45
Venues.....	46
Logistics	47
Workplace health and safety	49
Staff wellbeing	49
Venue safety.....	49
Incidents and injuries	50
Workers’ compensation.....	50
Supporting Electoral Commission staff.....	50
Post-election review	50
Counting and election results	51
Legislative Assembly timeline.....	51

Legislative Council timeline	52
Voting centre processes for the 2019 NSW State election	52
Conduct of the initial Legislative Council ballot paper count.....	53
Customer satisfaction survey results.....	54
Election service delivery	55
Information and technology services.....	55
Engagement with external cyber specialists	55
Electronic mark-off service interruption	55
Post-election review.....	56
Voting channels.....	57
Enrolment votes	57
Early voting	57
Post-election review.....	68
Voting and count centre service delivery	70
Centralised postal vote application processing.....	70
Centralised count centres	70
Services for political participants.....	72
Candidates, groups and registered political parties	72
Services to scrutineers.....	73
Customer satisfaction survey results.....	73
Innovation and customer focus.....	74
Digital services	74
Website redesign: elections.nsw.gov.au	74
Online registration of electoral material	75
iVote	76
Post-election review.....	81
Customer satisfaction survey results.....	81
Online nominations system	82
Election reminder service.....	83
Electoral enquiry centre	84
Call volume, line quality and wait times	85
Post-election review.....	85
Funding, disclosure and compliance	86
Public funding – Election Campaigns Fund.....	86
Caps on electoral expenditure	88
Caps on political donations	89
Disclosure of political donations and electoral expenditure	89
Post-election review.....	90

Compliance operations	91
Post-election review	93
Appendices	94
Appendix A : The Commission’s response to the JSCEM recommendations.....	95
Appendix B : NSW Electoral Commission election service charter	104
Appendix C : Candidates elected to the Legislative Council, 2019 NSW State election	105
Appendix D : Candidates elected to the Legislative Assembly, 2019 NSW State election.....	106
Appendix E : Enrolment, eligible population and enrolment rate by jurisdiction	110
Appendix F : Enrolment trends by district (2015, 2019).....	111
Appendix G : Political parties registered and nominations for Legislative Assembly and Legislative Council, 2019 State election.....	115
Appendix H : Number of Legislative Assembly nominations by electoral district, 2019 State election ..	117
Appendix I : Candidates nominated for Legislative Assembly, 2019 State election.....	118
Appendix J : Candidates nominated for the Legislative Council, 2019 NSW State election.....	139
Appendix K : Informality at 2011, 2015 and 2019 State elections (by NSW electoral district).....	150
Appendix L : Legislative Council Count Centre processes	154
Appendix M : 2019 NSW State election research methodology	156
Appendix N : Eligibility criteria of each voting stream.....	160
Appendix O : NSW population versus enrolment growth, State elections 1995 to 2019.....	162
Appendix P : Languages spoken by election staff.....	163
Appendix Q : NSW State register of third-party campaigners	164
Glossary	166

Foreword from the Electoral Commissioner

The NSW State election on Saturday, 23 March 2019 elected the 57th Parliament of New South Wales, including the 93 seats in the Legislative Assembly and 21 of the 42 seats in the Legislative Council.

Under the provisions of the *Electoral Act 2017*, as Electoral Commissioner for New South Wales I have conducted a review of the administration of the 2019 NSW State election. This report reflects the outcomes of that review.

The 2019 State election was conducted within the new legislative framework introduced by the *Electoral Act 2017* and *Electoral Funding Act 2018*. The *Electoral Act 2017* replaced the *Parliamentary Electorates and Elections Act 1912*, which had governed the conduct of New South Wales elections for more than a century. The *Electoral Funding Act 2018*, which replaced the *Election Funding, Expenditure and Disclosures Act 1981*, introduced major reforms to the funding and disclosure regime for political participants in New South Wales.

I am grateful to the staff of the NSW Electoral Commission and the political participants and voters of New South Wales who contributed to the successful conduct of this election.



John Schmidt
Electoral Commissioner for New South Wales

About the NSW Electoral Commission

A three-member independent statutory body called the NSW Electoral Commission is established under the *Electoral Act 2017*. The Act also establishes the independent office of the NSW Electoral Commissioner. The statutory body and the Electoral Commissioner have distinct but complementary statutory functions for delivering elections and regulating participation in the political process.

The Electoral Commissioner is an *ex officio* member of the NSW Electoral Commission. The Governor of New South Wales appoints two other members, one of whom is also appointed as Chairperson. The Governor may also appoint a deputy to an appointed member. The primary responsibilities of the NSW Electoral Commission statutory body are to:

- enforce the electoral laws
- approve or decline the payment of public funds to eligible political participants
- commence prosecutions for breaches of electoral laws
- conduct and promote research into electoral matters.

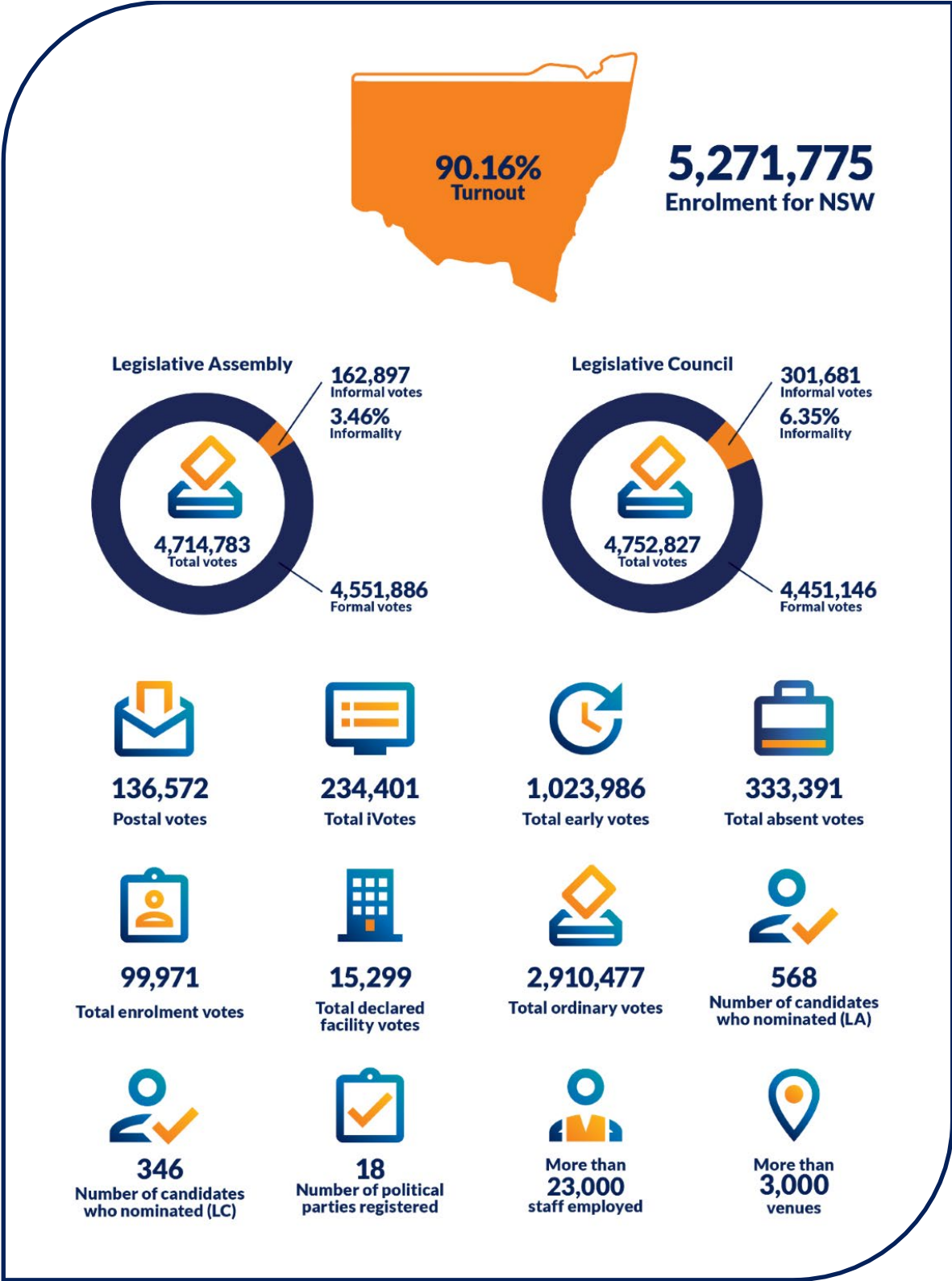
The primary statutory function of the NSW Electoral Commissioner is to conduct elections in the State. The three-member Electoral Commission and the Electoral Commissioner are supported in carrying out their statutory functions by a staff agency, also known as the NSW Electoral Commission.

The NSW Electoral Commission agency is a NSW Public Service staff agency under the *Government Sector Employment Act 2013*. The three-member NSW Electoral Commission provides advice to the Electoral Commissioner when requested, but cannot direct the staff agency (which is led by the Electoral Commissioner) or the conduct of elections. References to the NSW Electoral Commission in this report may be to either the three-member statutory body or the Public Service staff agency, as the context requires.

Relationship to Parliament

As a public sector agency, the NSW Electoral Commission is required to report to Parliament on its work and activities. In addition, the Parliament's Joint Standing Committee on Electoral Matters inquires into, and reports on, electoral laws and practices and the spending and public funding of political parties.

2019 NSW State election at a glance



Source: NSW Electoral Commission. Legislative Assembly and Legislative Council data, the highest figure is reported.

Election results

NSW State election, 23 March 2019

Legislative Assembly

- Enrolment at close of rolls: 5,271,775
- Votes cast: 4,714,783
- Informal votes: 162,897
- Informality rate: 3.46 per cent

Table 1: Legislative Assembly summary of results by affiliation

Affiliation	First preference votes	% of first preference votes	Seats won
Animal Justice Party	68,802	1.51	0
Australian Conservatives (NSW)	22,590	0.50	0
Australian Labor Party (NSW Branch)	1,179,493	25.91	32
Christian Democratic Party (Fred Nile Group)	36,575	0.80	0
Country Labor Party	336,650	7.40	4
Flux NSW	698	0.02	0
Keep Sydney Open Party	69,076	1.52	0
Liberal Democratic Party	10,530	0.23	0
National Party of Australia – NSW	436,806	9.60	13
Pauline Hanson's One Nation	49,948	1.10	0
Shooters, Fishers and Farmers Party (NSW) Incorporated	157,636	3.46	3
SocialistAlliance	1,208	0.03	0
Sustainable Australia (NSW)	69,831	1.53	0
The Greens NSW	435,401	9.57	3
The Liberal Party of Australia, New South Wales Division	1,456,010	31.99	35
The Small Business Party	3,355	0.07	0
Independent	217,277	4.77	3
Total	4,551,886	100.00	93

Source: NSW Electoral Commission. See Appendix D on page 106 for the full list of candidates elected.

Legislative Council

- Enrolment at close of rolls: 5,271,775
- Votes cast: 4,752,827
- Informal votes: 301,681
- Informality rate: 6.35 per cent

Table 2: Legislative Council summary of results by affiliation

Group	Group / Party Name	Total formal votes	% of formal votes	Seats won
A	Shooters, Fishers and Farmers Party (NSW) Incorporated	246,477	5.54	1
B	Socialist Alliance	14,194	0.32%	0
C	Sustainable Australia (NSW)	65,102	1.46%	0
D	The Greens NSW	432,999	9.73%	2
E	Animal Justice Party	86,713	1.95%	1
F	Advance	3,928	0.09%	0
G		6,543	0.15%	0
H		322	0.01%	0
I	Flux NSW	16,212	0.36%	0
J	Australian Labor Party (NSW Branch)/Country Labor Party	1,321,449	29.69%	7
K	The Liberal Party of Australia, New South Wales Division/National Party of Australia - NSW	1,549,751	34.82%	8
L		11,793	0.26%	0
M	Australian Conservatives (NSW)	26,303	0.59%	0
N	Keep Sydney Open Party	81,508	1.83%	0
O	Liberal Democratic Party	96,999	2.18%	0
P	Voluntary Euthanasia Party	46,971	1.06%	0
Q	Christian Democratic Party (Fred Nile Group)	101,328	2.28%	0
R	The Small Business Party	30,409	0.68%	0
S		3,207	0.07%	0
T	Pauline Hanson's One Nation	306,933	6.90%	2
	Ungrouped candidates	2,005	0.05%	0
	Total	4,451,146	100.00	21

Source: NSW Electoral Commission. Groups G, H, L, and S were not entitled to a group name on the ballot paper. See Appendix C on page 105 for the full list of candidates elected.

The new legislative framework

Significant changes to the legislative framework under which the Electoral Commission operates were implemented for the 2019 NSW State election.

The *Electoral Act 2017* replaced the *Parliamentary Electorates and Elections Act 1912*, which had governed the conduct of New South Wales elections for more than a century. The *Electoral Act 2017* sets out how elections to the Parliament of New South Wales are conducted and reflects modern electoral practices and advances in technology.

The *Electoral Funding Act 2018* introduced major reforms to the funding and disclosure regime for political participants (candidates, groups, elected members, political parties, associated entities, third-party campaigners and donors) in New South Wales. These changes include the way campaign finances are managed, and when and how often political donations and funding activities must be disclosed. The Act replaced the *Election Funding, Expenditure and Disclosures Act 1981*.

In January 2019, the High Court found that the new third-party campaigner caps under the *Electoral Funding Act 2018* were invalid¹. On 8 February 2019, the Government made an amending regulation so that the expenditure caps that applied to third-party campaigners at the 2015 NSW State election applied to the 2019 NSW State election.

The Electoral Act 2017

The *Electoral Act 2017* covers all aspects of the election process, including party registration, candidate nomination and the conduct of elections. The Act commenced on 1 July 2018, and was operational for the 2019 State election.

Key changes

- The writ for a State election now issues on the Monday after the Legislative Assembly expires.
- Nominations by candidates at a State election may be made earlier, that is, from the Monday before the issue of the writ.
- The deposit required for nominating as a candidate for an election can be paid by electronic funds transfer (EFT), or in a manner approved by the Electoral Commissioner, and not just by cash or cheque.
- The criteria that enable a voter to be permitted to vote at an early voting centre are now consistent with the criteria for voting by post.
- The eligibility to use technology-assisted voting (iVote) has been expanded to include silent electors.
- Silent electors are no longer required to complete a declaration vote, but can cast an ordinary vote.
- The Electoral Commissioner is designated as the returning officer, responsible for the conduct and administration of all parliamentary elections.
- Declaration votes can be counted at a centralised location, which reduces the need for transporting ballot papers, making it easier to track ballot papers and maintain ballot security.
- The number of nominators required for Independent Legislative Assembly and Legislative Council candidates has increased from 15 to 25.

¹ *Unions NSW & ORS v State of New South Wales* [2019] HCA 1

The Electoral Funding Act 2018

The *Electoral Funding Act 2018* commenced on 1 July 2018. The new Act repealed and replaced the *Election Funding, Expenditure and Disclosures Act 1981*. While many of the requirements under the former Act remain in place under the new Act, there are a number of new requirements.

Key changes

- State election candidates, groups and elected members are no longer required to have an official agent responsible for the management and disclosure of political donations and electoral expenditure. The party agent of a party that is registered for State elections is now the person responsible for the management and disclosure of political donations and electoral expenditure for an elected member, candidate or group that is a member of the party. All other elected members, candidates and groups at the State election are responsible for their own political donations and electoral expenditure.
- Associated entities are required to be registered before making payments for electoral expenditure incurred during the capped State expenditure period for the election.
- Political donations of \$1,000 or more, made or received in the lead-up to the election are required to be disclosed within 21 days.
- Exemptions from the donation caps were introduced to enable certain candidates to make donations to their party or Legislative Council group.
- Limits on indirect campaign contributions have been brought into line with the caps on political donations.
- Disclosures of political donations or electoral expenditure and claims for payment no longer need to be accompanied by a certificate issued by a registered company auditor. The NSW Electoral Commission has broad powers to undertake audits, and electoral participants must comply with the Electoral Commission's requests during the conduct of an audit.
- The 'dollar per vote' model for the public funding of election campaigns was retained as it was for the 2015 NSW State election.
- Registers kept for the election, including the Register of Candidates and Register of Third-party Campaigners, are published on the NSW Electoral Commission website.

Summary of new measures introduced for the 2019 election

The 2019 NSW State election was the first to be conducted under the *Electoral Act 2017* and subject to the provisions of the *Electoral Funding Act 2018*. These Acts enabled the Electoral Commission to develop and implement a range of improvements to the products and services provided at the election.

In addition to improvements arising from the modernised legislative framework, the Electoral Commission also developed closer inter-agency and inter-jurisdictional collaborative arrangements to ensure that the election was conducted safely and electoral integrity was maintained.

Online disclosure of pre-election donations

An online publication system was developed and implemented for the disclosure of reportable political donations in the lead-up to the State election. Under the *Electoral Funding Act 2018*, reportable political donations made or received in the six month pre-election period are required to be disclosed within 21 days and published on the Electoral Commission's website.

Online registers of candidates and third-party campaigners

As required by the *Electoral Funding Act 2018*, registers were published of candidates, groups, third-party campaigners and official agents as their registrations were received.

Centralised vote count centres

The *Electoral Act 2017* provides that declaration votes can be counted at a centralised location, which reduced the need for transporting ballot papers, making it easier to track ballot papers and maintain ballot security.

Online nominations

The Electoral Commission developed and implemented an online nominations management system, which enabled candidates and registered political parties to prepare and lodge their nominations online, including the online payment of the nomination deposit for the 2019 NSW State election.

Online registration of electoral material

The Electoral Commission developed and implemented a system to enable candidates, registered political parties, third-party campaigners and members of the public to register their electoral material (how-to-vote cards) online for approval by the Electoral Commissioner for distribution on election day.

Registered electoral material was displayed on the Electoral Commission website from Monday prior to election day.

Preliminary scrutiny for postal voting

The *Electoral Act 2017* introduced preliminary scrutiny of postal vote envelopes/certificates from five days before election day. This reform allowed the Centralised Postal Vote Count Centre to commence preliminary scrutiny from the Monday before election day. Previously, this function could not commence until election day.

Closer engagement with other agencies to support a safe and secure election

The Electoral Commission worked closely with NSW Police, other NSW emergency and specialist services and Commonwealth agencies to ensure a safe and secure election in 2019. In particular, the Electoral Commission appreciated the engagement by NSW Police to help plan for the election event.

The Electoral Commission was also grateful for the support provided by the Commonwealth through its Electoral Integrity Assurance Taskforce (EIAT). The EIAT is comprised of various Commonwealth agencies with a responsibility for electoral matters, including security agencies. The Electoral Commission liaised closely with EIAT members to support the integrity of the State election. This included the provision of assistance to maintain cyber security of election systems and support for liaison with social media organisations. These collaborative arrangements were particularly important given the close proximity of the federal election to the NSW State election in 2019.

Summary of proposals for legislative or policy change by Government

This report contains a number of recommendations for changes to current electoral practice. The main proposed changes that require Government endorsement are summarised here, with cross-references to more detail in the report.

Legislative Council ballot paper scanning

The current manual Legislative Council ballot paper check count and data entry processes could be replaced with scanning technology. The Electoral Commission believes that scanning would provide an accurate, secure, high-performance and cost-effective solution to digitally capture the hand-written preferences on Legislative Council ballot papers. See Ballot paper scanning on page 54.

A voting period rather than an election day

In recognition of the increase in early voting at the 2019 NSW State election, and other recent Australian elections, the Electoral Commission would support legislative amendments to introduce a voting period rather than an election day. See Voting period versus an election day on page 68.

Postal vote savings provision

The Electoral Commission has identified that a number of postal ballot papers were excluded from the count because they were returned in the 'outer' postal envelope rather than first being inserted into the 'inner' envelope. The inner envelope is printed with a postal vote certificate that must be completed by the elector and a witness. One way of dealing with these votes would be to include a provision that a ballot paper may be accepted for scrutiny if the returning officer is satisfied that the completed postal vote certificate relates to that ballot paper. See Postal voting on page 68 for more details.

Size of Legislative Council ballot paper

It would appear that some electors find the size of the Legislative Council ballot paper challenging. The Electoral Commission suggests that consideration be given to offering electors a choice between a short-form ballot paper for electors who wish to vote above the line, and a longer-form ballot paper for electors who wish to vote below the line. See the Formality and informality section on page 65 for more details.

Clarifying expenditure rules for overlapping federal and State election campaigns

The *Electoral Funding Act 2018* would benefit from clarification about what it means for expenditure to be "substantially incurred" for a federal election and therefore not subject to the requirements for electoral expenditure under New South Wales laws. See Overlap of federal and State elections on page 90 for more detail.

CPI adjustment of public funding amounts for the Election Campaigns Fund

The *Electoral Funding Act 2018* should be amended so that the four-year period to determine the change in the CPI is calculated using the day by which the writs must be returned to the Governor, rather than the date the writs are actually returned to the Governor. This will provide certainty ahead of the election as to which CPI figures will be used. See Adjustment of public funding amounts for the Election Campaigns Fund on page 90 for more details.

Funding model redesign

The Electoral Commission recommends a new funding approach that recognises the NSW Electoral Commission staff agency is not simply an events-based organisation. The role of the Electoral Commission has changed considerably in recent years but the existing funding model is not compatible with the current nature of operations and scope of legislative functions.

The capacity of an electoral commission to deliver high-quality elections and exercise regulatory functions with integrity would be better supported by certainty and independence of funding, akin to the Victorian Electoral Commission's funding model. See NSW Electoral Commission funding model on page 39 for more details.

Summary of proposals for administrative change by the Electoral Commission

This report identifies a number of areas where changes could be made to the Electoral Commission's current electoral practices. Below is a summary of the main proposed changes, with cross references to where they are discussed in the body of the report.

iVote self-service password reset

A number of users found the iVote 10-character password difficult to remember and locked their account due to incorrect password attempts. To reset their password, users had to contact the Electoral Commission's election call centre. Consideration is being given to the introduction of a self-service function that would enable users to reset their own passwords. See Self-service password reset on page 81.

Shorter iVote application period

To minimise the incidence of forgotten passwords, consideration is being given to reducing the iVote application period prior to the commencement of voting. Another process improvement being considered is to enable eligible voters to apply to register and then vote in the same session, removing the need for a subsequent login. See Application period versus voting period on page 81.

Automated postal vote applications communication

The introduction of an automated status tracking module could provide voters with an email or SMS acknowledgement of receipt of their postal vote application, and efficiently communicate subsequent status updates for their application and the issue of their postal pack. The current postal voting system does not have automatically generated messaging and relies on Electoral Commission staff to manually interrogate the postal vote system for the information required to respond to voter queries and relay that to electors by phone or email. See Postal vote communication on page 68 for more information.

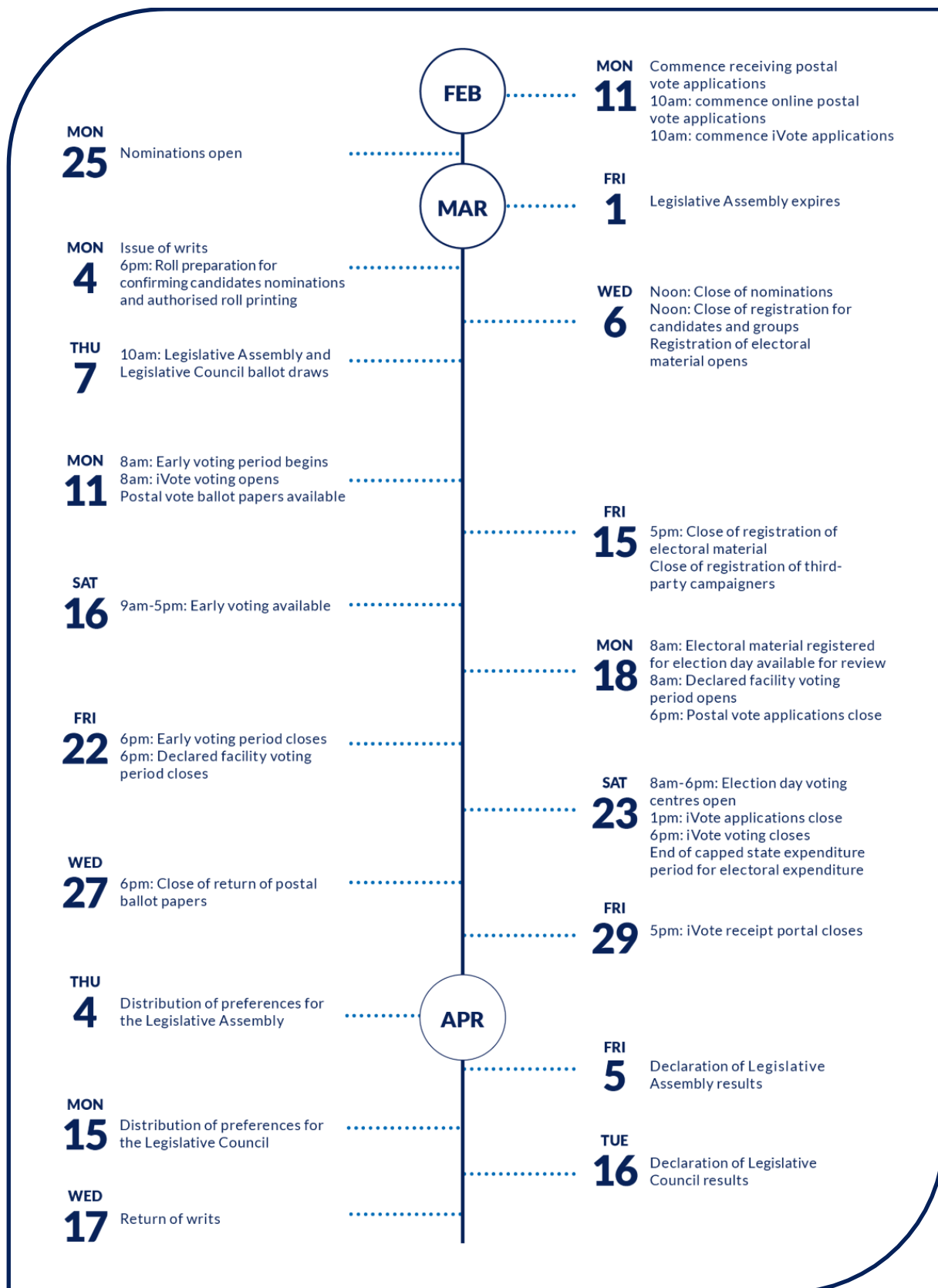
Further provision of all-district voting centres

In 2019, an all-district voting centre was implemented in a central Sydney CBD location to enable ease of voting for electors from across New South Wales. Consideration is being given to expanding multi-district Sydney metropolitan early voting and voting centres across the Greater Sydney region. See Multi-district voting centres on page 69.

Conduct of the initial Legislative Council count

Having regard to the Electoral Commission's concerns about workplace health and safety for staff in voting centres working excessive hours on election day and issues raised by the minor parties during the election, consideration is being given to not conducting an initial Legislative Council count on election night. See Conduct of the initial Legislative Council ballot paper count on page 53.

Key dates during the election period



Source: NSW Electoral Commission. Note: Candidate, group and third-party campaigner registrations for the 2019 NSW State election opened on the day of the 2015 NSW State election. The claimable period for the Election Campaigns Fund started 1 July 2018. The capped State expenditure period and the pre-election disclosure period for reportable donations began 1 October 2018.

Statistical overview of the 2019 NSW election

The NSW State election on Saturday, 23 March 2019 elected the 57th Parliament of New South Wales, including the 93 seats in the Legislative Assembly and 21 of the 42 seats in the Legislative Council.

The writs for the election were issued by His Excellency the Governor David Hurley AC DSC FTSE on Monday, 4 March 2019. The writs containing the names of the elected members of the Legislative Assembly and Legislative Council were returned to the Governor on Wednesday, 17 April 2019.

Voters – enrolment and voting channels

Table 3: Enrolment and voting channels used for NSW State elections (2019, 2015, 2011)

	2019	2015	2011
Enrolment for NSW	5,271,775	5,040,662	4,635,810
Turnout	90.16%	90.49%	92.60%
Total votes	4,714,783	4,561,234	4,290,595
Formal votes	4,551,886	4,404,334	4,153,335
Informal votes	162,897	156,900	137,260
Informality %	3.46%	3.44%	3.20%
Votes by channel			
Postal	136,572	203,625	245,411
iVote	234,401	283,669	46,862
Early (in person)	1,020,780	641,910	352,741
Absent	323,079	288,780	409,035
Enrolment**	-	41,978	20,960
Declared facility	15,094	14,278	14,880
Provisional/silent*	-	13,930	12,564
Enrolment/provisional**	83,463	-	-
Ordinary	2,901,394	3,073,064	3,188,142

Source: NSW Electoral Commission. *The *Electoral Act 2017* changed how silent electors vote at an election: silent electors are no longer required to complete a declaration vote, they now cast an ordinary vote. **Vote categories changed for the 2019 election: provisional/silent is no longer used and enrolment is now categorised as enrolment/provisional.

Political participants – registrations and nominations

Political participants include political parties, candidates, groups, elected members, third-party campaigners, associated entities and scrutineers.

The *Electoral Act 2017* prescribes the process for the nomination of candidates, the registration of political parties and the rules that apply to electoral material. The *Electoral Funding Act 2018* prescribes the registration of candidates, groups and third-party campaigners for campaign finance purposes and the rules for the management and disclosure of political donations and electoral expenditure.

Candidate and group registrations for campaign finance purposes

Candidates and groups that wished to accept political donations or make payments for electoral expenditure before being nominated for the 2019 NSW State election were required to first be registered under the *Electoral Funding Act 2018*. To be registered earlier than nomination, a candidate or group was required to make a valid application to the NSW Electoral Commission before the close of nominations at 12 noon on Wednesday, 6 March.

The details of registered candidates and groups were included in the Register of Candidates kept for the election and published on the NSW Electoral Commission's website (elections.nsw.gov.au). The registration of a candidate or group is a separate process to a candidate being nominated for the election in order to have their name included on a ballot paper.

All candidates and groups that did not apply to be registered prior to the close of nominations were automatically registered upon nomination. This means that from the close of nominations all nominated candidates and groups could lawfully accept political donations and make payments for electoral expenditure.

Table 4: Registered candidates and groups for the 2019 NSW State election

	Registered before the close of nominations	Registered at the close of nominations	Total number registered
Candidates	487	444	931
Legislative Council groups	5	15	20

Source: NSW Electoral Commission. Seventeen registered candidates were not nominated following their registration for the election. This means the number of candidate registrations does not equal the number of candidate nominations in some Legislative Assembly electoral districts. In some cases these candidates were not successfully nominated for the election. In other cases the candidates decided not to contest the election. These candidates are still required to manage and disclose political donations and electoral expenditure in accordance with the requirements of the *Electoral Funding Act 2018*.

Third-party campaigner registrations

A third-party campaigner includes an entity which or a person who (other than a political party, elected member, candidate, group of candidates or associated entity) incurs more than \$2,000 of electoral expenditure during the capped expenditure period for the election.

The electoral expenditure of a third-party campaigner is expenditure that has the dominant purpose of promoting or opposing a political party or candidate or influencing the vote at the election. The capped expenditure period for the 2019 State election commenced 1 October 2018 and ended on election day, 23 March 2019.

Third-party campaigners were required to be registered for the election with the NSW Electoral Commission. Sixty-four third-party campaigners registered for the 2019 NSW State election. Their details were included in the Register of Third-party Campaigners, published on the NSW Electoral Commission website (elections.nsw.gov.au). See Appendix Q on page 164.

Candidate nominations

The *Electoral Act 2017* provided for nomination forms and nomination deposits to be lodged from 8am on 25 February 2019; that is, the Monday prior to the issue of the writs. Nominations closed at 12 noon on Wednesday, 6 March 2019. The Act also provided for nominations and payment of the nomination deposit to be made online (see Online nominations system on page 82 for more information).

Alternatively, candidates and registered political parties could lodge their completed paper nomination forms and nomination deposits directly with the Electoral Commissioner or, for the Legislative Assembly, with the election manager for the district being contested.

Candidate nominations – Legislative Assembly

A total of 568 nominations were accepted for the Legislative Assembly over the 93 electoral districts in New South Wales. See Appendix I for a list of the candidates nominated.

Candidate nominations – Legislative Council

A total of 346 nominations were accepted for the Legislative Council. Twenty groups and eight ungrouped candidates appeared on the Legislative Council ballot paper. Sixteen of the groups were registered party groups while four of the groups were Independent. Two of the registered party groups were composite groups: Liberal/The Nationals group and Labor/Country Labor group. See Appendix J.

Registered political parties

As at the issue of the writs on Monday, 4 March, 18 political parties were registered under Part 6 of the *Electoral Act 2017* for the 2019 NSW State election (down from 19 in 2015).

Table 5: Registered political parties for the 2019 NSW State election

Party name	Party name
Advance Australia Party	National Party of Australia - NSW
Animal Justice Party	Pauline Hanson's One Nation*
Australian Conservatives (NSW)*	Shooters, Fishers and Farmers Party (NSW) Incorporated
Australian Labor Party (NSW Branch)	SocialistAlliance
Christian Democratic Party (Fred Nile Group)	Sustainable Australia (NSW)*
Country Labor Party	The Greens NSW
Flux NSW*	The Liberal Party of Australia, New South Wales Division
Keep Sydney Open Party*	The Small Business Party*
Liberal Democratic Party*	Voluntary Euthanasia Party (NSW)

Source: NSW Electoral Commission. *New party registrations for the 2019 NSW State election.

A political party can apply to be registered at any time. However, in order to receive the benefits of registration for the election, a party needed to be registered 12 months before the close of nominations. The benefits of party registration include:

- the party's name can appear next to the name of its endorsed candidate on the ballot paper
- the party is eligible to receive public funding for the administrative or policy development purposes of the party.

The NSW State Register of Parties is published on the NSW Electoral Commission website (elections.nsw.gov.au). (See Appendix G for the nominations by party and elections by party to the Legislative Assembly and Legislative Council).

NSW State election trends

Voter trends – enrolment and turnout

Table 6: Enrolment, turnout and informality at NSW State elections 2003–2019

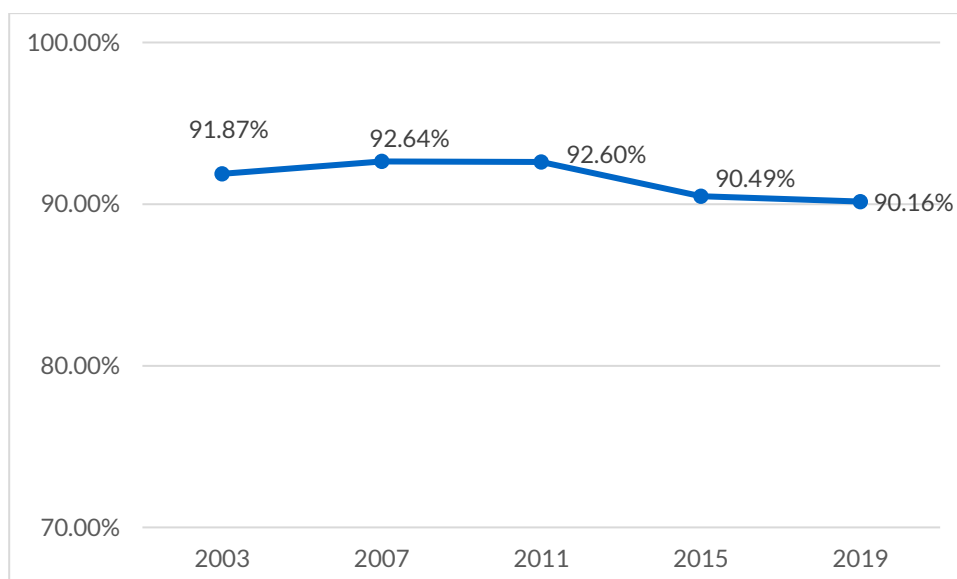
Election year	Enrolment	Turnout %	Informality %	Non-voter notices issued
2019	5,271,775	90.16	3.46	384,879
2015	5,040,662	90.49	3.40	368,740
2011	4,635,810	92.60	3.20	234,173
2007	4,374,029	92.64	2.77	152,091
2003	4,272,104	91.87	2.60	207,000

Source: NSW Electoral Commission.

Turnout

Enrolment and voting at elections is compulsory at NSW State elections. The turnout rate is the proportion of electors who voted in the election.

Figure 1: NSW State election turnout trend



Source: NSW Electoral Commission.

Enrolment

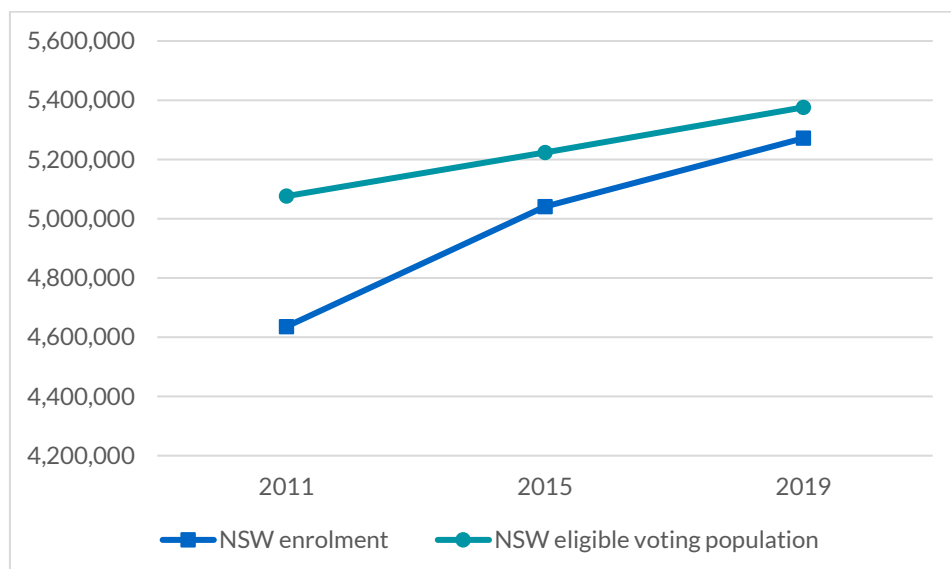
The enrolment figure of 5,271,775 for the 2019 NSW State election was an historical high, equating to an enrolment rate of 98 per cent of the estimated eligible voting population. See Appendix E on page 110 for the enrolment statistics of other jurisdictions.

Joint enrolment processes

The New South Wales electoral roll has benefited from a range of joint enrolment activities between the NSW Electoral Commission and the Australian Electoral Commission. These activities help to grow the New South Wales electoral roll and reduce roll divergence. The success of this relationship is evidenced by the State's high enrolment rate.

Roll divergence occurs where a voter has an entitlement on one electoral roll (for example, the New South Wales roll), but has a different or no entitlement on another other electoral roll (for example the federal roll). Roll divergence impacts roll integrity. The causes of roll divergence include different legislation and differences in the enrolment entitlements of certain electors. As at 31 March 2019, roll divergence has decreased in New South Wales to 33,532 voters, from a peak of 273,000 in August 2015.

Figure 2: NSW enrolment versus estimated eligible voting population (2011–2019)



Source: Statistics from AEC at 31 March 2015 and 31 December 2011. NSW enrolment for 2019 per NSW Electoral Commission as at 23 March 2019.

Table 7: NSW enrolment trends versus eligible voting population (2011–2019)

	2019	2015	2011
NSW enrolment	5,271,775*	5,040,662	4,635,810
NSW eligible voting population	5,376,076	5,223,443	5,076,310
NSW enrolment as a percentage of eligible voting population	98.06%	96.50%	91.32%

Source: Statistics from AEC at 31 March 2015 and 31 December 2011. *Per NSW Electoral Commission as at 23 March 2019.

Data on enrolment, eligible population and enrolment rate by Australian jurisdiction are available at Appendix E. Enrolment trends per district can be found at Appendix F.

Enrolment since the last electoral boundary redistribution

Enrolment growth has been especially pronounced in the western fringe of the Sydney metropolitan area. At the time of the 2019 State election, 16 districts (of the 93 Legislative Assembly districts) were outside the five per cent quota, with nine being over quota and seven under quota. An electoral district boundary redistribution is required to be conducted prior to the 2023 NSW State election. See Appendix O for historical data on NSW population versus enrolment growth.

Table 8: Districts over quota at the time of the 2019 State election

Electoral district	Enrolment at March 2019	Over quota %
Camden	70,554	24.32%
Londonderry	63,955	12.69%
Shellharbour	63,009	11.03%
Macquarie Fields	61,854	8.99%
Wollongong	60,917	7.34%
Heffron	60,655	6.88%
Maitland	60,410	6.45%
Riverstone	60,043	5.80%
Port Macquarie	60,011	5.74%

Source: NSW Electoral Commission.

Table 9: Districts under quota at the time of the 2019 State election

Electoral district	Enrolment at March 2019	Under quota (%)
Oatley	53,833	-5.14%
Seven Hills	53,783	-5.23%
Fairfield	53,716	-5.35%
Granville	53,576	-5.60%
Strathfield	53,500	-5.73%
Cootamundra	53,494	-5.74%
Kogarah	53,264	-6.15%

Source: NSW Electoral Commission.

Enrolment by age group

Enrolment rates increased in all age groups over the period 2015 to 2019, with 98.8 per cent of the estimated eligible population over the age of 25 being enrolled. In particular, the youth enrolment rate increased from 75 per cent in 2011, to 79.5 per cent in 2015 and 91.7 per cent in 2019.

Table 10: Enrolment rate by age category for NSW State elections

Age (age group)	Enrolment rate as at 31 Dec 2011	Enrolment rate as at 31 Mar 2015	Enrolment rate as at 31 Mar 2019
Youth			
18	28%	48.8%	67.4%
19	70%	65.7%	86.6%
20-24*	-	-	97.7%
20-25*	84%	87.6%	-
Total youth (18-24)*	-	-	91.7%
Total youth (18-25)*	75%	79.5%	-
All ages			
25-29*	-	-	96.9%
26-29*	87%	90.4%	-
30-34	90%	92.1%	98.0%
35-39	89%	94.2%	99.6%
40-44	94%	95.7%	99.9%
45-49	91%	95.0%	98.9%
50-54	95%	96.3%	98.0%
55-59	96%	96.2%	98.3%
60-64	96%	98.1%	99.0%
65-69	99%	99.4%	99.8%
70+	95%	97.5%	99.4%
Totals			
Total (25 and over)*	-	-	98.8%
Total (26 and over)*	93%	95.7%	-
Total (18 and over)	91%	93.6%	98.0%

Source: NSW Electoral Commission. *Instances of no data are due to a change in age range for the youth category.

Metro, regional and country trends

Voting patterns vary across the 93 New South Wales electoral districts. With regard to formality, there is no significant difference between regional and metropolitan areas. However, there are substantial differences across metropolitan Sydney – the districts with the highest and lowest formality are all in the Sydney metropolitan area.

Table 11: NSW electoral districts with the lowest informality rate

District	Informality rate %
North Shore	1.48
Balmain	1.56
Sydney	1.83
Vaucluse	1.83
Coogee	1.87

Source: NSW Electoral Commission. Legislative Assembly.

Table 12: NSW electoral districts with the highest informality rate

District	Informality rate %
Bankstown	6.15
Lakemba	6.13
Auburn	6.03
Fairfield	5.81
Liverpool	5.43

Source: NSW Electoral Commission. Legislative Assembly.

Turnout

Similarly, with regard to turnout, the districts with the highest and lowest turnout fall within the Sydney metropolitan region.

Table 13: NSW electoral districts with the highest turnout

District	Turnout rate %
Heathcote	93.95
Hornsby	92.92
Baulkham Hills	92.89
Camden	92.75
Castle Hill	92.59

Source: NSW Electoral Commission. Legislative Assembly.

Table 14: NSW electoral districts with the lowest turnout

District	Turnout rate %
Sydney	79.82
Vaucluse	83.05
Newtown	83.88
Heffron	84.69
Coogee	85.24

Source: NSW Electoral Commission. Legislative Assembly.

Political participant trends - nominations

Legislative Assembly nomination trends

Table 15: Legislative Assembly nominations for NSW State elections (1995 to 2019)

Election year	Number of candidates	Change from previous election
2019	568	4.92%
2015	540	8.43%
2011	498	-7.26%
2007	537	-18.63%
2003	660	-9.83%
1999	732	60.53%
1995	456	Base year

Source: NSW Electoral Commission. See Appendix H.

Legislative Council nomination trends

Table 16: Legislative Council nominations for NSW State elections (1995 to 2019)

Election year	Number of candidates	Change from previous election
2019	346	-12.18%
2015	394	26.69%
2011	311	-6.61%
2007	333	17.25%
2003	284	7.58%
1999	264	166.67%
1995	99	Base year

Source: NSW Electoral Commission.

Evaluation of the conduct of the election

As part of the Commissioner's legislated responsibility to report on the election, an independent programme of research was commissioned. The aim was to provide a robust and representative picture of voter and political participant perceptions of, and satisfaction with, the services offered by the NSW Electoral Commission at the 2019 NSW State election. The research methodology is summarised in Appendix M and included:

- Early voter (in-person) survey: conducted face-to-face at four early voting centres (covering metro, regional and country voters), with a sample size of 364 interviews achieved.
- Core elector survey: conducted with a representative sample of New South Wales residents aged 18 years and over via computer assisted telephone interviewing (CATI), with a sample size of 1,200 interviews achieved. iVote users were excluded from this survey and re-engaged via the iVote surveys.
- iVote telephone survey: conducted using a randomised sample drawn from voters who had registered for iVote. Interviewing was conducted via computer assisted telephone interviewing (CATI), with a sample size of 1,000 interviews achieved.
- iVote online survey: conducted using the remaining sample of voters who had registered for iVote. Interviewing was conducted via an online survey, with a sample size of 3,088 surveys completed.
- Arabic language focus group discussions: four focus groups were conducted with native Arabic speakers, representing culturally and linguistically diverse (CALD) target communities.
- Candidate survey: conducted with candidates and third-party campaigners via an online survey, with a sample size of 104 responses achieved.

In summary, the results showed that, overall:

- voters and political participants surveyed believed the Electoral Commission conducted the 2019 NSW State election fairly and impartially
- surveyed voters were satisfied with their voting experience
- surveyed voters were confident in the accuracy of the election results
- political participants reported being satisfied with the nomination process and stated they received sufficient information about their entitlements and obligations
- the voters and political participants surveyed were satisfied with the facilities, assistance, information, products and services provided by the NSW Electoral Commission.

Research results are presented throughout this report. The full independent research report is published on the NSW Electoral Commission website (elections.nsw.gov.au).

Election staff were also surveyed. Of the 20,222 surveys distributed, 15,948 anonymous responses were received, giving a response rate of 79 per cent. The staff surveyed included election managers, election manager support officers, election officials, office assistants, voting centre managers and their deputies. This survey was developed and distributed by the Electoral Commission.

The results from the independent research in conjunction with the Electoral Commission's quantitative data and insights form a valuable evidence base to help improve the services offered by the NSW Electoral Commission.

Encouraging participation in democracy

The goal of the Electoral Commission is to make it easy for people to participate in the democratic processes of New South Wales. To achieve this, people need to be engaged in ways that work for them by providing the information they need on platforms and in formats of their choice.

Integrated communications strategy

The *Electoral Act 2017* requires the advertisement of certain electoral activities and milestones, such as the open and close of nominations. In addition to this statutory obligation, the Electoral Commission implemented an integrated communications campaign for the 2019 NSW State election, to provide consistent, timely and accurate messaging to voters and political participants.

Messages were aligned across various channels including the call centre, website and social media, and through direct communication to voters and political participants. Community stakeholders distributed targeted information to their networks. By working with the NSW Government's mandated media buying agency, campaign reach was extended through broadcast, digital and outdoor advertising.

Research was conducted to determine the priority goals and information needs of voters and political participants in dealing with the Electoral commission. This underpinned the redesign of the Electoral Commission's website (elections.nsw.gov.au).

Voter awareness campaign

Campaign approach

The Electoral Commission undertook a competitive tender and pitch process to identify the most appropriate creative agency to work with. The campaign approach included identifying areas across New South Wales with low voter turnout and/or additional barriers to voting. The campaign was a highly targeted and digitally focussed. The use of traditional TV and print advertising was maintained, but the focus was digital-first to drive tailored communications. A range of creative and messaging was used across various channels and media.

The creative targeted five core audience groups – Aboriginal people, people with disability, youth, culturally and linguistically diverse (CALD) communities, and voters who were out of New South Wales on election day.

Campaign messages

With local government elections held across New South Wales in 2016 and 2017, and many local government by-elections during 2018 and into 2019, there was the potential for voter confusion. The Australian federal election (held May 2019) also competed with the State election for voter awareness.

Under the overarching theme of “Get vote fit, be vote ready”, messaging was introduced in phases over the duration of the campaign, which commenced in December 2018. The creative played to the Australian tradition of sausage sizzles and cake stalls held as fundraising activities by schools and community groups on election day.

The first phase encouraged voters to sign up to the Electoral Commission’s election reminder service – a free subscription for SMS and/or email reminders for NSW State and local government elections. The sign-up tool also enables voters to check, and update, their enrolment details. The second phase explained voting options for the State election: early voting (subject to eligibility) or in-person voting on election day. The third phase reminded people of their obligation to vote.

Figure 3: Voter awareness campaign outdoor placement (examples in high commuter areas)



Source: NSW Electoral Commission.

Figure 4: Voter awareness campaign – Sydney Airport domestic terminal



Source: NSW Electoral Commission.

Social media engagement

During the election period, 29 Facebook posts and 26 tweets were made, which reached 5,470,659 users. The most popular Facebook post was “Have you planned your vote?” This post directed people to the Electoral Commission’s website, to find election information and voting options and locations. The post reached 2,087,324 users.



The most popular tweet related to election day staff recruitment, with 16,441 users reached.



Campaign results

All media channels were utilised for the voter awareness campaign, including traditional advertising media (television, print, radio and outdoor), with a focus on digital to drive tailored and highly-targeted communications.

Table 17: Channels and results (campaign period December 2018 to 23 March 2019)

Channel	Location	Result
TV	A TV 'roadblock' broadcast messages across all channels simultaneously.	52.1 per cent of the expected audience saw the ad at least once. Delivered a consistent message across all free-to-air channels.
Radio	Indigenous metro, CALD metro, and regional radio; live reads across breakfast and drive-time programmes. Targeted low voter turnout regions and drive audio message across 2RPH (radio reading service, for people who cannot read independently).	Target audience reached more than once across radio stations. Targeted areas with low voter turnout and radio for the blind.
Outdoor	Airport, rail, major arterials, freeways, key transport routes.	61.1 per cent of the intended road and retail audience saw the ads at least once.
Print	In-language print targeted Chinese, Vietnamese, Arabic, Korean, Italian, Greek, Croatian, Spanish and Macedonian communities.	No direct measure available.
Digital	Various targeted networks.	More than 25 million impressions.
Google search	Low voter hubs, people aged 18-25, NSW residents overseas and interstate.	More than 400,000 clicks and impressions.
Digital display	Pedestrian TV, email display and video pre-roll.	More than 11 million impressions.
Social media	CALD Facebook, targeted segments, Instagram, WeChat.	More than 7.3 million impressions.

Source: Wavemaker (NSW Government mandated media agency).

Media engagement

A media briefing was held at Parliament House on 21 February 2019 to inform members of the media on election operations and the new funding and disclosure requirements. A media handbook was distributed, outlining key elements of the *Electoral Act 2017* and *Electoral Funding Act 2018*, election advertising and electoral material guidelines, counting and communicating the results, and electoral district maps.

Media releases were distributed by metro and regional online and print news agencies relating to recruitment of election staff, getting ready to vote, nominations, iVote, early voting and election results. News articles and social media posts referenced these media releases.

Radio broadcasts aired on metro and regional stations reminded people to vote and explained where to find information about voting options and locations.

Communications to political participants

To promote compliance by political parties, candidates and other political participants with the requirements of the *Electoral Act 2017* and *Electoral Funding Act 2018*, and to encourage participation in the election, communications to these audiences included:

- website content about registration and nomination, registration of electoral material, and the management and disclosure of political donations and electoral expenditure
- handbook for candidates, political parties and scrutineers
- political participant phone line and email enquiry service
- seminars for registered political parties and independent members of Parliament
- social media and other advertising
- direct mail and email to parties, candidates and third-party campaigners.

Stakeholder engagement and resources

Stakeholder engagement included ongoing activities as well as new activities implemented for the 2019 NSW State election. The goal was to help people understand and be engaged in the democratic process across their preferred communication channels. This engagement provided information, feedback and community outreach to support the delivery of key messages to target communities:

- non-voters
- voters, now and future (new citizens and under-18s)
- Aboriginal people
- people from culturally and linguistically diverse (CALD) backgrounds
- people with disability.

Vote Talk broadcasts on multicultural radio

The Ethnic Communities Council of NSW, the NSW Electoral Commission and the Australian Electoral Commission partnered to raise awareness of elections and voting in CALD communities across the State.

Called Vote Talk, the initiative trained bilingual facilitators to influence change within their communities by delivering key messages in-language about enrolment, voting and working at elections. Facilitators generated content for multicultural radio stations by interviewing community members about their attitudes and experiences of enrolment and voting. Radio interviews were then published as podcasts.

Content was broadcast in the lead-up to the NSW State election (23 March) and the federal election (18 May 2019) in Tamil, Spanish, Urdu, Hindi, Arabic, Chinese and Vietnamese. Conversations were also conducted in English on Aboriginal radio and youth broadcasts.

This project built on the model developed by the Ethnic Communities Council of NSW through their 'Speak My Language' programme, which raised awareness of My Aged Care in CALD communities.

How-to-vote video for people with intellectual disability

The Electoral Commission worked with the Council for Intellectual Disability to co-design a video for people with intellectual disability about how to participate in the 2019 State election.

Figure 5: Video about the 2019 election for people with intellectual disability



Source: Council for Intellectual Disability, NSW Electoral Commission.

The video was shared on the Council's Facebook page, receiving over 18,000 views and 155 shares, and released on their blog.

Auslan videos and interpreters on election day

The Deaf Society provided Auslan interpreters on election day. Electors requiring assistance about the election were connected by Skype video to an Auslan interpreter. The Deaf Society conducted a Facebook live session on Wednesday, 20 March, in collaboration with the Electoral Commission, to answer questions about the election, with 2,700 views, 14 shares and 72 comments.

Multi-lingual election staff

Staff working at the 2019 NSW State election spoke more than 90 languages. Staff with language fluency other than English were placed at voting centres in communities where language support was required and were identified by in-language badges offering assistance. Refer to Appendix P (as self-identified).

Accessible materials at voting centres

The Electoral Commission provided accessible materials at voting centres: wheelchair accessible voting screens, maxi pens and magnifying sheets.

Core elector satisfaction survey results

Extent voters felt informed prior to election

- 83 per cent of voters surveyed who participated in the election said they felt informed about how to fill in a ballot paper
- 80 per cent reported to have felt informed about finding out where to vote on election day
- 61 per cent of surveyed voters felt informed about how to check and update their enrolment details
- 64 per cent of voters surveyed felt informed about early and alternative voting options.
- 73 per cent of voters who responded to the survey felt they had all the information they needed prior to election day

Of the 27 per cent of surveyed voters who would have liked additional information, topics included details about candidates, and how to vote early – with direct mail being the preferred means of receiving such information.

Awareness of the 2019 NSW State election

- Approximately one in three (35%) voters surveyed reported that they found out about the election via television and 22 per cent through a news article.
- Of voters surveyed, those in metro areas had a higher likelihood of finding out about the election from a friend, family member or neighbour (18 per cent). Respondents in non-metro areas had a higher likelihood of finding out from outdoor advertising or posters (5 per cent) or social media (5 per cent).
- Surveyed voters aged 55-74 years (49 per cent) and those aged 75 and over (49 per cent) were significantly more likely to have found out about the election through TV. Those aged 18-24 years (37 per cent) and 25-34 years (23 per cent) had a higher likelihood of finding out about the election via family, friends or neighbour.

Managing the election

A State election is one of the largest events in New South Wales, involving tens of thousands of staff, thousands of venues and a complex logistical process to deliver and track ballot papers, IT equipment, and office furniture and other equipment.

Financial management

NSW State election budget and expenditure

As with previous elections, expenditure incurred to conduct the 2019 NSW State election included operating and capital items.

Table 18: NSW State election budget

2019	\$ million
Budget	82.952
Actual	82.692
Under/(over)spend	0.260

Source: NSW Electoral Commission.

Table 19: 2019 NSW State election-related capital projects

Capital project	\$
Online disclosures (FDC online)	3,066,000
iVote enhancements/refresh project	5,460,000
Online nominations system	2,611,000
Election IT hardware	696,000
Information security management	100,000
Total	\$11,933,000

Source: NSW Electoral Commission.

Table 20: Aggregated operating expenditure items

Expenditure item	\$	% of total
Election staff	28,144,426	34.0%
Counting and results	7,796,390	9.4%
Election venues	5,903,548	7.1%
Logistics and supply	4,861,032	5.9%
Communications and engagement	4,521,442	5.5%
IT systems	4,040,483	4.9%
Ballot paper production	3,996,213	4.8%
Core IT infrastructure	3,898,543	4.7%
Returning officers office IT infrastructure	3,535,694	4.3%
Governance*	3,448,325	4.2%
iVote electronic voting	2,525,205	3.1%
Event readiness	2,308,954	2.8%
Elector enquiry centre	2,296,716	2.8%
Postal voting	1,801,936	2.2%
Compulsory voting**	1,539,123	1.9%
Standard operating procedures	1,287,889	1.6%
Candidates and parties	785,703	1.0%
Total	\$82,691,621	100.0%

Source: NSW Electoral Commission. *Governance is comprised of data management, projections and metrics, payroll processing, payables processing, contracts management, budget reporting and Enterprise Project Management Office oncosts.

**Compulsory voting is comprised of processing non-voter penalties and event roll preparation.

NSW Electoral Commission funding model

The Electoral Commission has historically been funded on an events and project basis. This approach no longer matches the Electoral Commission's operations, where a large portion of its business is 'core' and requires support on an ongoing business-as-usual delivery basis.

The Electoral Commission operates within a complex funding model. Strict constraints on the use of different funding sources has resulted in an increasing proportion of staff being employed to do the core work of the organisation on non-ongoing employment terms. As a consequence, the Electoral Commission has a high-cost employment model and a highly transient workforce. In some areas relatively few staff are employed on an ongoing basis and the organisation relies heavily on a contractor pool which costs significantly more per head.

The current workforce structure has the following characteristics:

- fragility – 50 per cent of staff are contractors or temporary, including the Senior Executive
- key person risk – over-reliance on key subject matter experts during election events
- over-reliance on temporary and expensive contract staff to deliver core services
- limited capacity for succession planning or knowledge transfer/capability building
- high turnover – 16 per cent compared with the NSW Public Sector average of 10 per cent
- workplace health and safety risks – excessive hours, overtime, fatigue and wellbeing.

In late 2016, PricewaterhouseCoopers was engaged to review the labour funding model. This review recommended a more sustainable model in order to reduce workforce risks (for example, knowledge retention, key person risks, over-reliance on contingent labour), and the budget risks that require the Electoral Commission to rely on non-recurrent funding sources to sustain service delivery.

In April 2017, the Auditor General released a report on the use of contingent labour in the NSW Public Sector, *Contingent Workforce: Management and Procurement*. This report noted the over-reliance on contingent labour in select government agencies and concluded that none of the reviewed agencies were:

“able to demonstrate that the use of contingent labour is the best resourcing strategy to meet their business needs or delivers value for money”.

Informed by the Auditor-General’s report, in October 2018 the Electoral Commission engaged BenDelta to assist in developing a workforce strategy and four-year resourcing plan. In its report, BenDelta commented:

“The staffing profile is characterised by fragility – fragility that drives inefficiencies: in salaries and wages spend, in work and initiative discontinuities, in hiring and engagement processes and in the lack of investment in training and upskilling. This fragility presents a risk management issue for the NSW Electoral Commission and calls into question the sustainability of the organisation over the longer term.”

The capacity of the Electoral Commission to deliver high-quality elections and exercise regulatory functions with integrity requires certainty of funding. A model that would provide this certainty, and reflect the independent character of the NSW Electoral Commission, can be found in Victoria. Funding for the Victorian Electoral Commission is directly authorised pursuant to section 181(2) of the *Electoral Act 2002 VIC* which provides that:

Except as otherwise provided... the money required for the administration of this Act... is to be paid out of the Consolidated Fund, which is by virtue of this section appropriated to the necessary extent.

Staffing the election

Election workforce

The election workforce is categorised as:

- senior election officials
- election officials
- contingent staff.

Table 21: Number of employees for each position type for the 2019 NSW State election

Role	Number employed
Declaration vote issuing officer	5,173
Deputy voting centre manager	937
Early voting centre manager	262
Election manager	93
Election manager support officer	10
Election official	10,109
Office assistant	4,042
Senior office assistant – counting and results	186
Senior office assistant – electoral material	102
Senior office assistant – staffing and venues	100
Voting centre manager	2,425
Total	23,439

Source: NSW Electoral Commission. In addition, 2,688 contingent staff were hired to work across the centralised operations sites. See Glossary for role descriptions.

Senior election officials

Senior election officials fill the positions of election manager and election manager support officer. An election manager is the new title under the Electoral Act for the role of district returning officer - each of the 93 districts had an election manager.

Election managers are the front line for the Electoral Commission's engagement with a diverse range of stakeholders, including election staff, candidates, political parties, media, electors and the general public.

A structured and competitive recruitment process conducted in 2018 built a highly capable and effective talent pool of election official staff, with role descriptions aligned with the NSW Government's capability framework. The senior election officials pool of more than 300 people will resource upcoming State and local government elections and by-elections.

Election manager support centre

A support centre was established for the 93 election managers. Ten election manager support officers, assisted by two administration personnel and the support centre team leader, were each allocated up to 10 election managers. Over a 10-week period, the support centre received 6,356 calls, initiated 14,685 outbound calls, managed over 23,000 emails and conducted 20 webinars/conference calls to support election managers during the election period.

Election officials

Approximately 18,600 election officials worked at voting centres for the 2019 NSW State election. An additional 4,600 people were placed in election managers' offices and early voting centres, conducted declared facility voting visits, or counted ballot papers.

A staffing model based on vote projections helped determine the number and type of voting centre staff appointed to each voting centre on election day. Vote projections are calculated using historical trends and population growth and movement. Other factors considered include community demographics (for example, culturally and linguistically diverse populations) and local events scheduled on election day (for example, festivals and concerts).

Contingent staff

An external recruitment agency was engaged to provide staff to work at the centralised operations across four sites: Electoral Commission head office sites at Kent Street and Macquarie Street, the Centralised Postal and Declaration Vote Count Centre at Carriageworks Eveleigh and the Centralised Legislative Council Count Centre at Rosehill. There were 2,688 contracted staff, who worked a total of 218,000 hours across the election period.

Staff training

Online training was compulsory for all staff working at the election. The training covered the processes and procedures relevant to the election role being performed, and also included cyber security, ballot paper security and workplace health and safety (stress and fatigue management). Election managers, senior office assistant election material, senior office assistant counting and results, voting centre managers, early voting centre managers and declared facility teams also participated in face-to-face training.

Recruiting election officials

Election officials applied to work at the election via an online expression of interest. A social media recruitment campaign was supported by press releases, contact with local councils, community groups, TAFE, colleges and universities. An external recruiter was also engaged.

An employment help desk operated from 1 November 2018 to 30 April 2019. The help desk was resourced during peak times by nine staff and received almost 19,000 calls – of which, more than 10,000 were received during March 2019. More than 760 calls (the most calls in a single day) were received on the Monday prior to election day. The help desk received 4,493 emails, and sent 39,213 emails to applicants and staff.

Impartiality, eligibility and political neutrality

The Electoral Commission is committed to maintaining public confidence in the integrity of the electoral system and the impartiality of election officials. Members of the public must be on the electoral roll to apply for work at an election. Election officials must not be members of a political party or engage in political activity.

Workforce diversity, inclusion and accessibility

The Electoral Commission's goal is to attract and retain the right person for each role, regardless of gender, race, age, or religious beliefs. The Electoral Commission embraces diversity and inclusion and is committed to creating a workplace that reflects the population of New South Wales.

Table 22: Staff diversity for NSW State elections (2019 and 2015)

Election day staff and office assistants	2019 State election	2015 State election
Speak a language other than English	20.83%	20.63%
Identify as being Aboriginal	2.57%	2.02%
People with disability	2.56%	Not recorded
New to election work	34.31%	38.08%

Source: NSW Electoral Commission, as self-reported.

Rates of pay

Temporary election staff are employed pursuant to the provisions of the *Government Sector Employment Act 2013*. Election staff for the 2019 NSW State election were engaged by the Electoral Commissioner under sections 15(2) and 81 of the *Electoral Act 2017*.

Section 15(2) of the *Electoral Act 2017* allows the Electoral Commissioner to determine the conditions of employment for persons employed on a casual basis in connection with the election, which includes determining fees payable for election officials. Section 81 sets out the appointment of election officials, election managers and voting centre managers by the Electoral Commissioner.

Rates of pay were reviewed to ensure appropriate election day staffing levels were assigned to support election processes, being mindful of staff wellbeing and fatigue and capability requirements. As part of this review, the NSW Electoral Commission referenced the Australian Electoral Commission and other electoral commissions.

Post-election review

Contingent staff

Centralised operations remained reliant on a large contingent workforce to complete the tasks associated with processing and counting votes across voting streams. During the operational period the Electoral Commission experienced a number of issues that had potential to impact deadlines and deliverables:

- inadequately skilled workers
- rostering issues
- insufficient staff numbers to cover shifts.

It was identified that some contingent labour did not have the expected skills and capability required for the tasks, which resulted in an undersupply of suitable staff. As a result, the output at the centralised count centres did not track to planned delivery dates.

The high turnover of contingent labour count staff meant that new staff were regularly being trained. This redirected resources away from focussing on key operational deliverables and resulted in additional hours to be worked by Electoral Commission staff to ensure timelines were met.

The issues experienced with contingent staff highlighted the importance of having a consistent and skilled workforce in order to meet agreed timelines. For future elections, greater emphasis will be placed on providing contingent workforce suppliers with comprehensive information regarding labour and skills requirements.

Staff satisfaction survey results

- 96 per cent of election staff who responded to the survey reported they would work for the NSW Electoral Commission at future elections.

Of the election managers who responded to the survey:

- 90 per cent reported they were overall satisfied with the recruitment process run by the Electoral Commission for this election
- 74 per cent stated they did not have any workplace health and safety issues to report.

Of the election officials who responded to the survey:

- 98 per cent stated the NSW Electoral Commission conducted the NSW State election on 23 March 2019 fairly and impartially
- 92 per cent reported they were overall satisfied with the recruitment process run by the Commission for this election
- 92 per cent stated they were satisfied with the training they received.

Of the voting centre managers and deputy voting centre managers who responded to the survey:

- 99 per cent stated the NSW Electoral Commission conducted the NSW State election on 23 March 2019 fairly and impartially
- 89 per cent stated they were overall satisfied with the recruitment process run by the Commission for this election
- 88 per cent stated they were satisfied with the training they received.

Venues and logistics

Collaboration with emergency services and government agencies

Inter-agency law enforcement, emergency services and security co-operation

At the time of the 2019 NSW State election, Australia's national terrorism threat rating was *probable*.

To ensure the appropriate level of preparation and security was applied for the election event, the Electoral Commission engaged with the NSW Police, the State Emergency Service (SES) and fire and ambulance services to provide a greater awareness of election activities taking place during the election period, and share information about the management of security risks and threats. Expert security advice was obtained to help assess potential cyber and physical vulnerabilities. On election day, an Electoral Commission staff member was co-located within the Police Operational Command Centre.

Spatial Services – Department of Finance, Services and Innovation produced a geospatial overlay map of all election venues across New South Wales, identifying State government electoral boundaries, Police Regional Command boundaries, and incorporating live incident feeds from the Rural Fire Service.

Cyber risks were a particular focus. The Electoral Commission worked closely with State and Commonwealth agencies to identify and mitigate risks where possible. This included working with the Australian Cyber Security Centre within the Department of Home Affairs.

Engagement of the Electoral Integrity Assurance Taskforce

The Electoral Commission was pleased to accept an offer of support from the Commonwealth's Electoral Integrity Assurance Taskforce (EIAT). The EIAT is comprised of a number of Commonwealth agencies with responsibility for electoral matters, including security agencies.

The EIAT provided security briefings to the Electoral Commission and other State agencies. Information was shared to help assess and monitor any threats posed to the integrity of the State election. The EIAT facilitated access to a number of specialist organisations, such as the Australian Cyber Security Centre and the National Counter Foreign Interference Co-ordinator.

Australian Cyber Security Centre

The Australian Cyber Security Centre (ACSC) provided cyber security advice on a range of topics and systems, including iVote. Technical assistance was offered in relation to tools-based analysis of IT systems and environments, and security testing and advice based on technical configuration audits.

The Office of the National Counter Foreign Interference Coordinator

The Office of the National Counter Foreign Interference Coordinator (NCFIC) provided a briefing on the nature of foreign interference, how it might manifest and possible mitigation strategies. A particular focus was social media as a potential vector for foreign interference. The Electoral Commission did not identify or receive advice of any attempts to interfere with the NSW election.

Social media

Under NSW law, the main social media challenges related to the posting of electoral material without authorisation during the regulated period.

The NSW Electoral Commission worked with the AEC to develop a consistent approach to making requests to major social media platforms – Facebook, Twitter and Google – with regards to the removal of unlawful content.

Venues

The process of venue selection commenced more than a year before the 2019 NSW State election. The Electoral Commission endeavoured to secure premises that had been used at the 2015 State election. Most venues are required for only one day (election day voting centres), others for a period of up to two weeks (early voting centres), election managers offices for three months, and the two centralised count centres were leased for about six weeks to enable the count process to be conducted.

For the 2019 NSW State election, 2,405 venues were procured:

- 93 election manager offices (these also functioned as early voting centres)
- 102 early voting centres (excludes election manager offices)
- 2,208 locations on election day
- two centralised count centres (the Centralised Postal and Declaration Vote Count Centre at Carriageworks in Eveleigh, and the Centralised Legislative Council Count Centre at Rosehill).

The Electoral Commission selected the most suitable premises from those available. Venue considerations were extensive and included size, location, accessibility, amenities, street frontage, access for deliveries, internet connectivity and workplace health and safety. The ability to secure premises that met functional requirements presented challenges, particularly in negotiating agreements to enter short-term leases when the supply of premises is limited.

The lack of kitchen facilities for staff use, absence of air conditioning and access issues were common complaints highlighted in the staff survey results.

Party workers also raised concerns about the suitability of some early voting and election day voting centres. Issues raised were the lack of external shelter and potential hazards including proximity to main roads and congested traffic areas, such as carparks and on-street parking.

Concerns raised by electoral staff, political parties (on behalf of party workers) and the general public about venues will be considered for future elections. The NSW Electoral Commission does not own any permanent voting centres or election managers' offices and is limited to procuring venues that are available on short-term leases.

Venue accessibility

The Electoral Commission publishes on its website the accessibility level of every voting centre; that is, fully accessible, partially accessible (assisted access) and not accessible (no wheelchair access). If partially accessible, a description of the accessibility is displayed on the website. This enables people with disability to assess whether or not they will be able to access the venue. Within each voting centre, a wheelchair accessible voting screen, maxi pens and magnifiers are provided.

Table 23: Comparison of venue accessibility at the 2019 and 2015 NSW State elections

Venue type	Assisted access		Fully accessible		No wheelchair access		Total venues	
	2015	2019	2015	2019	2015	2019	2015	2019
Early voting centre	45	49	46	52	0	1	91	102
Election manager office	65	59	28	32	0	2	93	93
Voting centre	1,545	1,486	414	414	314	308	2,273	2,208
Count centre	2	0	0	2	0	0	2	2
	1,657	1,594	488	500	314	311	2,459	2,405

Source: NSW Electoral Commission.

Use of schools as voting centres on election day

Approximately 60 per cent of election day voting centres were schools. Schools are generally well located, have the space and amenities required and are available on Saturdays.









Table 24: School accessibility status for the 2019 NSW State election

Venue type	Assisted access	Fully accessible	No wheelchair access	Total
Kindergartens	14	1	3	18
Public schools	914	238	203	1,355
Private schools	34	16	5	55
Totals	962	255	211	1,428

Source: NSW Electoral Commission.

Logistics

Equipment and materials moved

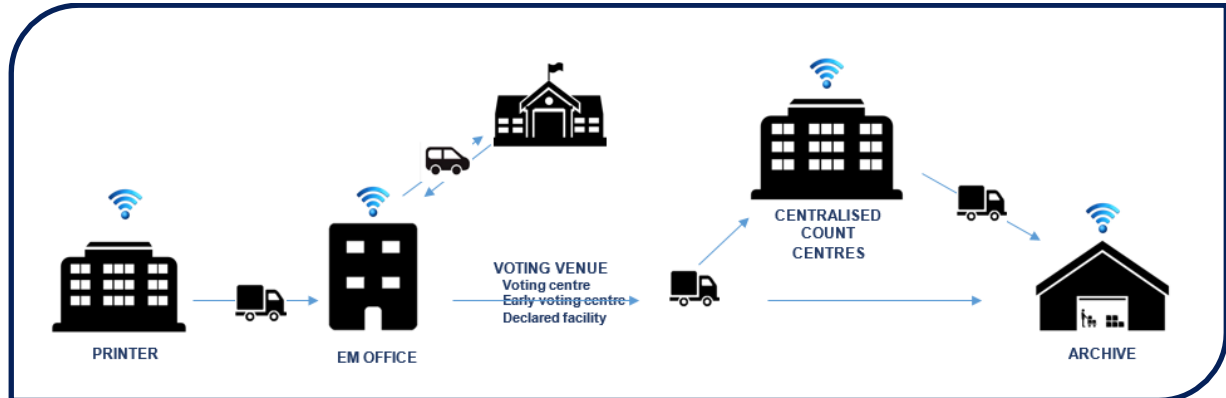
 3,999 Items of furniture	 622 Pallets	 2,500 Computers	 987,000 Forms and sundry items	 93 Kettles
 82,885 Pens with string	 17,973 Ballot boxes	 80,850 Security seals	 333,340 Bulldog clips	 3,500 Stationery kits

Source: NSW Electoral Commission.

Ballot paper monitoring

A key logistics objective of the election was to monitor the movement of ballot papers throughout the election process. BallotTrack (a centralised track and trace online application) was used at the 2017 local government elections and reconfigured for 2019 NSW State election processes. Scanning devices at all 93 election manager offices and the two centralised count centres monitored the movement of 28 million ballot papers contained within 27,720 cartons.

Figure 6: Use of BallotTrack at the 2019 NSW State election



Source: NSW Electoral Commission.

Workplace health and safety

Staff wellbeing

Fatigue management was a key focus of workplace health and safety for the 2019 NSW State election. Training for head office staff and the election workforce included wellness, fatigue management, mental health awareness, hazards and risks (slips, trips and falls and manual handling), and emergency response.

To assist with the control and management of fatigue within the workplace on election day, internal guidelines on fatigue management were developed and published. These guidelines addressed a number of core election management activities, including:

- employee fit-for-work declaration
- code of conduct and employment conditions acknowledgement
- election manager support officers engaged as wellbeing leads
- staff allocation per voting centre
- rostering of staff breaks
- driver fatigue
- counting guidelines on election night.

Wellness sponsors were appointed at the major election venues including Sydney Town Hall, Rosehill Gardens and Carriageworks to identify any staff requiring additional support.

Activities undertaken on election night are being reviewed to enable the most appropriate staffing model to be implemented to minimise safety concerns.

Venue safety

All venues are assessed for voter and staff safety as part of the venue procurement process. Strategies and response guidance were developed to support the safety of the election workforce and the public across the State, including:

- emergency guidelines for election officers
- incident and crisis management structures and information flows
- venue security assessment – crowded places - utilising the Australia-New Zealand Counter Terrorism Committee's *Crowded Places Self-Assessment Tool*, venues were categorised by region (country/metro), attendance size, and function (count centre, head office and Sydney Town Hall)
- security risk management plan.

Count centres

Both count centres (Carriageworks and Rosehill Gardens) were assessed for hazards and risks and evacuation plans were developed. Traffic management plans were implemented and lighting rigs were installed to address hazards and risks. Heat was an issue at Carriageworks due to lack of cross-flow ventilation and air-conditioning. Water stations and fans were installed to mitigate the heat, although the fans did not provide relief as intended. Better controls are required to manage this issue if the venue is to be used again.

During the counting and results period, Carriageworks was evacuated for approximately three hours after a suspicious parcel was identified and emergency services responded. While the parcel was subsequently identified as harmless, it provided an opportunity to test emergency procedures.

Commercial leases

Continued challenges existed with the selection of voting venues across the State. Specifically, commercial leasing proved problematic due to a shortage of quality properties. All commercial venues leased were inspected for safety and accessibility, with many sites requiring a reinstatement or an update of emergency evacuation plans, with approximately half of the early voting venues requiring at least the purchase of fire extinguishers.

Incidents and injuries

Voting centres

At the 2019 election, 76 incidents were reported, compared with 82 incidents reported for the 2015 election. As with previous elections, slips, trips and falls continue to be the most prevalent cause of injury at voting centres: 45 cases in 2019, down from 57 in 2015 – a 21 per cent reduction.

Count centres

Colbrow Medics provided on-site first aid at both of the centralised count centres. A total of 377 incidents were reported, of which 272 were for minor issues.

All contingent staff were briefed on safety and security measures, with evacuation and lockdown procedures displayed at the venues.

Workers' compensation

Five workers' compensation claims were lodged as a result of workplace injuries sustained during the election period. This was down 55 per cent compared with the 11 claims lodged for the 2015 NSW State election.

Supporting Electoral Commission staff

A number of initiatives were introduced for the 2019 NSW State election to support head office staff during the election period, primarily focussed on wellbeing. An internal recruitment drive sourced staff members from non-operational roles across the organisation to help relieve the key-person dependencies that exist in the delivery of election operations.

Post-election review

While fatigue management training was rolled out prior to the election it was not consistently applied. This is a risk that must be better managed at future election events.

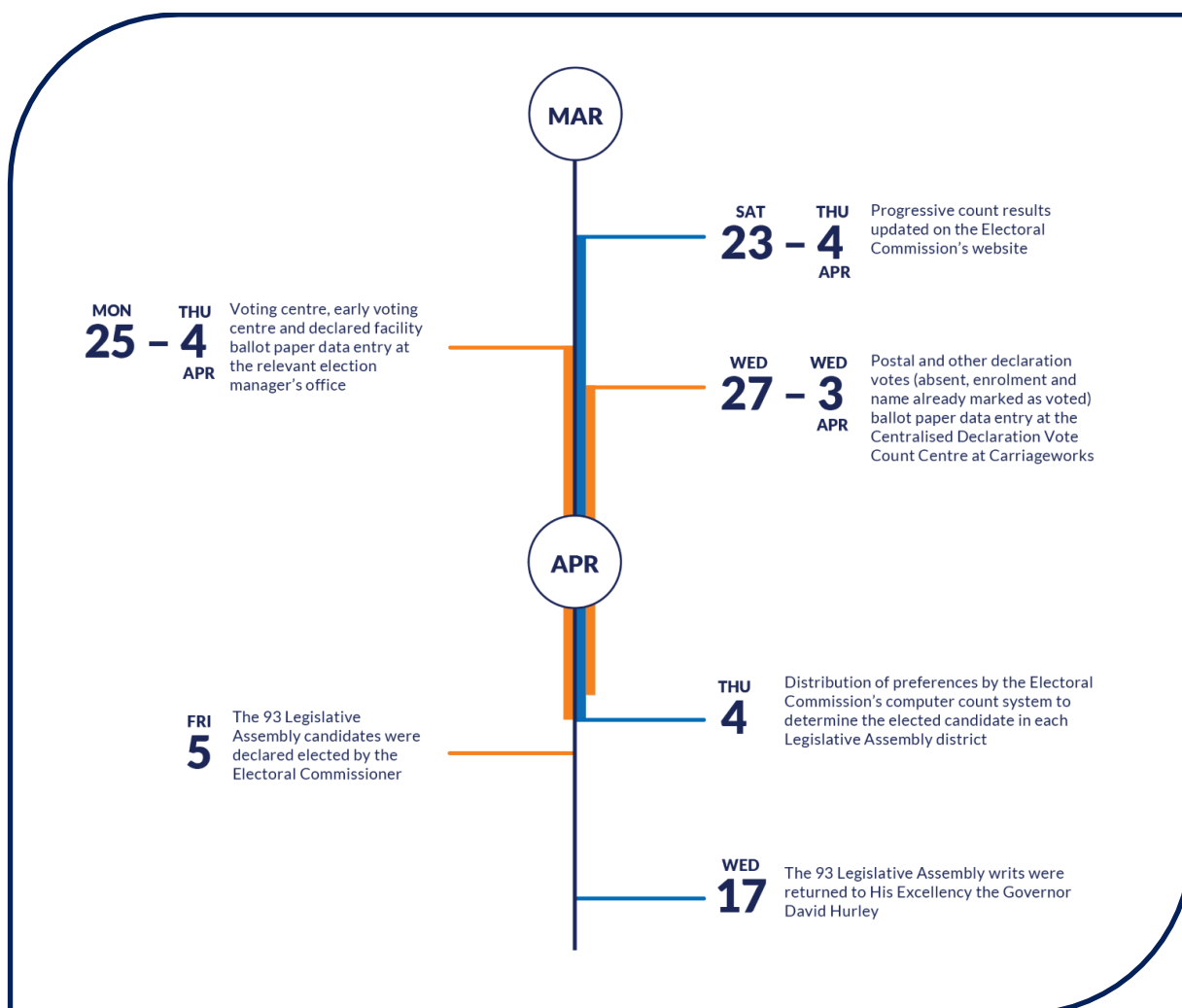
Information was requested from potential election day casual workers on their levels of disability. The time frame to respond to the information supplied and make reasonable adjustments was insufficient. More time needs to be allocated to fully accommodate all requests for future elections.

Notification of incidents/injuries at the venues was communicated through the manual update of forms. This meant that much of this information was only available post election, thereby limiting more effective management of hazards and risks at the time of occurrence. A better reporting system will enable the required controls to be determined and applied to mitigate issues of health and safety.

Counting and election results

Legislative Assembly timeline

All Legislative Assembly ballot papers underwent two counts, an initial manual count and a second count involving the data entry of preferences on all ballot papers into the Electoral Commission's computer count system. The second count was the official count used to determine the elected candidate in each district.



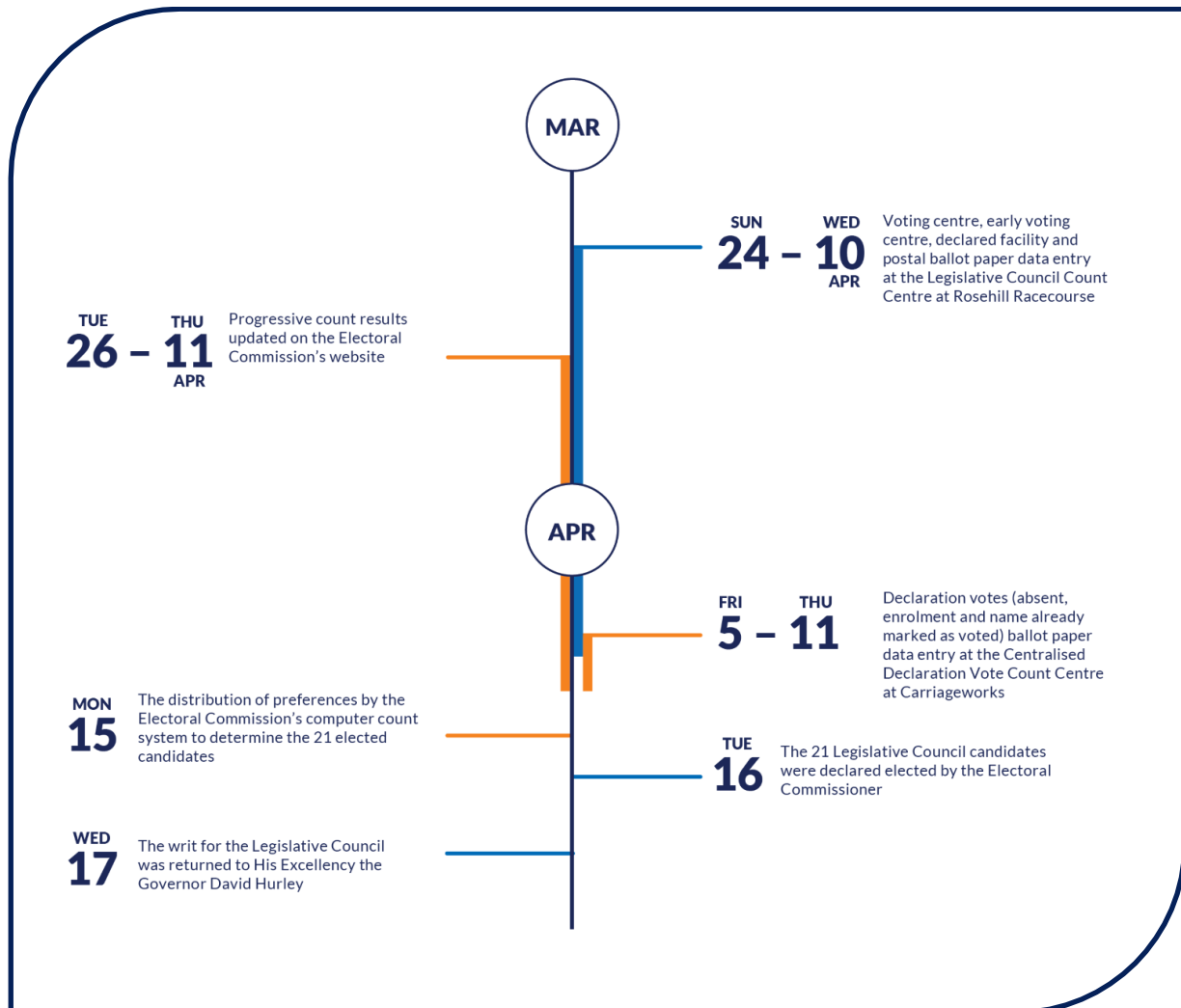
The distribution of preferences was scheduled to be conducted on Wednesday, 3 April. However, the count of postal and declaration votes for all districts was not completed at the Centralised Declaration Vote Count Centre until Wednesday, 3 April. This caused the distribution of preferences to be delayed by one day.

No recount requests were received from candidates, nor did the Electoral Commissioner direct any districts to be recounted.

The writs for the Legislative Assembly were returned to His Excellency the Governor David Hurley AC DSC FTSE on Wednesday, 17 April 2019.

Legislative Council timeline

All Legislative Council ballot papers underwent two counts, an initial manual count and a second count involving the data entry of preferences on all ballot papers into the Electoral Commission's computer count system. The second count was the official count used to determine the elected candidate.



No recount requests were received from candidates, nor did the Electoral Commissioner direct a recount. The 21 Legislative Council candidates were declared elected by the Electoral Commissioner on Tuesday, 16 April 2019.

The writ for the Legislative Council was returned to His Excellency the Governor David Hurley AC DSC FTSE on Wednesday, 17 April 2019, the same date as the writs for the Legislative Assembly.

Voting centre processes for the 2019 NSW State election

Following the close of voting at 6 pm on election day, staff in voting centres were required to undertake the following tasks:

- reconcile and pack unused ballot papers at each issuing table
- sort, reconcile and secure packing of declaration vote envelopes (absent, enrolment and name already marked as voted)

- Legislative Assembly first preference count, which included the opening of the ballot box, unfolding of ballot papers, formality check, sorting to first preference for each candidate and counting. The results were phoned to the election manager for display on the Electoral Commission website
- Legislative Assembly two candidate preferred count, which included sorting the ballot paper for each 'other' candidate to the two selected candidates. This was conducted to give registered political parties, candidates, the media and the public an indication of the likely election outcome in that district. These results were phoned to the election manager for display on the Electoral Commission website
- secure packing of Legislative Assembly ballot papers
- Legislative Council first preference count, which included the opening of the ballot box, unfolding of ballot papers, sorting to first preference for each group 'above the line' and counting. These results were phoned to the election manager for display on the Electoral Commission website
- secure packing of Legislative Council ballot papers
- decommissioning the voting centre, which included collapsing all cardboard materials (ballot boxes, voting screens) and placing them at the agreed post-election collection point; removing all election signage and posters, packing all non-secure election materials and leaving the voting centre in a tidy state. The voting centre manager was then required to return all materials to the election manager's office.

Conduct of the initial Legislative Council ballot paper count

In the interests of workplace health and safety, a determination was made in April 2018 to provide only a limited initial Legislative Council count on election night. Sorting and counting the ballot papers marked '1' above the line was conducted for seven Legislative Council groups. The seven groups were chosen on the basis that at the time of the determination they held, or previously had held, seats in the Legislative Council. This decision was communicated to all registered political parties via:

- a *Registered Political Party Bulletin* sent to the registered officer/deputy registered officer of all parties on 11 May 2018
- seminars held in June 2018 and November 2018 to registered political parties
- the *Candidate Handbook* from November 2018.

The seven Legislative Council groups were:

- Animal Justice Party
- Christian Democratic Party (Fred Nile Group)
- Australian Labor Party (NSW Branch)/Country Labor Party
- The Liberal Party of Australia, New South Wales Division/National Party of Australia - NSW
- Pauline Hanson's One Nation
- Shooters, Fishers and Farmers Party (NSW) Incorporated
- The Greens NSW.

Five days before the election, one of the registered parties not selected for the initial count requested that the counting process be changed. The party was advised that, as all relevant policies and procedures, including training for election officials were already in place, the Electoral Commission was unable to change the process at that late stage. Allocating additional resources at that time in an attempt to change the process would have caused disruption and confusion in count centres and could have resulted in a delay in determining the election result.

In the week following election day, a delegation from the groups not selected for the initial count met with the Electoral Commissioner to raise their concerns regarding the initial count process. Noting his concerns regarding workplace health and safety for staff in voting centres working excessive hours on election day, the Electoral Commissioner agreed that the initial Legislative Council count process would be reviewed in consultation with political participants before the next State general election.

Ballot paper scanning

For the Legislative Assembly and Legislative Council, the check count of ballot papers conducted in the weeks after election day involved the manual data entry of preferences on each ballot paper into the Electoral Commission's computer count system.

The Australian Electoral Commission (AEC) has used scanning technology for the Senate ballot paper count at the past two federal elections (May 2019 and July 2016). NSW Electoral Commission staff observed the AEC's scanning process for the May 2019 election and met with the service provider. The NSW Electoral Commission is considering replacing the manual data entry process with ballot paper scanning for the 2023 NSW State election Legislative Council count. The benefits of ballot paper scanning include:

- reduced manual handling and movement of ballot papers within the count centre
- less reliance on staff – the current batching and data entry process is labour intensive, with up to 800 staff required each day at the Legislative Council Count Centre (400 staff per day x two shifts per day) for a three-week count period
- faster declaration of results.

Customer satisfaction survey results

- Based on questions contained in the core elector survey, 54 per cent of voters surveyed reported to have followed the results on election night, with the majority sourcing their information via television.
- NSW Electoral Commission provided direct feed of results data to major media outlets.
- 5 per cent of those who followed the results reported accessing the Electoral Commission website for results information.
- Of those that followed the results, 87 per cent were satisfied with the speed with which results were available.
- 84 per cent of voters who responded to the core elector survey reported being confident that the election results were accurate, a decrease from 91 per cent confidence reported in 2015.

Election service delivery

Information and technology services

Engagement with external cyber specialists

The Electoral Commission employed a number of specialist consultants to provide tactical risk mitigation in the lead-up to the 2019 State election. These activities included:

- Cyber security training for Electoral Commission head office staff, election managers and contractors to increase risk awareness.
- Engagement of a specialist event risk management consultant to assist with overall risk identification and mitigation planning. A specific review of cyber security risks was conducted as part of this engagement.
- Engagement of an external cyber security vendor to conduct external and internal penetration testing of all election-related systems.
- Conduct of a “Red Team” attack on the Electoral Commission by an external vendor to identify operational and process weaknesses.
- Update and testing of core cyber security policies to support the election.
- Establishment of an external Security Operation Centre to analyse and review system logs in real time during the election.
- Provision of distributed denial-of-service (DDoS) protection across all external systems.

Electronic mark-off service interruption

The Electoral Commission holds personal information about Australian citizens enrolled to vote, including name, address, date of birth and other contact details, if provided. Enrolment information is stored digitally and in hardcopy. The digital databases containing this information are linked to systems that deliver key electoral services.

The electronic-mark off process at early voting centres accesses one of these databases to mark-off voters in real time, supported by an offline backup system. The backup system involved loading roll data onto the local drives of the early voting centre computers. Informed by a pre-election cyber security review, to limit risk exposure for roll data it was decided to only load this data onto the local computers if the offline backup system was triggered.

On the night of 21 February 2019, the election manager’s office at Erina was broken into. A total of 19 computers (14 desktops and five laptops), five hotspots, two printers and a projector were stolen along with several other non-IT election materials. There was no loss of roll data as it had been not been preloaded onto those computers.

On 13 March 2019, access to the online roll data was intermittently unavailable at some early voting centres. The time taken to load the backup system at the election managers’ office resulted in delays in voting services at a number of centres. Notwithstanding this service interruption, the number of ordinary votes recorded for 13 March 2019 was only slightly below the projected figure for that day.

Post-election review

In recent years the Electoral Commission has had limited success in securing cyber security funding. Such funding would have allowed the Commission to fully assess cyber security risks at voting centres well ahead of the March 2019 State election. It is likely that device encryption would have been part of this mitigation, enabling the electoral roll to be safely loaded onto all devices for backup purposes. If this had been implemented, the impact on voters when online access was interrupted would have been significantly reduced.

The Electoral Commission will further examine this issue with the aim of implementing a system which enables the loading of the roll on secure devices ahead of early voting at future elections.

Voting channels

The Electoral Commission offers a range of voting channels to help all eligible voters participate in democracy. This section examines the usage and trends regarding these channels.

While voting in person on election day is the most popular way to vote in New South Wales, increasing numbers of voters are choosing to vote early. Early voting channels include early in-person voting, postal voting and electronic voting. See Appendix N for the eligibility criteria for each voting channel.

Enrolment votes

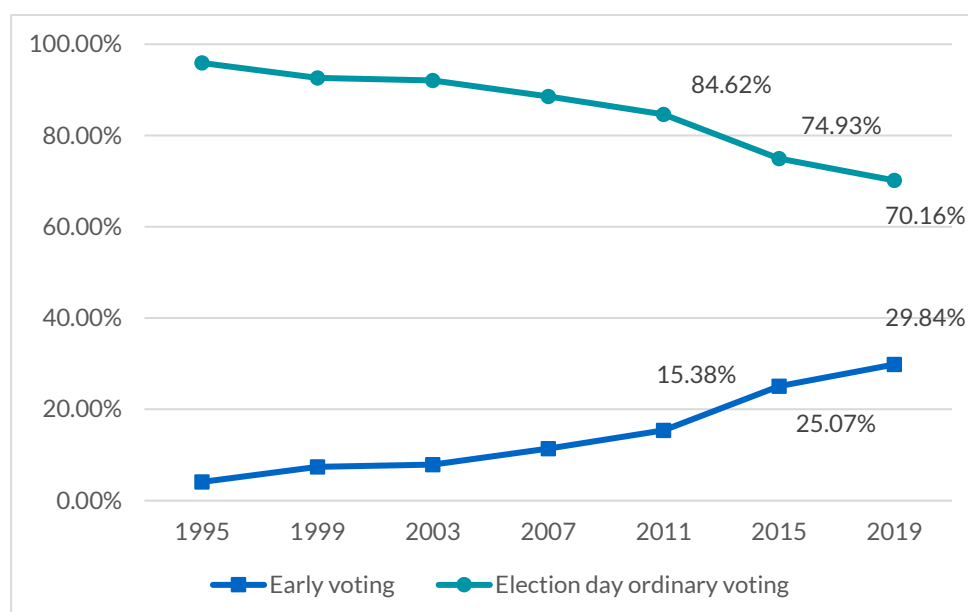
People in New South Wales can enrol and vote, or update their details and vote, up to and including election day (using an enrolment declaration vote). For the 2019 State election, 83,221 enrolment votes were counted, up 50.45 per cent from 2015.

Early voting

The use of early voting continues to increase in New South Wales. Early voting channels include postal voting, iVote, declared facility votes, enrolment votes, absent votes and voting in person at an early voting centre.

Early voting versus election day voting

Figure 7: Trends in early voting versus voting on election day

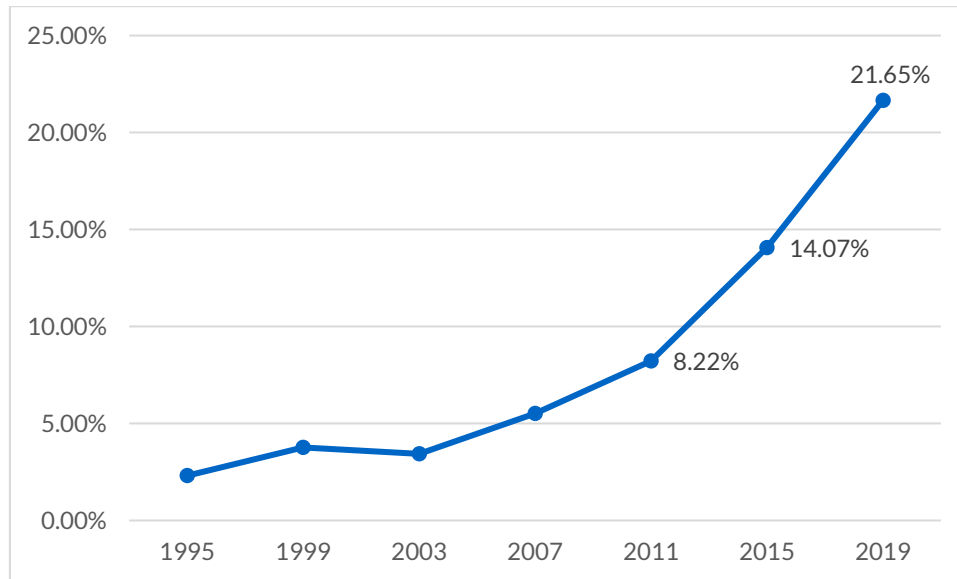


Source: NSW Electoral Commission, Legislative Assembly results.

Early voting in person

Electors choosing to cast their vote in person during the early voting period continued to increase, with 1,023,986 electors voting in the two-week early voting period before election day for the 2019 NSW State election. This represents 21.65 per cent of total votes. In 2015, the early voting figure was 640,581, which at that time represented 14.07 per cent of total votes.

Figure 8: In-person early voting as a percentage of total votes

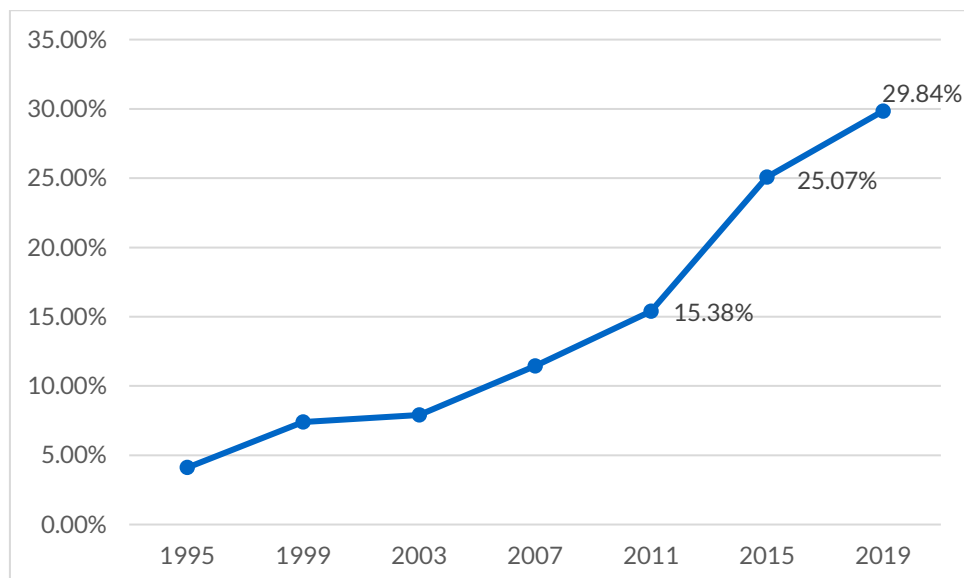


Source: NSW Electoral Commission, Legislative Assembly.

With increasing numbers of Australians choosing to vote early, the traditional election day is transforming into an ‘election period’. This trend brings benefits and challenges for the management of elections.

The benefits include fewer electors voting in voting centres on election day. By reducing the number of voters attending a voting centre on election day, election staff are able to better meet voters’ needs, and the size of the counts undertaken by election staff in a voting centre on election night are reduced, allowing tasks to be completed earlier. This is important in relation to the Electoral Commissioner’s commitment to reduce the number of hours worked by election staff on election day. Challenges raised by the trend to early voting include the requirement for increased staff and other resources over the early voting period. Increased voter numbers also require larger early voting premises to accommodate them.

Figure 9: Early voting² trends as a percentage of total votes cast



Source: NSW Electoral Commission, Legislative Assembly.

² All voting channels before election day including: postal, in-person, early voting, iVote and Declared Facility.

Postal voting

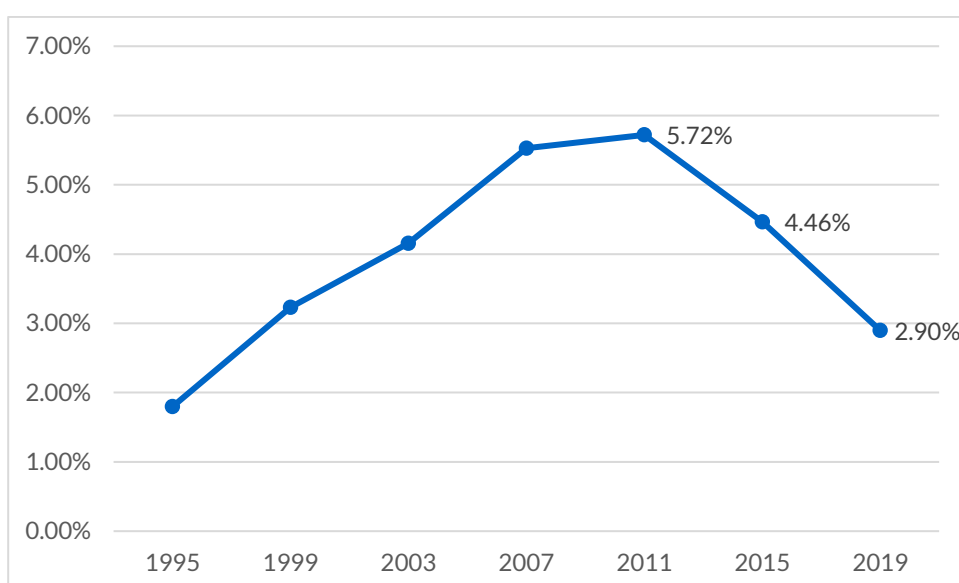
While postal vote application numbers were higher than projected, the overall demand for postal voting has decreased. It should be noted that postal vote applications do not necessarily translate into completed postal votes – a voter might apply for a postal vote but decide to vote in person, via another voting stream or not vote at all. This is demonstrated by the number of accepted applications (248,236) versus the number of returned postal vote certificates (185,695).

Table 25: Postal vote applications versus postal votes returned

Total postal votes issued	Total postal votes scrutinised	Total postal votes not returned
248,236	185,695	62,541

Source: NSW Electoral Commission.

Figure 10: Postal voting trends as a percentage of total votes



Source: NSW Electoral Commission, Legislative Assembly.

Postal voting in New South Wales experienced continued growth until the 2011 election, which coincided with the introduction of iVote. Other Australian jurisdictions, where a technology-assisted voting method is not available, have not seen a corresponding reduction in the use of postal voting.

Postal votes returned from voters to the Electoral Commission are scrutinised to determine whether the votes can be accepted into the final count. For the 2019 NSW State election, 45,100 postal votes were rejected, representing 24.3% of all postal vote declarations received. This includes more than 9,100 postal votes that were returned after 6pm on Wednesday, 27 March 2019 – the legislated closing date for return of postal votes.

A study was conducted to improve the Electoral Commission's understanding of postal vote rejection by analysing:

- the reasons for postal vote rejection
- potential demographic correlations with postal vote rejections.

Using a representative sample of rejected postal votes, rejection reasons and rates were identified in the following table.

Table 26: Postal vote rejection analysis – reason for rejection and rejection rate

Reason for rejection	Mean proportion of rejected postal votes *
Ballot papers not returned in 'inner' envelope	68.99%
Date of witness signature does not match elector signature date	8.50%
Answer to secret question missing	8.40%
Witness signature missing	6.19%
Application signature does not match declaration signature	5.61%
Blank postal vote certificate	4.60%
Human error	3.71%
Elector signature missing	1.27%
Already voted using another voting channel	1.20%
Enrolment data error	0.93%

Source: NSW Electoral Commission. Sample size of study 2,473 postal votes. *Mean proportions calculated by district. More than one reason applied to some rejected envelopes.

Electors voting by postal vote are provided with an 'inner' postal vote certificate envelope, in which the completed Legislative Council and Legislative Assembly ballot papers are required to be placed. This envelope includes a certificate that must be completed by the elector and a witness. This envelope is then placed in a reply paid ('outer') envelope, which enables the elector to return their vote to the Electoral Commission and protects the security of the information contained on and in the inner envelope. A ballot paper is considered as formal only if it is returned in the inner envelope.

As noted in Table 26, in the representative sample of rejected postal votes, 68.99 per cent were rejected because both the Legislative Council and Legislative Assembly ballot papers were not returned in the inner postal vote certificate envelope. Inner envelopes that contained at least one of the Legislative Council or Legislative Assembly ballot papers were accepted into the count.

That 68.99 per cent of postal votes in the study did not have either ballot paper in the inner envelope could suggest that voters thought placing the ballot papers inside the reply paid envelope was sufficient.

iVote

The following table provides a breakdown of iVote usage based on voter eligibility criteria for the 2019 NSW State election.

Table 27: iVote usage based on voter eligibility criteria for the 2019 NSW State election

Eligibility criteria	Total iVotes cast	iVoted by telephone	iVoted by internet
20km from a voting centre	7,381	70	7,311
Outside NSW on election day	160,025	1,368	158,657
Blind/low vision	1,174	68	1,106
Disability	12,773	288	12,485
Overseas	47,977	299	47,678
Reading disability	2,077	39	2,038
Silent elector	2,994	48	2,946
Total	234,401	2,180	232,221

Source: NSW Electoral Commission.

For detailed information about iVote, see page 76.

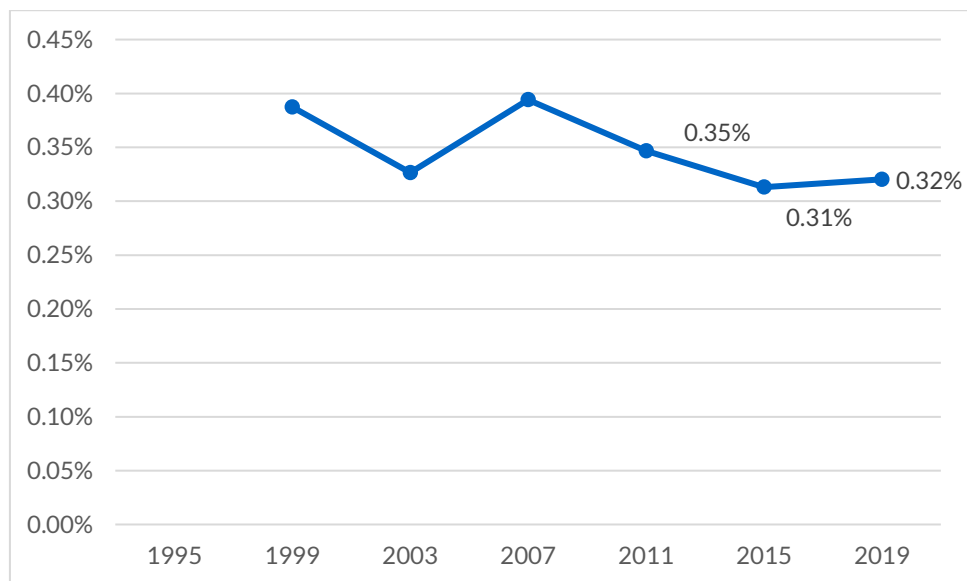
Declared facility voting

Votes cast via the provision of mobile voting services in declared facilities accounted for 15,094, or 0.32 per cent of total votes in 2019, an increase from 0.26 per cent of total votes in 2015. A nursing home, hospital or similar facility is appointed as a declared facility by the Electoral Commissioner and visited by election officials for the purpose of taking votes from residents who are unable to attend a voting centre in person.

For the 2019 NSW State election, more than 360 staff visited over 600 locations during a five-day period. Election staff undertaking a declared facility visit are given specific training to provide appropriate services reflecting the needs of the residents and patients at each facility.

Prior to an election, the Electoral Commission contacts identified declared facilities to confirm their need for mobile voting services. For the 2019 NSW State election, 1,015 facilities were contacted, with 403 opting to use postal voting instead of mobile voting services.

Figure 11: Declared facility voting as a percentage of total votes



Source: NSW Electoral Commission, Legislative Assembly.

Sydney Town Hall: all-district voting centre

Sydney Town Hall was established as an all-district voting venue for early voting and election day voting. More than 26,000 votes were cast during the early voting period, 44 per cent above projections.

Voting numbers on election day were in line with expectations for Sydney Town Hall, with 7,743 electors voting at the venue. Voters from the Sydney metropolitan area were the primary voters at Sydney Town Hall. The following tables show the top 10 electoral districts for each voting period.

Table 28: Utilisation of Sydney Town Hall during early voting for the 2019 NSW State election (highest usage by electoral district)

District	Total votes (early voting)
Sydney	5,015
Newtown	1,944
Heffron	1,553
Balmain	1,374
North Shore	921
Willoughby	712
Drummoyne	688
Summer Hill	687
Vaucluse	681
Strathfield	633

Source: NSW Electoral Commission.

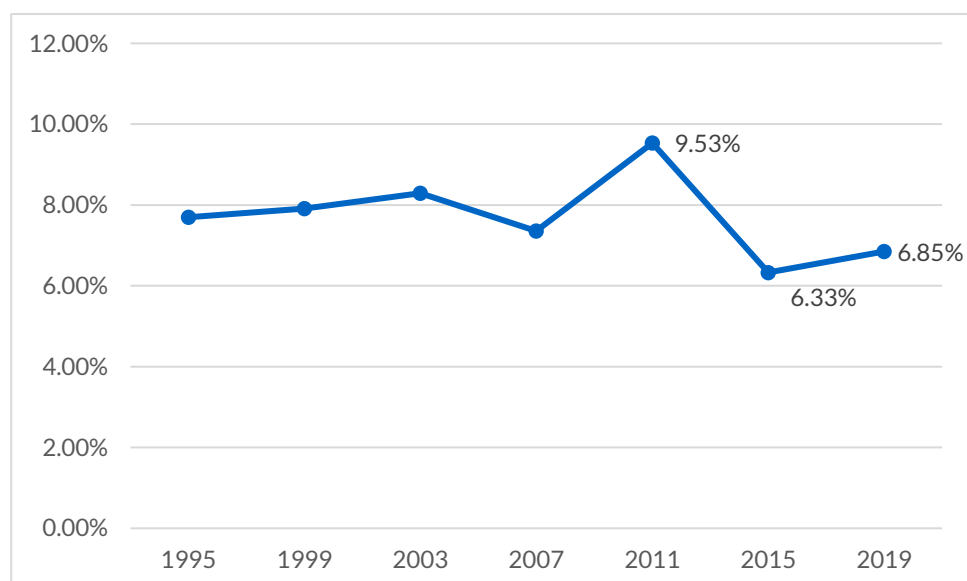
Table 29: Utilisation of Sydney Town Hall on election day for the 2019 NSW State election (highest usage by electoral district)

District	Total votes (election day)
Sydney	2,893
Newtown	395
Heffron	348
Balmain	230
Rockdale	161
North Shore	148
Summer Hill	131
Strathfield	127
Lane Cove	111
Coogee	112

Source: NSW Electoral Commission.

Absent and declaration voting

Figure 12: Absent voting as a percentage of total votes



Source: NSW Electoral Commission, Legislative Assembly.

New South Wales State legislation allows for voters to cast a provisional vote by way of a written declaration. Provisional votes support voters whose details do not appear on the authorised roll for a district. Reasons why an elector's name may not appear on the authorised roll are listed below (including the type of declaration vote issued to these electors).

Table 30: Types of declaration votes

Declaration vote reason	Declaration vote type issued
The voter is enrolled in a district other than the one they are voting in	Absent
The voter is not yet enrolled but is eligible to be enrolled	Enrolment (new enrolment)
The voter is enrolled but has moved to another district	Enrolment (update enrolment)
The voter's name has been omitted from the roll in error	Enrolment (name not on roll)
The voter's name has been marked off the roll but they claim not to have voted	Name already marked as voted

Source: NSW Electoral Commission.

All completed declaration votes for the 2019 NSW state election were returned to the Centralised Declaration Vote Count Centre for processing. Declaration vote envelopes are scrutinised to confirm that the details provided validate the person's eligibility to vote. In light of this scrutiny, declaration votes are either accepted into or rejected from the count.

For the 2019 election, 0.89 per cent of absent votes were rejected and 13.95 per cent of enrolment votes were rejected (see table below). In all categories, voters made simple errors such as failing to sign the declaration. The complexity of the enrolment declaration may have increased the number of elector errors for such declarations. This issue will be further examined with the aim of improving the enrolment declaration process to reduce rejection rates at future elections.

Table 31: Declaration vote rejection rates by vote type for the 2019 NSW State election

Declaration vote type	Accepted	Partially accepted*	Rejected	Total	Reject %
Enrolment	86,449	14,791	15,415	116,655	13.21%
Absent	327,503	8,238	3,001	338,742	0.89%
Name already marked as voted	325	45	60	430	13.95%
Postal	140,595	N/A	45,100	185,695	24.29%

Source: NSW Electoral Commission. *Only the Legislative Council ballot paper accepted to the count, the Legislative Assembly ballot paper rejected due to mismatch with elector's address and the Legislative Assembly ballot paper issued.

Silent electors

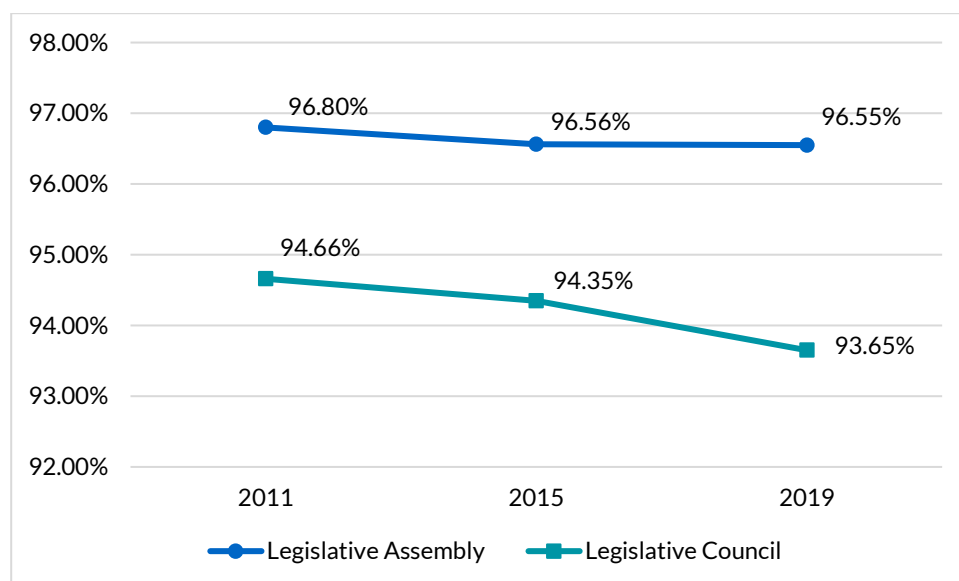
Under the *Electoral Act 2017*, silent electors are no longer required to complete a declaration vote when voting at a voting centre but can cast an ordinary vote.

The eligibility requirements for technology-assisted voting (iVote) were also amended to include silent electors. This is of particular benefit to those voters who registered as a silent elector for reasons of personal safety. A letter outlining the voting options for silent electors for the 2019 NSW State election was sent to all registered silent electors.

Formality and informality

Formality refers to the proportion of ballot papers correctly completed.

Figure 13: Formality rates (Legislative Assembly and Legislative Council)



Source: NSW Electoral Commission.

Legislative Assembly informality

Of the 162,897 informal Legislative Assembly ballot papers cast 139,507 were blank.

Table 32: Legislative Assembly informality rates (2019, 2015 and 2011 NSW State elections)

Year	Total ballot papers counted	Total informal ballot papers	Informality rate
2019	4,714,783	162,897	3.46%
2015	4,561,234	156,900	3.44%
2011	4,290,595	137,260	3.19%

Source: NSW Electoral Commission.

See Appendix K for informality rates per electoral district.

Table 33: Legislative Assembly informality rate by voting channel for the 2019 NSW State election

Voting channel	Total votes	Informal blank	Informal other	Total informal	Informal rate
Ordinary vote	2,901,394	100,533	16,269	116,802	4.03%
Early voting (in person)	1,020,780	24,925	4,909	29,834	2.92%
Absent	323,079	8,980	1,531	10,511	3.25%
iVote	234,401	1,440	0	1,440	0.61%
Postal	136,572	1,025	215	1,240	0.91%
Enrolment/provisional	83,463	2,200	420	2,620	3.14%
Declared facilities	15,094	404	46	450	2.98%

Source: NSW Electoral Commission.

Legislative Council informality

Of the 301,681 informal Legislative Council ballot papers cast, 200,258 were blank. There were 61,751 more blank ballots cast for the Legislative Council than the Legislative Assembly.

Table 34: Legislative Council informality rates (2019, 2015 and 2011 NSW State elections)

Year	Total ballot papers counted	Total informal ballot papers	Informality %
2019	4,752,827	301,681	6.35%
2015	4,574,866	258,368	5.65%
2011	4,306,285	230,261	5.34%

Source: NSW Electoral Commission.

Table 35: Legislative Council informality rate by voting channel for the 2019 NSW State election

Voting channel	Total votes	Informal blank	Informal other	Total informal	Informal rate
Ordinary	2,910,477	142,612	68,265	210,877	7.25%
Early voting (in person)	1,023,986	37,352	22,704	60,056	5.86%
Absent	333,391	10,928	6,897	17,825	5.35%
iVote	234,401	4,082	-	4,082	1.74%
Postal	135,302	1,266	838	2,104	1.56%
Enrolment/provisional	99,971	3,401	2,511	5,912	5.91%
Declared facilities	15,299	617	208	825	5.39%

Source: NSW Electoral Commission.

Analysis of informality

A manual tally of postal vote packs received by the Electoral Commission up to 12 April 2019 showed that 4,094 were missing Legislative Assembly ballot papers (that is, only Legislative Council ballots were included) and 5,393 were missing Legislative Council ballot papers (that is, only Legislative Assembly ballots were included). This may suggest that the size of the Legislative Council ballot paper could present a challenge for some postal voters with regards to folding and inserting in the envelope to be returned to the Electoral Commission.

The size of the Legislative Council ballot paper also presents operational issues for the Electoral Commission:

- Few suppliers have the capacity to print and deliver across New South Wales the volume of ballot papers required within the legislated four-day timeframe between the close of nominations and the commencement of early voting and postal voting.
- Logistical challenges occur with the transportation of ballot papers across the State for election day and their return to the Legislative Council centralised count centre in Sydney after close of voting on election day.
- It is a labour intensive task to unfold, sort and count the ballot papers in voting centres on election night and in the weeks after election day.

The Electoral Commission suggests that consideration be given to offering electors a choice between a short-form ballot paper (for electors who wish to vote above the line) and a longer-form ballot paper (for electors who wish to vote below the line).

Non-voters

'Apparent failure to vote notices' for the 2019 NSW State election were lodged with Australia Post on 20 June 2019.

Table 36: Apparent failure to vote notices issued (2019, 2015 and 2011 NSW State elections)

Election year	Enrolment	Apparent failure to vote notices issued	Non-voter rate
2019	5,271,775	384,879	7.30%
2015	5,040,662	368,740	7.31%
2011	4,635,810	234,173	5.05%

Source: NSW Electoral Commission.

People who received an apparent failure to vote notice can provide advice that they did vote or provide a reason for being unable to vote. Responses can be provided either in writing or through the non-voter self-service online portal. The options for responding to an apparent failure to vote notice are:

- if voted, provide details of where and when
- if did not vote, pay the fine (\$55)
- if did not vote, provide sufficient reason
- dispute the matter and have it heard in court. (A court may impose a penalty for an offence of failing to vote of \$110 plus court costs).

To avoid missing future elections, voters are encouraged to sign up to the election reminder service (at elections.nsw.gov.au/remindme). Free reminders are sent by SMS or email about upcoming State and local elections and by-elections relevant to the enrolled address.

Multi-voters

Under the *Electoral Act 2017*, it is an offence to vote more than once in an election. Schedule 6 to the Act also provides for the Electoral Commissioner to declare a person reasonably suspected of being a multiple voter to be a 'special elector', and be noted as such on any authorised roll or list of electors.

Following the election, the authorised printed rolls were scanned to identify people who voted, those who appeared not to have voted and anyone who appeared to have voted more than once on election day. Comparisons were then made against electors' names that were marked off the electronic roll (used at early voting centres). Analysis was carried out to identify those electors who may have voted using different early voting channels. This process identified electors who had apparently voted before election day and on election day and those who had voted early using early-voting channels.

At the time of publication, the Electoral Commission was in the process of contacting 2,197 apparent double-voters. There were 10 instances of apparent multiple (that is, more than twice) voting which are being examined by the Electoral Commission.

The incidence of any multi- or double-voting was not high enough to affect the election outcome in any district.

Post-election review

Voting period versus an election day

The number of electors choosing to cast their vote in person during the early voting period continues to increase. This growth indicates a preference to access voting services outside a single election day. In recognition of the increase in early voting at the NSW State election and recent elections around Australia, the Electoral Commission would support consideration being given to an extended voting period rather than an election day.

Postal voting

Analysis has shown the primary reason for postal packs being rejected at the preliminary scrutiny stage was that both ballot papers were not placed into the inner postal certificate envelope. The Electoral Commission suggests that consideration be given to the introduction of a savings provision to allow for the acceptance of ballot papers that are contained in the outer postal envelope, providing other scrutiny requirements are met. Clause 55 of the *Aboriginal Land Rights Regulation 2014* has been recently amended to include such a provision.

Postal vote communication

During the 2019 election almost 250,000 postal vote applications were received over a five-week period. During this time more than 15,000 emails were received by the postal voting team, 25 per cent of which were complaints. Of those complaints, 86 per cent were from electors seeking advice regarding the status of their applications and issuance of their postal packs.

The current postal voting system does not have any automatically generated messaging and relies on enquiry staff to interrogate the system for the information required and relay that to electors by phone or email. During the election, staff allocated to this task were unable to meet the demand for this information.

The introduction of an automated elector communication module could provide electors with email or SMS acknowledging receipt of their application, status of their application and the issue of their postal pack. This system would significantly reduce the number of enquiries made to the Electoral Commission and provide improved service to electors.

Multi-district voting centres

The Electoral Commission established an all-district voting centre located at Sydney Town Hall, where votes were issued for all districts in NSW. Analysis shows that this service is predominately used by Sydney metropolitan districts.

There are significant costs and resource requirements associated with running Sydney Town Hall as an all-district voting centre. Analysis is being undertaken to determine whether there is a more effective way to provide multi-district voting services to electors across the Sydney metropolitan area. As part of this analysis, consideration will be given to the establishment of other multi-district early voting hubs to support other Sydney business districts, such as Parramatta and Chatswood.

Voting and count centre service delivery

Centralised postal vote application processing

The Centralised Postal Vote Count Centre (CPVCC) operated from 25 February to 5 March 2019. The CPVCC facilitated all aspects of postal voting, including the processing of postal vote applications, distribution and receipt of postal vote packs, scrutiny of postal vote certificates and counting postal vote ballot papers.

The centralisation of these processes allowed for improved control and provided consistency of approach in the processing of postal votes across New South Wales. In addition, the redirection of processing of postal votes from the 93 district election managers to a centralised operations unit reduced the effort required by each of the election managers, enabling them to focus on their specific local operations during the election operation period.

Centralised count centres

For the 2019 State election two centralised count centres were established to improve the efficiency of the count, support consistency or scrutineering and support secure handling of ballot papers. The centralised count centres were in operation seven days a week, with two shifts of eight hours each day.

Centralised Declaration Vote Count Centre

The Centralised Declaration Vote Count Centre (CDVCC) operated from Saturday, 23 March 2019 (election night) to Wednesday, 10 April 2019.

The CDVCC was established to centralise the processing of all declaration votes cast across the State. Following the election, election managers from all 93 districts were required to transport declaration votes taken at early voting centres, declared facilities and election day voting centres to the CDVCC located at Carriageworks Eveleigh.

Declaration vote ballot papers for the following vote types were check counted at the CDVCC:

- absent
- enrolment
- name already marked as voted
- postal (accepted from election day onwards).

Declaration votes were received, scrutinised for the purpose of being accepted or rejected to a count, extracted and counted. All aspects of the count were completed within the CDVCC and reported via the Electoral Commission website.

The containment of all declaration votes within the CDVCC ensured that the scrutiny process was consistent across all 93 districts and strengthened the security of ballot papers by limiting the movement of ballot papers. For example, in previous State elections absent votes were redirected from the 93 issuing districts to the 93 home districts.

Legislative Council Count Centre

The Legislative Council Count Centre (LCCC) operated from Saturday, 23 March 2019 (election night) to Wednesday, 10 April 2019.

The purpose of processing Legislative Council ballot papers centrally was to maintain consistent processes and standards, given the highly complex nature of the Legislative Council ballot paper. A centralised process improved the count quality and generated significant economies of scale.

Using the Electoral Commission's proportional representation computer count (PRCC) system, the LCCC received and check counted the following:

- all ordinary Legislative Council ballot papers issued state-wide at voting centres, early voting centres, and declared facilities (3,934,463 ballot papers processed)
- the postal ballot papers accepted as at Friday before election day, this included the initial count and check count of these ballot papers (56,599 ballot papers processed).

See Appendix L for an explanation of the processes undertaken at the Legislative Council Count Centre.

Services for political participants

Candidates, groups and registered political parties

Resources were provided to promote compliance by political parties, candidates and other political participants with the requirements of the *Electoral Act 2017* and *Electoral Funding Act 2018*.

The services to registered political parties and independent members of Parliament included:

- seminars (two in June 2018 and two in November 2018)
- preview of the online nomination system (November 2018)
- face-to-face training for the online nomination system and registration of electoral material (January 2019)
- iVote seminar (February 2019).

Communications for political participants included:

- website content about registration and nomination, registration of electoral material, and the management and disclosure of political donations and electoral expenditure
- handbook for candidates, political parties and scrutineers
- political participant phone line and email enquiry service
- social media and other advertising
- direct mail and emails to parties, candidates and third-party campaigners.

The *Candidate handbook*, fact sheets, forms, information and candidate presentation were made available on the Electoral Commission website. These resources covered:

- candidate registration, funding entitlements, funding and disclosure information
- nominating as a candidate for the Legislative Assembly or Legislative Council
- forming a group for the Legislative Council
- registration of electoral material
- appointment of a scrutineer
- voting and results.

These online resources were downloaded more than 1,045 times after 1 January 2019. A help desk was established to assist candidates and registered political parties. More than 2,850 calls were dealt with during the election period.

In the lead-up to and throughout the election period, 27 bulletins were distributed to registered political parties providing information on all aspect of the election including, registration and nomination requirements, vote count procedures and locations, campaign funding and expenditure.

Emails were distributed to candidates throughout the election period regarding open and close of nominations, electoral material, voting, election day processes, and counting and results.

Services to scrutineers

A scrutineer liaison officer was appointed to facilitate scrutineer visits onsite at the centralised count centres. A receptionist was appointed to each centralised operation to facilitate the induction of scrutineers into the venue. Induction included receipt of the scrutineer appointment form, issue of identification vest and identification as well as a summary sheet outlining the scrutineer's role and responsibilities. On induction, scrutineers were offered an overview of the operational processes and then provided with an overview of their role and restrictions provided for in legislation.

A scrutineer briefing session was also conducted for candidates, political parties and their scrutineers regarding the iVote system. The session provided an overview of the system and procedures, and the audit information that would be available. It also included information about the key iVote events that scrutineers were able to observe.

Customer satisfaction survey results

With regard to the candidates help desk and funding and disclosure client services:

- 24 per cent of candidates surveyed reported to have called the candidate help desk about nominating or registering electoral material. Among those who called the candidates help desk, the majority (88 per cent) reported to have received the information they required.
- In total, 53 per cent of candidates surveyed stated the Electoral Commission provided enough information about their electoral funding and disclosure responsibilities.

With regard to candidate information presentations:

- 39 per cent of candidates surveyed were aware that candidate information presentations were available on the Electoral Commission website.
- Of those who were aware of the candidate information presentations on the website, 34 per cent had viewed a presentation.

With regard to other information and assistance provided to candidates and third-party campaigners:

- 81 per cent stated they received sufficient information explaining their rights and obligations.
- 75 per cent reported to have received sufficient information to explain where to get help if needed.
- 95 per cent used the Electoral Commission website as a source of information with 62 per cent satisfied with it.

Innovation and customer focus

Digital services

Changing operating and legislative environments created opportunities for the Electoral Commission to improve the delivery of elections.

Website redesign: elections.nsw.gov.au

The website is key to the Electoral Commission's customer-centred digital presence, to help voters, political participants and other stakeholders understand and participate in the democratic processes of New South Wales. In the lead-up to election, the first of a three-phase digital transformation programme was delivered. This included:

- extensive audience research to gain insights into the current needs and future expectations of users and external stakeholders
- procurement of a new digital platform
- implementation of a new content strategy based on customer research insights, business needs and legislative requirements
- development of a new, consolidated, mobile-first digital presence.

The research revealed that people want to:

- use the device of their choice to access information – this is increasingly a mobile device
- control their own account subscription preferences (that is, self-serve)
- have a consistent experience from a trusted authority.

The research also covered the types of information users look for, and where and when they look for it. This revealed the need for four main types of information:

- information about upcoming elections – dates and obligations
- election day information – with information needs changing throughout the course of the day
- election results
- general business-as-usual information about the Electoral Commission and its functions.

These insights were used to determine a content hierarchy and enabled the development of a website that easily responded to the changing needs of users based on the election lifecycle (when an election is forthcoming, election day, vote counting and election results – and legislative obligations aligned to the election cycle).

Phase two saw the new website launch in December 2018. This consolidated several online sources of information from across the Electoral Commission, making it easier for people to find what they are looking for.

The website was underpinned with an analytics package: the quantitative results from analytics validated the customer research. This has provided evidence-based insights of customer behaviour and information needs to be used for future elections.

The website recorded a five-fold increase in traffic, and scored a satisfaction rating of 78 per cent in the customer survey. The increase in traffic can be attributed to a number of factors, including the consolidation of several online sources of information into a single website, the Electoral Commission's digital-first strategy and promotion of the website to drive organic growth. Supporting these factors is the increase in the digital consumption of information by the general public.

Website analytics

- more than five times the website traffic for the 2019 election than 2015
- 2.4 million page views on election day (23 March 2019)
- more than 1 million website users during the week leading up to the election
- 150 per cent increase (versus the 2015 election) in website traffic during election week
- more than 9,000 real-time concurrent users at a given time on election day
- 79 per cent mobile and tablet users on election day
- reduced bounce rate from 30 per cent to 3 per cent
- the 'Where do I vote?' page was the most popular page visited by 27 per cent of users during election week.

Online registration of electoral material

For the 2019 NSW State election, the Electoral Commission implemented a system to enable candidates, registered political parties, third-party campaigners and members of the public to register their electoral material (how-to-vote cards) online for approval by the Electoral Commissioner for distribution on election day.

- 1,319 pieces of electoral material were submitted for registration
- 959 pieces of electoral material were approved, of which
 - 138 items were for the Legislative Assembly only
 - 26 items were for the Legislative Council only
 - 705 items for both the Legislative Assembly and Legislative Council
 - 90 were considered as generic material.
- 360 pieces of electoral material were rejected, of which
 - 95 items were for the Legislative Assembly only
 - 14 were for the Legislative Council only
 - 213 were for both the Legislative Assembly and Legislative Council
 - 38 were considered as generic material.
- 100 public users submitted electoral material using the online system (Electoral Commission staff processed electoral material on behalf of two people).

The majority of rejections were due to applicants not representing the ballot paper correctly, for example, spelling errors in candidate names, not showing the correct independent status or registered party name next to the candidate.

All registered electoral material was displayed on the NSW Electoral Commission website from the Monday prior to election day until close of polling at 6 pm election day to allow the public access to the approved electoral material.

Customer satisfaction survey results

Of the candidates surveyed who used the online system for how-to-vote materials:

- 82 per cent of respondents found it easy to use
- 68 per cent of respondents reported the turnaround time to be acceptable.

iVote

Background

Since its introduction in 2011, iVote has been used in all NSW State elections and by-elections.

iVote usage

An increase in the use of iVote for the 2019 State election was forecast, however fewer iVotes were cast compared to the 2015 election. With usage data from only three NSW State elections and a wide variation in across those elections (and similar variations across iVote usage at State by-elections), the understanding of the 'natural population' of electors who can be expected to use iVote continues to evolve.

Trends in the use of iVote as a percentage of total votes:

- 2019 – 4.97 per cent of total votes
- 2015 – 6.22 per cent of total votes
- 2011 – 1.1 per cent of total votes

Table 37: Votes cast by electors who successfully applied for iVote

	2019	2015	2011
Vote cast by iVote	84.1%	94.6%	91.7%
Voted another way	10.9%	3.6%	5.4%
Did not vote	5.0%	1.8%	2.9%

Source: NSW Electoral Commission.

Eligibility to use iVote

iVote supports participation in the democratic process by people who:

- are blind or have low vision
- are unable to vote without assistance or have difficulty voting at a voting centre because of a disability, or reading disability
- are a silent elector (this eligibility criteria was introduced by the *Electoral Act 2017*)
- live more than 20km from a voting centre
- will be interstate or overseas during voting hours on election day.

Table 38: iVote usage at NSW State elections (2019, 2015, 2011)

Eligibility criteria	Number of iVotes cast	Percentage of total	iVoted by internet	iVoted by telephone
2019				
Blind/low vision	1,174	0.50%	1,106	68
Reading disability	2,077	0.89%	2,038	39
Disability	12,773	5.45%	12,485	288
20km from a voting centre	7,381	3.15%	7,311	70
Outside NSW (interstate)	160,025	68.27%	158,657	1,368
Outside NSW (overseas)	47,977	20.47%	47,678	299
Silent elector	2,994	1.28%	2,946	48
Total	234,401	100%	232,211	2,180
2015				
Blind/low vision/illiterate	4,818	2%	4,609	209
Disability	12,714	4%	12,337	377
20km from a voting centre	8,407	3%	8,270	137
Outside NSW on election day	257,730	91%	255,357	2,373
Total	283,669	100%	280,573	3,096
2011				
Blind/low vision/illiterate	668	1.4%	450	218
Disability	1,296	2.8%	1,136	160
20km from a voting centre	1,643	3.5%	1,542	101
Outside NSW on election day	43,257	92.3%	41,477	1,780
Total	46,864	100%	44,605	2,259

Source: NSW Electoral Commission.

System outages and potential voter impact

The iVote platform experienced intermittent performance issues that negatively affected accessibility and usability at various times during the registration and voting periods. These issues were significant in the week leading up to election day, in particular the day before election day and election day itself.

It should be noted that none of these service incidents affected the security of the iVote system.

Impact on electors of disruptions

It is estimated that between 35,000 and 45,000 people were affected in some way by these disruptions.

- About 12,000 electors started to apply for iVote but did not complete their application.
- About 30,000 electors applied for iVote, but voted using another method (compared with about 11,000 in 2015).
- About 10,000 electors who are known to have unsuccessfully attempted to apply for iVote, voted using another method.
- This means that about 40,000 electors who applied, or attempted to apply, to use iVote cast votes using other voting channels.
- 14,081 people successfully applied for iVote and did not cast a vote through any voting channel.
- 2,183 people who are known to have unsuccessfully applied for iVote, did not cast a vote through any voting channel.
- At the 2015 State election, 5,394 people who successfully applied for iVote did not cast a vote through any voting channel (unsuccessful applications attempts were not recorded in 2015).

The following themes capture the difficulties experienced by some voters, based on customer feedback.

- Registered but not received iVote number
 - After applying to use iVote, users were issued a unique iVote number. Where people had applied for iVote in the registration period preceding the commencement of voting, iVote numbers were sent out in batches throughout the first day of early voting. This was put in place to ensure that the number of people using iVote at any one time did not exceed system capacity. It is apparent that many voters thought they would receive their iVote number at the beginning of the first day of early voting and, when this did not happen, they assumed there was a problem.
 - By the evening of 11 March 2019 all individuals who had registered to use iVote prior to the opening of early voting had been sent their voting credentials. Once the voting period had commenced, the sending of iVote numbers was effectively instantaneous after an elector had registered.
- Forgotten password (password too long to remember)
 - To increase access security for iVote, a more complex password requirement was implemented (at least 10 characters where previously it was a six-digit PIN). Having in mind that, although iVote applications could be made from 11 February 2019, voting did not commence until 11 March 2019, some users found their passwords difficult to remember and locked their account following incorrect password attempts.
- Could not register or cast vote due to iVote system issues
 - The iVote platform experienced periodic performance issues that prevented users from registering and casting their vote (see the following iVote service timeline and system outages).

iVote service timeline and system outages

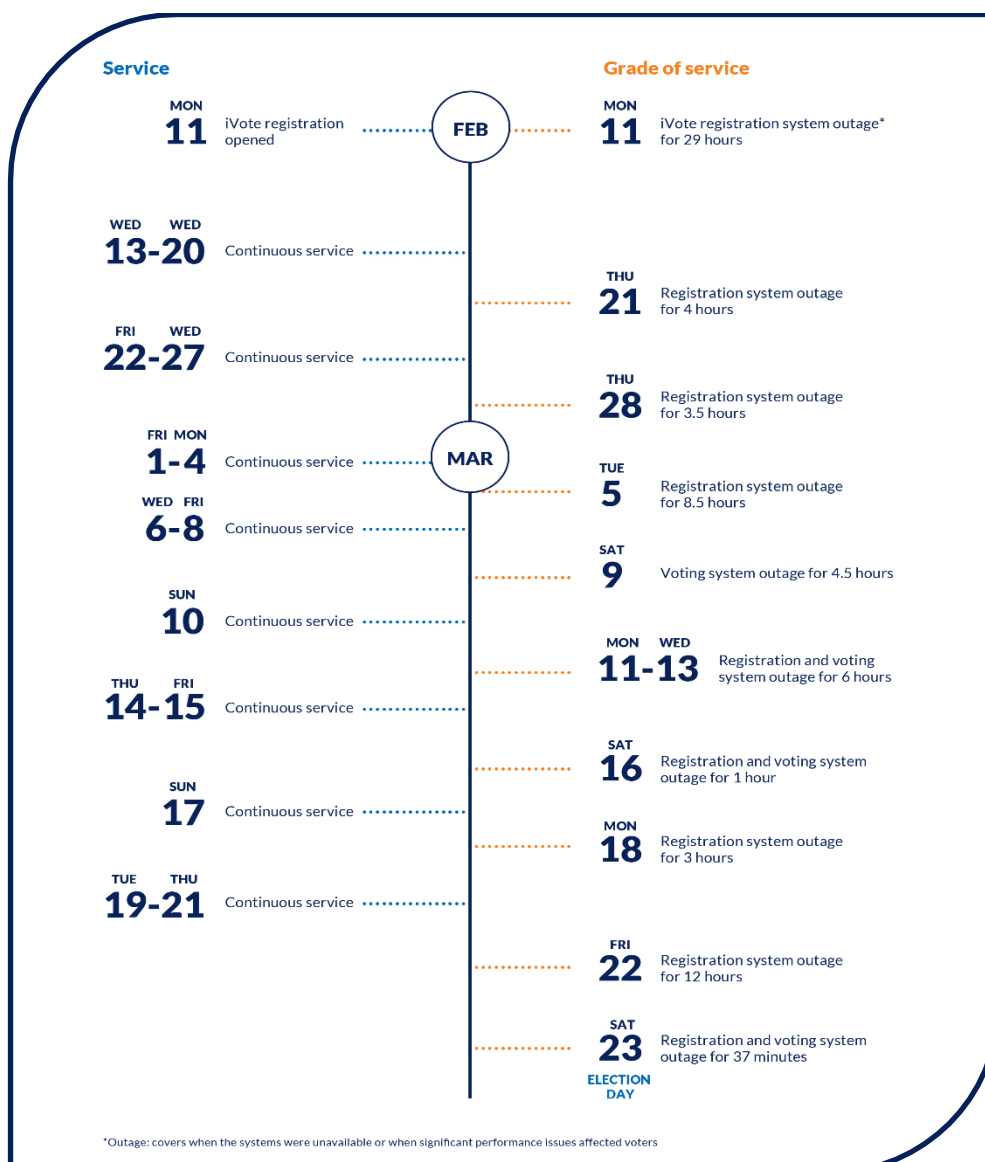
The iVote channel can be used 24-hours/day, seven-days/week during the legislated registration and voting period. The platform’s functionality for the registration and voting period (11 February to 23 March 2019) and the voting period (11 March to 23 March 2019) is categorised in the following table.

Table 39: iVote platform availability

Period	Platform not available	Platform available but degraded service	Platform fully functional
Registration and voting period 11 February to 23 March 2019	5.40%	2.89%	91.71%
Voting period 11 March to 23 March 2019	0.84%	9.40%	89.77%

Source: NSW Electoral Commission.

Figure 14: iVote platform service timeline



Source: NSW Electoral Commission.

Review and refresh

In response to a 2016 JSCEM recommendation, in September 2017 Mr Roger Wilkins AO was engaged to undertake an inquiry³ concerning the iVote internet and telephone voting system. A focus of the Wilkins report was iVote security.

Improvements introduced through the iVote refresh project include:

- enhanced system security and voting protocol integrity (this included a new verification app, available for android and iOS)
- multi-language voting support (in Arabic, Chinese (Simplified), Chinese (Traditional), Greek, Italian and Vietnamese). These languages cover 50 per cent of people in New South Wales who speak a language other than English
- transparency – publishing of critical sections of the voting system source code
- more information for scrutineers, including a half-day briefing.

Vote verification functionality

In response to a JSCEM recommendation, functionality introduced to support iVote at the 2015 election included the ability for a voter to verify their vote via telephone. Verification assures electors that their vote is cast as intended. Only 1.7 per cent of voters verified their vote in 2015. A verification app was introduced for the 2019 election (available for android and iOS), which saw the number of votes verified increased to 111,654, giving a verification rate of 47.6 per cent.

Stakeholder feedback

Valuable feedback was received during the iVote refresh project from users and stakeholder groups. In particular, the Electoral Commission wishes to thank Blind Citizens Australia, Guide Dogs Australia and Vision Australia. These stakeholders identified a number of areas for improvement including lead times for information about iVote, training of call centre staff, the length and complexity of password requirements and issues relating to vote verification including accessibility issues with the iVote verification app, the CAPTCHA process and the multiple devices requirement for verification. Due to time constraints, not all issues identified and improvements suggested could be actioned before the election. The Electoral Commission will continue to work to resolve these issues for future elections in consultation with stakeholders.

Security concerns – Swiss Post

Swiss Post delivers mail, banking and an online voting platform to cantons for Swiss elections. A ‘public intrusion test’ of the Swiss e-voting system was conducted from 25 February to 24 March 2019 by Swiss Post and the Swiss Federal Chancellery, offering cash prizes for cryptographers, academics and hackers to identify any weaknesses in their system, either directly or from reviewing its source code. In the course of this exercise an issue was identified that was also present in the iVote system.

The affected component in the iVote system was the ‘mixnet’. Before votes are decrypted and counted, the mixnet is used to randomise the order of the votes to ensure they cannot be connected to individual voters. This is part of the process that ensures that iVote users have the same ability to cast a secret ballot as voters who use any other voting channel.

³ *Report on the Security of the iVote System*, Roger Wilkins AO. May 2018 (available at elections.nsw.gov.au)

Unlike the Swiss Post system, the machine on which the iVote mixnet runs was not physically connected to any other computer systems either within or outside the Electoral Commission. The mixnet issue was assessed and rectified before the relevant code was used for the 2019 NSW State election.

iVote source code for review

As part of a programme of work to support transparency of, and public confidence in, the security of the iVote voting system, the Electoral Commission has made key components of the source code available for post-election review and comment. This was a recommendation of both the JSCEM and Wilkins report.

Post-election review

Self-service password reset

As noted above, to enhance security of the iVote system the password length was extended to 10-digits. A number of users found the password difficult to remember and locked their account due to incorrect password attempts. People in this situation had no option to reset their password other than via the call centre. The introduction of a self-service reset facility would improve user experience.

Application period versus voting period

The value of a long iVote application period is being considered and whether it could be reduced to coincide with the iVote voting period. This would help reduce the incidence of forgotten passwords. Another potential process improvement to be considered is to enable eligible voters to register and vote in the same instance, removing the two-step process and need for a subsequent login.

Voting period

As a voting channel aligned with other early voting channels, the use of iVote on election day will be reviewed.

Verification app

The uptake of the smartphone verification method exceeded expectations and, as a new service, it is being reviewed to consider improvements in:

- accessibility of the process
- communication to electors regarding the process, the reasons for verifying your vote and that it is optional.

Customer satisfaction survey results

Despite its performance issues, most voters who cast their vote via iVote were satisfied with their experience.

- The majority of survey respondents (74 per cent) were satisfied with the overall iVote service, stating it was an easy, quick and convenient process.
- System performance issues or error (53 per cent) were the main reported reasons why voters who used iVote were dissatisfied with iVote experience.
- Of voters surveyed, 81 per cent reported to be satisfied with the time spent voting.
- One in five (20 per cent) of respondents sought assistance at some stage when they were using iVote.
 - 70 per cent of those who sought assistance when using iVote called the call centre, 26 per cent visited the FAQ page on website and 16 per cent sought assistance from family or friends
 - The key reasons reported for seeking assistance were in regard to casting a vote (33 per cent), receiving iVote numbers (27 per cent) and applying to use iVote (27 per cent).

Online nominations system

Ahead of the 2019 election, the JSCEM recommended the introduction of an online system to make it easier for candidates and parties to submit their nomination forms, and to streamline the processing of this information. In response to this recommendation, the Electoral Commission developed an online nomination system for use at the 2019 State election.

Table 40: Candidate utilisation of online nomination system

House of Parliament	Number of candidates*	Number who lodged online	Percentage online
Legislative Assembly	575	398	69%
Legislative Council	352	258	73%

Source: NSW Electoral Commission. *Includes one rejected and five withdrawn candidates for the Legislative Council and three rejected and four withdrawn candidates for the Legislative Assembly.

The release of the system on 21 January 2019 introduced capabilities for the entry and creation of nominations including:

- online entry of nominations
- online validation of nominations according to legislative requirements
- preparation and storage of nomination forms
- online entry of Child Protection Declarations.

When the nomination lodgement period commenced on 25 February 2019, the system was opened for additional functionality including:

- lodgement of nominations
- credit card payment of nomination deposits, with all online payments processed successfully.

Manual nomination processes remained available for those candidates or parties who did not wish to utilise the online system. Electoral Commission staff processed these nominations in parallel with the online system.

The online system was presented to parties and candidates prior to the commencement of the nomination period and feedback was received in stakeholder sessions. Training was conducted and a candidate helpdesk established to address any concerns or system problems identified by users.

The system did not encounter any downtime throughout the nomination period. The online system completed close of nominations at 12:00pm on 6 March 2019.

The new system delivered significant benefits by:

- reducing errors in the completion of nominations
- supporting political parties, especially minor parties with fewer administrative personnel, in meeting nomination requirements
- providing simple access to nominate via the NSW Electoral Commission website, enabling efficient and timely completion of nominations
- enabling error-free generation of ballot papers based on nomination data.

Feedback received from political parties and candidates on the use of the online system was positive, with candidates noting that the system was a significant improvement over the manual process.

Election reminder service

The election reminder service enables voters to subscribe to receive free SMS or email reminders about NSW State or local government elections relevant to their enrolled address. The election reminder service is viewed as a key digital communication channel to deliver important election information, promote election awareness and increase participation. The expansion to an opt-out service is being considered for all electors whose mobile details are held by the Electoral Commission for enrolment purposes. The privacy aspects of such a proposal – which may involve the use of personal information that has been collected from other agencies for direct enrolment - will need to be considered further as the proposal develops.

Between 11 and 23 March 2019, 226,126 electors received one or more email or SMS messages alerting them of their voting options and to vote at the 2019 State election.

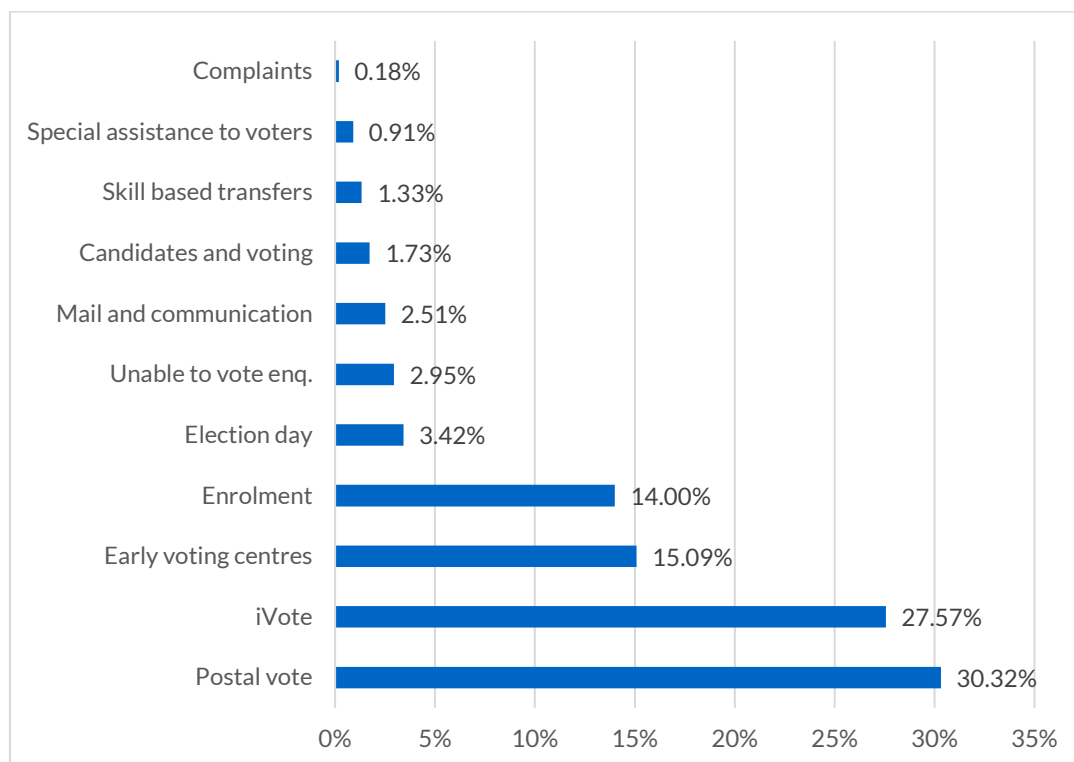
Elector enquiry centre

The elector call centre operated for an eight-week period leading up to election day. Responsibilities included responding to general enquiries (by phone and email), assisting with iVote and postal vote applications, and facilitating the iVote operator-assisted voting option.

The Electoral Commission received 289,784 calls to its various help desks and enquiry lines for election staff, electors, candidates and other political participants, and the media during the election period. Of these, 115,836 were directed to the elector call centre along with 9,105 emails. Over the two days 22 and 23 March, 104,884 calls were received by the elector call centre. Up to 150 staff were employed at peak times. During the 2015 election the elector call centre received approximately 126,000 calls.

Calls were categorised according to incoming queue and final resolution. Although the iVote inbound queue was the highest by volume, not all of these calls lead to an iVote-related resolution. For example, in many cases voters wishing to register for iVote did not meet the eligibility criteria for that voting channel, but were eligible to apply for postal vote.

Figure 15: Call resolutions as a percentage of total handled calls for the 2019 NSW State election



Source: NSW Electoral Commission.

Call volume, line quality and wait times

The high volume of calls being received caused problems with the call quality for the operators. An internet-based phone system was used for flexibility and cost-effectiveness. However, when more calls were received on a line than the line was configured for, the call quality deteriorated. This in turn meant that call durations were longer than they should have been and led to an increase in call wait times. This necessitated constant monitoring and adjustment of the system by the call centre technicians at periods of very high call volumes.

Call capacity issues at various times in the lead-up to election day meant that some calls were not admitted into the call queue and callers experienced call drop-out.

Post-election review

Call centre staff

Elector call centre staff required a higher level of skills to handle iVote calls as well as more intensive training and monitoring. A higher ratio of supervisors to operators will be implemented in the future.

General self-service

Researching the needs of customers revealed they want to be able to self-serve; that is, to control their own subscription preferences and passwords. The Electoral Commission is analysing the move to a self-service model where electors access the website in preference to contacting the call centre for operator assistance.

Funding, disclosure and compliance

Public funding – Election Campaigns Fund

The ‘dollar per vote’ model public funding scheme that was introduced at the 2015 NSW State election was retained for the 2019 NSW State election with the commencement of the *Electoral Funding Act 2018*. Under the scheme, public funding is available to eligible parties and eligible candidates who are not endorsed by an eligible party.

A party is eligible if, among other things, it is a registered party and the total number of first preference votes received by the party’s endorsed candidates in either the Legislative Assembly or Legislative Council election is at least four per cent in the Legislative Assembly or Legislative Council (as applicable), or at least one endorsed candidate of the party is elected.

A candidate is eligible if, among other things, the person is a registered candidate and the candidate receives at least four per cent of the first preference vote in their district (in the case of a Legislative Assembly candidate), or in the case of a Legislative Council candidate, the candidate was not a member of a group that was endorsed by a party and receives at least four per cent per cent of the first preference vote in the Legislative Council.

Under the scheme, the amount of public funding to be distributed from the Election Campaigns Fund to an eligible candidate or party is the lesser amount of the following:

- a dollar amount per first preference votes received by an eligible candidate or by an eligible party’s endorsed candidates
- the total amount of actual campaign expenditure incurred by the party and all of its endorsed candidates.

Table 41: Public funding available to eligible political parties and candidates (2019 NSW State election)

Criteria
<p>Category A (party): an eligible party that has at least one Legislative Assembly candidate elected, or the party's endorsed candidates in the Legislative Assembly received, in total, at least four per cent of the total first preference votes in the electoral districts for which the candidates were nominated; or an eligible party that does not satisfy the above criteria but has 10 or more endorsed candidates in the Legislative Assembly election</p> <p>\$4.32 per first preference vote received by the endorsed candidates of the party in the Legislative Assembly, plus</p> <p>\$3.24 per first preference vote received by the endorsed candidates of the party in the Legislative Council</p>
<p>Category B (party): A party that does not satisfy category 'A' that has less than 10 (including zero) endorsed candidates in the Legislative Assembly election</p> <p>\$4.86 per first preference vote received by the endorsed candidates of the party in the Legislative Council</p>
<p>Eligible candidates</p> <p>\$4.32 per first preference vote received by a candidate for a Legislative Assembly election</p> <p>\$4.86 Per first preference vote received a candidate for a Legislative Council election</p>

Source: *Electoral Funding Act 2018* and the *Electoral Funding (Adjustable Amounts) Amendment (Public Funding) Notice 2019*.

Actual campaign expenditure of a party or candidate for the 2019 NSW State election means electoral expenditure incurred by the party or candidate in connection with the election from 1 July 2018 to 23 March 2019.

To receive a payment from the Election Campaigns Fund the eligible candidate or party is required to make a claim for payment. The claim for payment is to include actual campaign expenditure of the eligible candidate or, in the case of an eligible party, actual campaign expenditure of the party and its endorsed candidates. The maximum amount payable to the eligible parties and candidates is \$32.1 million.

Nine parties and 47 candidates were eligible to make a claim. Advance payments totalling \$13,615,607 were made to seven of those parties prior to the election. Each of those seven parties received advance payments that were equal to 50 per cent of the amount each party was entitled to receive from the Election Campaigns Fund for the 2015 NSW State election.

When a claim for payment is made by a party – and is supported by adequate vouching for expenditure – a preliminary payment will be made to the party within 14 days if the party is eligible to receive a payment and if the Electoral Commission is not able to finalise auditing the claim within that period. A preliminary payment is equal to 90 per cent of the estimated amount payable to the party reduced by any advance payment already received by the party. A final payment is made to a party once the Electoral Commission has audited the party's claim and confirmed the party is eligible to receive the final payment.

When a claim for payment is made by a candidate, the Electoral Commission will audit the claim and make a single payment to the candidate if the candidate is eligible for a payment. Claims for payment, and details of payments made, are published on the NSW Electoral Commission website.

The Electoral Commission must approve all payments to parties and candidates from the Election Campaigns Fund. The Electoral Commission may disallow items of expenditure included in a claim if the expenditure is not actual campaign expenditure of the party or candidate, if the expenditure has been incurred unlawfully, or if there are no supporting documents to substantiate the expenditure.

A party or candidate is not eligible to receive any preliminary or final payments from the Election Campaigns Fund if the party or candidate has any outstanding disclosures of political donations or electoral expenditure or if a party has outstanding audited annual financial statements.

Caps on electoral expenditure

Electoral expenditure incurred by parties, candidates and third-party campaigners was capped during the capped State expenditure period for the election. The capped State expenditure period commenced 1 October 2018 and ended on 23 March 2019. Electoral expenditure incurred for the purpose of raising funds for the election or for auditing a party or candidate's campaign accounts were not subject to the expenditure caps.

For the purpose of expenditure caps, expenditure is taken to be incurred when the goods are delivered or when the services are provided. For example, when an advertisement is broadcast or published.

The expenditure cap applicable to a party is based on the number of endorsed candidates of the party in the Legislative Assembly election. If the party had more than 10 endorsed Legislative Assembly candidates the expenditure cap is calculated by multiplying the number of the party's endorsed Legislative Assembly candidates by \$122,900. If a party had 10 or fewer endorsed candidates for the Legislative Assembly election the expenditure cap of the party is \$1,288,500.

Within a party's overall expenditure cap, a party was only entitled to incur up to \$61,500 in respect of a Legislative Assembly electoral district. The expenditure caps that applied to candidates are shown in the following table.

Table 42: Candidate expenditure caps (by candidate type)

Candidate type	Cap
Independent group of candidates for the Legislative Council election	\$1,288,500
Party endorsed candidates for the Legislative Assembly election	\$122,900
Independent candidates for the Legislative Assembly election	\$184,200
Ungrouped candidates for the Legislative Council election	\$184,200

Source: *Electoral Funding Act 2018*.

A third-party campaigner was only entitled to incur up to \$24,700 in respect of a Legislative Assembly electoral district and had an overall expenditure cap of \$1,166,600 if registered for the election prior to 1 October 2018, or \$583,300 in any other case.

Caps on political donations

Political donations made and received in respect of the election were subject to caps. Political donations have been capped in NSW since 2011. The caps apply across a financial year and for the 2018-2019 financial year the caps are shown in the following table.

Table 43: Caps on political donations

Stakeholder type	Cap
Registered parties and Legislative Council groups	\$6,300
Unregistered parties, candidates, elected members, associated entities and third-party campaigners	\$2,800

Source: *Electoral Funding Act 2018*.

Disclosure of political donations and electoral expenditure

Under the *Electoral Funding Act 2018* political donations of \$1,000 or more in the pre-election period are required to be disclosed within 21 days. The 'pre-election period' for the 2019 NSW State election was from 1 October 2018 to 23 March 2019. All political donations of \$1,000 or more made or received in this period were required to be disclosed within 21 days of being made or received. This requirement did not apply to major political donors who are required to disclose political donations made following the end of the 2018-2019 financial year.

All other political donations made and received by parties, elected members, candidates, groups, associated entities and third-party campaigners are disclosed following the half-yearly periods ending 31 December and 30 June, 28 January and 28 July respectively.

Electoral expenditure incurred by parties, elected members, candidates, groups, associated entities and third-party campaigners are disclosed following the end of the 2018-2019 financial year.

Following the commencement of the new legislation in 2018, the Electoral Commission updated its systems, disclosure forms, website, policies and procedures to allow for pre-election disclosures to be made to the Electoral Commission from 1 October 2018, processed and published on the website in a timely fashion. As well, a state-wide communications campaign raised awareness of the new donation and expenditure disclosure requirements. Ahead of the election donations disclosed in pre-election disclosures and the first half-year disclosures for 2018/2019 were published and could be viewed on the website.

Details of political donations and electoral expenditure that are disclosed to the NSW Electoral Commission are published on the Commission's website.

Post-election review

Overlap of federal and State elections

In the context of concurrent NSW State and federal election campaigns, expenditure incurred by parties could have served the purpose of influencing the vote at both elections. Any expenditure incurred by a party that directly or indirectly influences the vote at a NSW State election is electoral expenditure under electoral funding laws, is required to be disclosed by the party and would be subject to the applicable expenditure cap of the party.

While the *Electoral Funding Act 2018* provides that electoral expenditure does not include expenditure incurred substantially in respect of an election of a member to a Parliament other than the NSW Parliament, it can be difficult to assess whether specific advertising or other material falls within the exclusion.

It is suggested the legislation could provide more guidance on what it means for expenditure to be “substantially incurred” for a federal election and therefore not subject to the requirements for electoral expenditure under NSW laws.

Adjustment of public funding amounts for the Election Campaigns Fund

The amounts used to calculate the maximum public funding entitlements of eligible parties and candidates after a State general election are adjusted against the change in the Consumer Price Index (CPI) every four years. The four year period is determined by the CPI at the time the writs are returned for successive general elections. It is possible that the writs for a NSW State election may not all be returned on the same day; that is, return of the writs for the Legislative Assembly elections may not happen on the same day as the return of the writ for the Legislative Council election. If such a scenario occurs and the return dates fall either side of the publication of the CPI figures the legislation does not provide for which dates to be used.

The State election is held on the third Saturday in March every four years, and the CPI figures for the March quarter are published around the 3rd week of April. It is possible the writs for the Legislative Assembly elections may be returned before the March CPI figures are published. This would mean adjusting the public funding amounts using the last published CPI figures, which would be for the December quarter prior to the election. It is generally the case the writ for the Legislative Council election is returned after the publication of the CPI for the March quarter.

It is suggested the legislation be amended so that the four year period to determine the change in the CPI is calculated using the date specified in the writ as the day by which the writ must be returned to the Governor rather than the date the writs are actually returned to the Governor as this will provide certainty ahead of the election as to which CPI figures will be used. There is already a legislative provision in place to account for such cases where the “return” date specified in the writ for the Legislative Council election is different to the “return” date specified in each of the writs for the Legislative Assembly elections. In such a case the “return” date in the writ for the Legislative Council election would be used.

Compliance operations

Compliance operations were conducted during the election period to support the fair and transparent conduct of the election.

Planning and preparation for the operations commenced in 2018, supported by risk assessments and intelligence to inform resourcing decisions. The focus was to target the causes and effects of alleged non-compliance, as well as to respond to reported infractions.

The usual tools of compliance, such as education, warnings and cautions or penalties were supported by a physical presence in key electorates across the State to address issues during the voting period and provide timely response. Proactively influencing stakeholders, ensuring improved compliance with the legislation, promoting enforcement capabilities and wider collaboration enhanced the Electoral Commission's role as an active regulator.

The Electoral Commission was supported by seven investigators, all former NSW police detectives, ICAC senior investigators or current staff at NSW Government agencies such as, the Crime Commission, the NSW Ombudsman and Revenue NSW. This provided additional breadth of experience and the opportunity to partner with NSW Government agencies.

Compliance teams were active across New South Wales from 11 March, and throughout the early voting period until after election day, meeting election staff and engaging with campaign workers, volunteers and members of the public. Investigators visited 182 of the 192 early voting centres in regional and metropolitan areas, and all of the 93 voting districts at least once each. Election-day operations covered more than 75 regional voting centres and 60 Sydney metropolitan voting centres.

Where contraventions (potential or actual) were identified or reported, inspectors assessed each situation, spoke directly with the parties concerned, escalated matters where relevant and took appropriate action. This action ranged from education, to issuing instructions (such as the removal of non-compliant electoral material), recording details if further investigations were deemed necessary or engaging with local police if matters fell outside the NSW Electoral Commission's area of responsibility.

A total of 179 compliance matters were created, the majority of which (70 per cent) related to non-complying electoral material. A Supreme Court injunction was obtained by the National Party of Australia – NSW prior to election day relating to corflute signage displayed by The Greens NSW. Compliance teams engaged with both parties to help support the requirements of the order in metropolitan and regional areas. Other matters included unregistered third-party campaigners and canvassing at a voting centre within the exclusion zone.

Not all operations involved early voting or activities on election day, for example:

- A Facebook video was identified of a person encouraging the marking of ballot papers with '*No person suitable*' or words to that effect. While the original post related to the federal election, subsequent re-posts referenced the NSW State election. Facebook determined the posts were in breach of policies and they were removed.
- In another instance, a website was identified that contained fake authorisation. The page featured the image of a candidate and made disparaging remarks about another candidate. The page was subsequently removed by the website's provider.

Table 44: Allegation breakdown for the 2019 NSW State election

Offence type	Outcome	Number
Electoral Material	No further compliance or enforcement action required	67
	Warning	40
	Ongoing	9
Misconduct at Voting Centres	No further compliance or enforcement action required	22
	Warning	6
Bribery/Treating	No further compliance or enforcement action required	2
	Warning	-
Electoral Roll offences	No further compliance or enforcement action required	2
	Warning	1
Offences relating to Third Party Campaigners	No further compliance or enforcement action required	10
	Warning	1
	Penalty Notice	1
Offences relating to electoral expenditure	No further compliance or enforcement action required	8
	Warning	6
Potential unlawful Donations	No further compliance or enforcement action required	-
	Warning	2
Offences Relating to Postal Votes	No further compliance or enforcement action required	1
	Warning	-
Miscellaneous	No further compliance or enforcement action required	1
	Warning	-
Total		179

Source: NSW Electoral Commission.

Post-election review

Voting centre managers, particularly at remote and high-volume voting centres, welcomed the presence of compliance teams, reporting they felt supported when dealing with day-to-day operational issues, complaints and allegations.

Integrating investigators from a variety of NSW Government agencies helped to expand the Electoral Commission's compliance capacity; while also providing internal staff with exposure to staff from other agencies. The Electoral Commission sees benefits in continuing this collaboration at future elections.

There appears to be an ongoing issue relating to party workers and campaigners infringing the six-metre zone outside voting centres. In some instances, factors such as multiple entrances, adjacent car parks or thoroughfares made legitimate campaigning and canvassing difficult to accommodate. Strategies to improve compliance by campaign staff and volunteers with the obligations of the *Electoral Act 2017* will be considered for future elections.

Resourcing the compliance operation was supported by evidence-based information that helped prioritise voting centre locations and the issues to be addressed. The recording of all allegations and supporting data from the 2019 NSW State election will provide a dataset to support subsequent compliance activities and strategies.

Appendices

Appendix A: The Commission’s response to the JSCEM recommendations	95
Appendix B: NSW Electoral Commission election service charter	104
Appendix C: Candidates elected to the Legislative Council, 2019 NSW State election.....	105
Appendix D: Candidates elected to the Legislative Assembly, 2019 NSW State election	106
Appendix E: Enrolment, eligible population and enrolment rate by jurisdiction	110
Appendix F: Enrolment trends by district (2015, 2019).....	111
Appendix G: Political parties registered and nominations for Legislative Assembly and Legislative Council, 2019 State election	115
Appendix H: Number of Legislative Assembly nominations by electoral district, 2019 State election....	117
Appendix I: Candidates nominated for Legislative Assembly, 2019 State election.....	118
Appendix J: Candidates nominated for the Legislative Council, 2019 NSW State election	139
Appendix K: Informality at 2011, 2015 and 2019 State elections (by NSW electoral district)	150
Appendix L: Legislative Council Count Centre processes	154
Appendix M: 2019 NSW State election research methodology.....	156
Appendix N: Eligibility criteria of each voting stream.....	160
Appendix O: NSW population versus enrolment growth, State elections 1995 to 2019	162
Appendix P: Languages spoken by election staff	163
Appendix Q: NSW State register of third-party campaigners	164

Appendix A: The Commission's response to the JSCEM recommendations

The Joint Standing Committee on Electoral Matters (JSCEM, the Committee) inquires into, and reports on, electoral laws and practices and the spending and public funding of political parties.

The JSCEM released its report *Administration of the 2015 NSW election and related matters* on 17 November 2016 with 34 recommendations. Of these, the NSW Government accepted (in full or in principle) 22, did not accept one, with 11 to be considered in line with legislative review.

An update on the status of implementation of these recommendations is provided below:

Recommendation 1: Electronic mark-off

The Committee recommends that the NSW Government expands the trial of the electronic roll mark-off of electors at pre-polling and election-day polling booths, with a view to a full rollout over the next few elections.

The Electoral Commission has implemented electronic mark-off using the election management application (EMA) for early voting.

The first field trials of electronic mark-off were carried out at the Local Government election in November 2016. The trials did not meet operational requirements. Although the Electoral Commission received funding for this purpose, due to competing priorities it was unable to conduct a trial on election day at the 2019 State election. A carry-forward request was granted for the 2018–19 financial year. The Electoral Commission was unsuccessful in securing a rollover of funding for the 2019–20 financial year. The Electoral Commission believes that significant additional funding would be required to build a system for a general election, and notes that there are risks that a further trial could only be run following the build of a full working system. The Electoral Commission believes it would be beneficial to analyse the experience of the Queensland Electoral Commission's electronic mark-off system at its 2020 general election and electronic mark-off initiatives from other Australian electoral commissions.

Recommendation 2: Voter identification

The Committee recommends that the Electoral Commission be authorised to deem suspected multiple voters as silent electors.

Schedule 6 to the *Electoral Act 2017* provides for the declaration of multiple voters as 'special electors'. A special elector is identified on the authorised roll and is required to vote by means of a declaration vote.

Recommendation 3: Voter identification

The Committee recommends that the NSW Government introduces legislation to require that voters provide proof of identity at the time of casting their vote.

The Committee also recommend that the Government considers appropriate safeguards to ensure voters are not disenfranchised by new photo identification requirements. This could include the option to provide a statutory declaration to attest for one's identity or a system of vouching for another's identity.

The recommendation was not accepted by the Government.

Recommendation 4: Postal voting

The Committee recommends that the regulations be amended to require that, once balloting has commenced, the Electoral Commission must lodge ballot papers with Australia Post no later than the next business day after receipt of a valid postal vote application form.

Section 145 of the *Electoral Act 2017* provides that the Electoral Commissioner must, within one business day after receiving a postal vote application, determine whether the elector is entitled to vote by post and, if so, post the ballot papers to that applicant as soon as possible.

Recommendation 5: iVote

The Committee recommends that the NSW Government does not expand iVote beyond its existing role.

Apart from the addition of silent electors the eligibility criteria relating to the use of iVote have not been expanded.

Recommendation 6: iVote

The Committee recommends that:

- a) **the NSW Government establishes an independent panel of experts to conduct a full inquiry into the iVote internet and telephone voting system to consider security, auditing and scrutineering issues well before the 2019 State election;**
- b) **the panel contains members with expertise in at least the following areas of information technology: online voting; privacy; security; and cybercrime;**
- c) **iVote is only used for the 2019 State election if the security concerns highlighted by the Committee in this report have been addressed.**

In September 2017, the NSW Electoral Commission engaged Mr Roger Wilkins AO to undertake an inquiry concerning the iVote internet and telephone voting system, assisted by an expert panel consisting of Mr Antony Green AO, Mr Alastair MacGibbon, and Prof Rodney Smith. In his report Mr Wilkins concluded that security was adequate for the use of iVote.

Recommendation 7: iVote

The Committee recommends that the NSW Government makes the iVote source code publicly available.

On 30 July 2019, the NSW Electoral Commission released the iVote source code for review and comment.

Recommendation 8: iVote

The Committee recommends that the Electoral Commission provides additional and targeted advertising about iVote to:

- a) **people with disability to ensure they are aware of this voting option; and**
- b) **members from culturally and linguistically diverse communities in the same 24 languages that the Commission currently provides information in for other forms of voting.**

Media channels utilised for the 2019 NSW State election voter awareness campaign, included traditional advertising media (television, print, radio and outdoor), together with a focus on digital to drive tailored and highly-targeted communications. Radio advertisements were broadcast on 2RPH a special-purpose radio reading service for people who cannot read independently, handle or understand printed material, or who find it difficult to access or interpret text-based information and also on radio in remote and regional areas. In-language print and digital display advertising targeted culturally and linguistically diverse communities, and location-based advertising targeted NSW residents overseas and out of NSW.

Recommendation 9: iVote

The Committee recommends that political parties' how-to-vote cards be made available for iVote voters.

All registered how-to-vote material was available on the NSW Electoral Commission website (elections.nsw.gov.au) for the 2019 NSW State election.

Recommendation 10: Electronic voting in person

The Committee recommends that the NSW Government commences a trial of electronic voting in polling centres.

The Electoral Commission identified a potential technology solution to provide electronic voting in voting centres. However, conducting a trial of electronic voting in voting centres is dependent on the development of a full electronic mark-off system (see Recommendation 1: Electronic mark-off on page 95). Because the Electoral Commission was unsuccessful in securing rollover funding for 2019-20 for full electronic mark-off, it is not able to proceed with a trial of electronic voting in voting centres.

Recommendation 11: Election timeframes

The Committee recommends that the NSW Government amends section 68 of the *Parliamentary Electorates and Elections Act 1912* to provide that the writs for general elections be issued on the same day that the Parliament is dissolved.

Section 74 of the *Electoral Act 2017* provides that writs for general elections are to be issued on the Monday following the expiration of the Legislative Assembly.

Recommendation 12: Election timeframes

The Committee recommends that the NSW Government extends the period between the close of nominations and subsequent ballot draw, and the opening of the pre-poll period. The Committee recommends that the NSW Government considers amending section 79(3) of the *Parliamentary Electorates and Elections Act 1912* to allow for the opening of nominations before the issue of the writs and on a date considered appropriate and administratively convenient for the Electoral Commission.

Pursuant to section 93(2) of the *Electoral Act 2017*, ballot draws are conducted on the day after nomination day (or as soon as is reasonably practicable after that day). No change has been made to the period between the close of nominations and the opening of the pre-poll period.

Section 84(3)(a) of the *Electoral Act 2017* provides that, for a general election following expiry of the Legislative Assembly, the nomination period now begins on the Monday before that expiry.

Recommendation 13: Online services for nomination of candidates

The Committee recommends that the NSW Government develops an online nomination system to allow candidates and parties to submit their nomination forms.

The NSW Electoral Commission developed an online nominations system for use at the 2019 State General Election.

Recommendation 14: Registration of electoral material

The Committee recommends that:

- a) political parties and candidates be required to register their electoral material online at least seven days before polling day; and
- b) this online registration applies only to electoral material required to be registered under the existing legislation.

Section 199(4) of the *Electoral Act 2017* provides that an application for the registration of electoral material must be made no later than 5pm on the Friday that is 8 days before election day. Applications for registration can be made online with the Electoral Commission.

Recommendation 15: Unregistered third-party campaigners

The Committee recommends that the NSW Government expands the powers of the Electoral Commission to act immediately with respect to illegal signage and unregistered third party campaigners. In particular, the Electoral Commission should be required to:

- a) remove unlawful posters;
- b) issue penalty notices; and
- c) seek injunctions to stop unlawful conduct.

Section 204 of the *Electoral Act 2017* empowers authorised election officials to remove, or direct the removal of, posters displayed in contravention of the Act. Section 204(5) provides that only a police officer is authorised to use force for the purposes of that section. Pursuant to Schedule 1 to the *Electoral Regulation 2018*, penalty notices can be issued for the display of posters in contravention of the Act. Section 10(2)(c) of the *Electoral Act 2017* empowers the Electoral Commission to apply to the NSW Supreme Court for an injunction to ensure compliance with the Act.

Recommendation 16: Distribution of allegedly false and misleading information

The Committee recommends that the NSW Government introduces a Bill to amend electoral laws to:

- a) require parties, candidates and third party campaigners to include (as appropriate) the party name, candidate name and/or third party campaigner name in at least 12 point font on any registered material to be distributed on polling day;
- b) make it an offence for parties, candidates and third party campaigners to distribute registered material on polling day that could reasonably [be] assumed to be official advice from the Electoral Commission.

This does not preclude political parties or other registered third party campaigners from providing information to voters about how to vote correctly.

Section 200(3)(c) of the *Electoral Act 2017* provides that registration of electoral material must be refused if the material does not include in visible, legible characters, the name of the party, candidate or other entity or person on whose instructions the material was produced.

Section 215 of the *Electoral Act 2017* makes it an offence for a person to display, publish or distribute material that appears to have been authorised by the NSW Electoral Commission or Electoral Commissioner.

Section 180(h) of the *Electoral Act 2017* provides that material contravenes the Act if it contains a statement intended or likely to mislead an elector that the material is an official communication from the Electoral Commissioner or the Electoral Commission.

Recommendation 17: The role of returning officers

The Committee recommends that the NSW Government reviews the current role of a Returning Officer in NSW State elections to determine whether there is a more effective and efficient way to carry out the functions associated with this position.

Section 80(2) of the *Electoral Act 2017* provides that the Electoral Commissioner is appointed as Returning Officer to conduct state elections.

Recommendation 18: The election count

The Committee recommends that the Electoral Commission informs the public of the remaining ballots to be counted in each electorate on election night and for each of the days following that ballots are being counted.

Further, the Committee recommends that the Electoral Commission allows complete electronic preference data to be publicly available at the declaration of the poll in each electorate.

The Electoral Commission's ICT systems are not currently capable of performing the functions required to inform the public of the remaining ballots to be counted in each electorate on election night and for each of the days following that ballots are being counted.

The Electoral Commission published electronic preference data 10 days after the declaration of the poll.

Recommendation 19: Legislative Council ballot paper

The Committee recommends that the NSW Government increases the number of required nominators for independent Legislative Council candidates from 15 to 100.

Section 83(2)(c) of the *Electoral Act 2017* provides that, for election to the Legislative Council, a candidate must be nominated by at least 25 persons.

Recommendation 20: Legislative Council ballot paper

The Committee recommends that the NSW Government limits the number of candidates per group on the Legislative Council ballot paper to 21.

Section 86(5) of the *Electoral Act 2017* provides that the number of candidates in a group for election to the Legislative Council cannot exceed the number of candidates required to be elected at the particular election.

Recommendation 21: Legislative Council ballot paper

The Committee recommends that the NSW Government considers introducing measures to improve the readability of the Legislative Council ballot paper, including:

- a) increasing the size of the font on the ballot paper where possible; and
- b) introducing the display of party logos in addition to the written names of the parties.

The Committee recommends that the NSW Government consults with the Australian Electoral Commission about the experience from the 2016 federal Election of introducing party logos on the Australian Senate ballot paper.

The size of the font on the Legislative Council ballot paper is dependent on the number of nominated groups and candidates. The NSW Electoral Commission has consulted with the Australian Electoral Commission (AEC) about its experience with the use of party logos on its Senate ballot paper.

Recommendation 22: Challenges to the Legislative Council election result

The Committee recommends that the NSW Government reviews the provisions in Part 6 of the *Parliamentary Electorates and Elections Act 1912* with a view to determining the grounds in which an election result can be challenged and voided by the Court of Disputed Returns.

The constitution and powers of the Court of Disputed Returns are set out in Part 8 of the *Electoral Act 2017*.

Recommendation 23: Accessibility of polling places

The Committee recommends that the Electoral Commission works to increase the number of fully accessible and assisted access polling places, including for wheelchair accessibility.

Securing appropriate premises for voting centres (polling places) can be difficult. The Electoral Commission does not own facilities within electoral districts. The pool of available rental premises is limited by the short-term nature of the lease and the Commission's space, accessibility, internet connectivity, location and workplace health and safety requirements. As far as practically possible, the Commission aims to provide accessible and appropriately sited voting centres for elections. Information is provided to assist electors with mobility issues or other disabilities to locate the most suitable voting centre. This information is provided on the Commission's website and by Commission staff.

Recommendation 24: Recruitment and training of polling staff

The Committee recommends that the Electoral Commission provides appropriate training to returning officers and senior polling day staff about:

- a) the correct information to provide to voters on how to cast a ballot; and
- b) enforcement action that can be taken on polling day in response to unlawful conduct.

All staff working at the election were required to complete online training. Election managers, senior office assistant election material, senior office assistant counting and results, voting centre managers, early voting centre managers and declared facility teams also participated in face-to-face training.

Recommendation 25: Auditing of political parties

The Committee recommends that the Electoral Commission uses the materiality principle in all of its audit processes.

The Commission uses the materiality principle in all its audit processes.

Recommendation 26: Auditing of political parties

The Committee recommends that each year the NSW Electoral Commission:

- a) undertakes a random audit of 25 per cent of party members of the members submitted for registration to confirm their bona fides and that they are genuine current members of their party;
- b) conducts a full audit of party members submitted for registration if 20 or more members are found to be ineligible through the audit process;
- c) requires parties with 51 or more ineligible members to provide a new list of eligible members within three months, or be deregistered;
- d) allows each party to provide details of 800 members to the Commission each year to ensure parties do not lose registration because of a small number of members being deemed ineligible.

The *Electoral Act 2017* requires all registered parties to complete an annual return in June each year to demonstrate continued eligibility for registration under the Act. The Electoral Commissioner is currently reviewing the approach to surveying party members to verify membership at registration and as part of the annual returns process.

The Electoral Commission's party registration system (PPRS) is unable to support the specific recommendations set out in the Committee's recommendation.

Recommendation 27: Auditing of political parties

The Committee recommends that the period for the lodgement of the disclosure form, including the audited financial statements, by registered political parties be extended to 20 October each year.

The *Electoral Funding Act 2018* requires parties to lodge their audited financial statements by 20 October each year and their annual disclosures of electoral expenditure by 22 September.

Recommendation 28: Administrative funding

The Committee recommends that section 97E of the *Election Funding, Expenditure and Disclosures Act 1981* be amended to increase the allocation of monies from the Administration Fund. The Committee recommends that the sums be increased in accordance with the following:

Members elected	Relevant sections to be amended	Current allocation	Proposed allocation
1	97E(3)(a)	\$250,000	\$350,000
2	97E(3)(b)	\$450,000	\$600,000
3	97E(3)(c) – (d)	\$600,000	\$750,000
Each additional member after the first three elected	97E(3)(d)	\$100,000	\$120,000

The *Electoral Funding Act 2018* provides for the following maximum quarterly amounts payable to parties and elected members in 2019:

For parties	
if the party has one endorsed elected member	\$89,300
if the party has two endorsed elected members	\$153,000
if the party has three endorsed elected members	\$191,200
if the party has more than three endorsed elected members	\$191,200 + \$30,600 for each additional member up to 22 members
For independent elected members	
the maximum amount payable per quarter	\$57,600

Recommendation 29: Disclosure of political donations

The Committee recommends that the NSW Electoral Commission develops an online portal for the disclosure of reportable political donations and that these disclosures be made freely available to members of the public.

The Committee recommends that the NSW Electoral Commission publishes reportable political donations as soon as possible after they have been received and not later than 48 hours following receipt.

In late 2016 the Electoral Commission was funded to develop and implement an online portal and enhanced disclosures system. This project was put on hold to enable the introduction of online disclosure of political donations in the lead up to the 2019 State General Election, as required under the *Electoral Funding Act 2018*. Work on the Commission's online registration and disclosures portal has recommenced, with planning and procurement phases underway.

Recommendation 30: Disclosure of political donations

The Committee recommends that once the online portal for the disclosure of reportable political donations is available for use, individual donations at or above the amount defined as being a reportable political donation under section 86 of the *Election Funding, Expenditure and Disclosures Act 1981* be disclosed to the Electoral Commission in accordance with the following times:

Amount donated	Deadline for reporting
Single donations exceeding the reportable political donation:	5pm on the next business day following receipt
Single donations below the reportable political donation, but in aggregate with other donations from the same donor, exceed the reportable political donation:	5pm on the seventh business day following receipt

The *Electoral Funding Act 2018* sets out the rules regarding disclosures of political donations and electoral expenditure, including when to disclose, who is responsible for disclosures and what to disclose. The Electoral Commission is in the process of developing an online disclosure system, including a portal for political participants to make their disclosures.

Recommendation 31: Restrictions on political donations

The Committee recommends that section 96(6) of the *Election Funding, Expenditure and Disclosures Act 1981* be amended to remove the restriction on political parties using subscription fees for campaign purposes. This would allow, but not require subscription fees to be used for campaign purposes.

This recommendation was not addressed in the *Electoral Funding Act 2018*.

Recommendation 32: Restrictions on political donations

The Committee recommends that section 95A of the *Election Funding, Expenditure and Disclosures Act 1981* be amended to provide an exemption on the transfer of funds from political parties to endorsed candidates of the same party.

The *Electoral Funding Act 2018* commenced 1 July 2018 and this recommendation was addressed with the party's campaign account now used to hold the funds of the party's State election candidates.

Recommendation 33: Campaign expenditure caps

The Committee recommends that the NSW Government reviews and investigates the development of expenditure caps that take into account the increased cost of campaigning in rural and regional electorates given the increases in their geographic area after each redistribution.

The *Electoral Funding Act 2018* commenced 1 July 2018 and contains no differentiation across regions.

Recommendation 34: Campaign expenditure caps

The Committee recommends that the NSW Government removes the requirement for parties and candidates to vouch for advertising material by providing a copy of the advertisement where the cost is less than \$20. The \$20 threshold should apply to each individual advertisement, and not be aggregated with other expenses in respect of the same advertising provider.

This matter was dealt with in Clause 10 of the *Electoral Funding Regulation 2018* in so far as the cost relates to expenditure on online advertising.

Appendix B: NSW Electoral Commission election service charter

Goals	To be achieved by:	Success measured by:
Foster participation in the democratic process	<ul style="list-style-type: none"> • Conducting impartial and fair elections in accordance with the law • Providing services and information to enable all election participants to participate fully including communities with historically lower participation rates • Communicating election information in ways that encourage awareness and engagement • Supporting events and activities that encourage participation in democracy 	<ul style="list-style-type: none"> • Election participants report conduct of election as impartial and fair and without barriers to participation • Election participation equals or exceeds prior election levels • Formality rates equal or exceed prior election levels • There are no Court challenges to declared results
Provide seamless service delivery	<ul style="list-style-type: none"> • Providing comprehensive services including: <ul style="list-style-type: none"> – information services – enrolment services – voting options including pre-poll and technology enabled voting – location and accessibility of polling places – services to assist those with particular needs – responsibilities and entitlements of candidates, groups and political parties including funding and disclosure requirements • Providing efficient services to meet needs of participants according to legislative mandate • Providing election services in timely, efficient and professional manner 	<ul style="list-style-type: none"> • Stakeholders feel well informed about election events • Election participants report satisfaction with the NSW Electoral Commission's electoral services
Be customer focused and commercially minded	<ul style="list-style-type: none"> • Understanding the needs of our stakeholders and users of our election services through liaison, consultation and structured feedback • Delivering well organised, reliable and quality elections • Ensuring elections are provided on a competitive basis 	<ul style="list-style-type: none"> • Participants report satisfaction with NSW Electoral Commission's services and election staff • Those entities using the NSW Electoral Commission to conduct elections report satisfaction with services provided and see these are representing value • Costs of providing elections are recovered • The NSW Electoral Commission actively seeks feedback on its services
Be innovative and fast adaptors	<ul style="list-style-type: none"> • Utilising new technologies to increase convenience for those participating in elections within the legislative mandate while maintaining integrity of the election and security of information • Review developments in election services and funding and disclosure across Australia and internationally for possible application to NSW 	<ul style="list-style-type: none"> • The NSW Electoral Commission is seen as seeking to adapt its services, within legislative requirements, to meet participants' needs • The NSW Electoral Commission advises Government of innovations that will strengthen the democratic system and improve administration of elections

Source: NSW Electoral Commission. The service charter covers State and local government elections and by-elections, and commercial elections where relevant.

Appendix C: Candidates elected to the Legislative Council, 2019 NSW State election

Candidates in sequence of election as declared by the Electoral Commissioner on Tuesday, 16 April 2019 in accordance with section 173 of the *Electoral Act 2017*.

Candidate Name	Group	Group Name
CUSACK Catherine	K	Liberal / The Nationals
MORIARTY Tara	J	Labor / Country Labor
SHOEBRIDGE David	D	The Greens
LATHAM Mark	T	Pauline Hanson's One Nation
BANASIAK Mark	A	Shooters, Fishers And Farmers
BLAIR Niall	K	Liberal / The Nationals
SHARPE Penny	J	Labor / Country Labor
BOYD Abigail	D	The Greens
TUDEHOPE Damien	K	Liberal / The Nationals
DONNELLY Greg	J	Labor / Country Labor
MARTIN Taylor	K	Liberal / The Nationals
D'ADAM Anthony	J	Labor / Country Labor
MITCHELL Sarah	K	Liberal / The Nationals
MOOKHEY Daniel	J	Labor / Country Labor
WARD Natalie	K	Liberal / The Nationals
PRIMROSE Peter	J	Labor / Country Labor
MCLAREN-JONES Natasha	K	Liberal / The Nationals
FANG Wes	K	Liberal / The Nationals
BUTTIGIEG Mark	J	Labor / Country Labor
HURST Emma	E	Animal Justice Party
ROBERTS Rod	T	Pauline Hanson's One Nation

Appendix D: Candidates elected to the Legislative Assembly, 2019 NSW State election

District	Candidate	Representation
Albury	CLANCY Justin	The Liberal Party of Australia, New South Wales Division
Auburn	VOLTZ Lynda	Australian Labor Party (NSW Branch)
Ballina	SMITH Tamara	The Greens NSW
Balmain	PARKER Jamie	The Greens NSW
Bankstown	MIHAILUK Tania	Australian Labor Party (NSW Branch)
Barwon	BUTLER Roy	Shooters, Fishers and Farmers Party (NSW) Incorporated
Bathurst	TOOLE Paul	National Party of Australia - NSW
Baulkham Hills	ELLIOTT David	The Liberal Party of Australia, New South Wales Division
Bega	CONSTANCE Andrew	The Liberal Party of Australia, New South Wales Division
Blacktown	BALI Stephen	Australian Labor Party (NSW Branch)
Blue Mountains	DOYLE Trish	Australian Labor Party (NSW Branch)
Cabramatta	LALICH Nick	Australian Labor Party (NSW Branch)
Camden	SIDGREAVES Peter	The Liberal Party of Australia, New South Wales Division
Campbelltown	WARREN Greg	Australian Labor Party (NSW Branch)
Canterbury	COTSIS Sophie	Australian Labor Party (NSW Branch)
Castle Hill	WILLIAMS Raymond	The Liberal Party of Australia, New South Wales Division
Cessnock	BARR Clayton	Country Labor Party
Charlestown	HARRISON Jodie	Australian Labor Party (NSW Branch)
Clarence	GULAPTIS Chris	National Party of Australia - NSW
Coffs Harbour	SINGH Gurmesh	National Party of Australia - NSW
Coogee	O'NEILL Marjorie	Australian Labor Party (NSW Branch)
Cootamundra	COOKE Steph	National Party of Australia - NSW
Cronulla	SPEAKMAN Mark	The Liberal Party of Australia, New South Wales Division
Davidson	O'DEA Jonathan	The Liberal Party of Australia, New South Wales Division

District	Candidate	Representation
Drummoyne	SIDOTI John	The Liberal Party of Australia, New South Wales Division
Dubbo	SAUNDERS Dugald	National Party of Australia - NSW
East Hills	LINDSAY Wendy	The Liberal Party of Australia, New South Wales Division
Epping	PERROTTET Dominic	The Liberal Party of Australia, New South Wales Division
Fairfield	ZANGARI Guy	Australian Labor Party (NSW Branch)
Gosford	TESCH Liesl	Australian Labor Party (NSW Branch)
Goulburn	TUCKERMAN Wendy	The Liberal Party of Australia, New South Wales Division
Granville	FINN Julia	Australian Labor Party (NSW Branch)
Hawkesbury	PRESTON Robyn	The Liberal Party of Australia, New South Wales Division
Heathcote	EVANS Lee	The Liberal Party of Australia, New South Wales Division
Heffron	HOENIG Ron	Australian Labor Party (NSW Branch)
Holsworthy	GIBBONS Melanie	The Liberal Party of Australia, New South Wales Division
Hornsby	KEAN Matthew	The Liberal Party of Australia, New South Wales Division
Keira	PARK Ryan	Australian Labor Party (NSW Branch)
Kiama	WARD Gareth	The Liberal Party of Australia, New South Wales Division
Kogarah	MINNS Chris	Australian Labor Party (NSW Branch)
Ku-ring-gai	HENSKENS Alister	The Liberal Party of Australia, New South Wales Division
Lake Macquarie	PIPER Greg	Independent
Lakemba	DIB Jihad	Australian Labor Party (NSW Branch)
Lane Cove	ROBERTS Anthony	The Liberal Party of Australia, New South Wales Division
Lismore	SAFFIN Janelle	Country Labor Party
Liverpool	LYNCH Paul	Australian Labor Party (NSW Branch)
Londonderry	CAR Prue	Australian Labor Party (NSW Branch)
Macquarie Fields	CHANTHIVONG Anoulack	Australian Labor Party (NSW Branch)

District	Candidate	Representation
Maitland	AITCHISON Jenny	Country Labor Party
Manly	GRIFFIN James	The Liberal Party of Australia, New South Wales Division
Maroubra	DALEY Michael	Australian Labor Party (NSW Branch)
Miranda	PETINOS Eleni	The Liberal Party of Australia, New South Wales Division
Monaro	BARILARO John	National Party of Australia - NSW
Mount Druitt	ATALLA Edmond	Australian Labor Party (NSW Branch)
Mulgoa	DAVIES Tanya	The Liberal Party of Australia, New South Wales Division
Murray	DALTON Helen	Shooters, Fishers and Farmers Party (NSW) Incorporated
Myall Lakes	BROMHEAD Stephen	National Party of Australia - NSW
Newcastle	CRAKANTHORP Tim	Australian Labor Party (NSW Branch)
Newtown	LEONG Jenny	The Greens NSW
North Shore	WILSON Felicity	The Liberal Party of Australia, New South Wales Division
Northern Tablelands	MARSHALL Adam	National Party of Australia - NSW
Oatley	COURE Mark	The Liberal Party of Australia, New South Wales Division
Orange	DONATO Philip	Shooters, Fishers and Farmers Party (NSW) Incorporated
Oxley	PAVEY Melinda	National Party of Australia - NSW
Parramatta	LEE Geoffrey	The Liberal Party of Australia, New South Wales Division
Penrith	AYRES Stuart	The Liberal Party of Australia, New South Wales Division
Pittwater	STOKES Robert	The Liberal Party of Australia, New South Wales Division
Port Macquarie	WILLIAMS Leslie	National Party of Australia - NSW
Port Stephens	WASHINGTON Kate	Country Labor Party
Prospect	McDERMOTT Hugh	Australian Labor Party (NSW Branch)
Riverstone	CONOLLY Kevin	The Liberal Party of Australia, New South Wales Division
Rockdale	KAMPER Steve	Australian Labor Party (NSW Branch)

District	Candidate	Representation
Ryde	DOMINELLO Victor	The Liberal Party of Australia, New South Wales Division
Seven Hills	TAYLOR Mark	The Liberal Party of Australia, New South Wales Division
Shellharbour	WATSON Anna	Australian Labor Party (NSW Branch)
South Coast	HANCOCK Shelley	The Liberal Party of Australia, New South Wales Division
Strathfield	MCKAY Jodi	Australian Labor Party (NSW Branch)
Summer Hill	HAYLEN Jo	Australian Labor Party (NSW Branch)
Swansea	CATLEY Yasmin	Australian Labor Party (NSW Branch)
Sydney	GREENWICH Alex	Independent
Tamworth	ANDERSON Kevin	National Party of Australia - NSW
Terrigal	CROUCH Adam	The Liberal Party of Australia, New South Wales Division
The Entrance	MEHAN David	Australian Labor Party (NSW Branch)
Tweed	PROVEST Geoff	National Party of Australia - NSW
Upper Hunter	JOHNSEN Michael	National Party of Australia - NSW
Vaucluse	UPTON Gabrielle	The Liberal Party of Australia, New South Wales Division
Wagga Wagga	McGIRR Joe	Independent
Wakehurst	HAZZARD Brad	The Liberal Party of Australia, New South Wales Division
Wallsend	HORNERY Sonia	Australian Labor Party (NSW Branch)
Willoughby	BEREJKLIAN Gladys	The Liberal Party of Australia, New South Wales Division
Wollondilly	SMITH Nathaniel	The Liberal Party of Australia, New South Wales Division
Wollongong	SCULLY Paul	Australian Labor Party (NSW Branch)
Wyong	HARRIS David	Australian Labor Party (NSW Branch)

Appendix E: Enrolment, eligible population and enrolment rate by jurisdiction

Jurisdiction	Enrolment	Eligible population	Enrolment rate %
NSW*	5,271,775	5,376,076	98.6%
VIC	4,161,403	4,311,702	96.5%
QLD	3,239,305	3,407,473	95.1%
WA	1,632,927	1,709,841	95.5%
SA	1,202,612	1,246,625	96.5%
TAS	383,287	396,278	96.7%
ACT	294,142	297,635	98.8%
NT	139,146	165,983	83.8%
National	16,323,823	16,911,613	96.5%

Sources: AEC March quarter 2019. *NSW data sourced from NSW Electoral Commission

Appendix F: Enrolment trends by district (2015, 2019)

District	Enrolment 2015	Enrolment 2019	Change from 2015	Variance from 2015 Average %
NSW Total	5,040,662	5,271,775	231,113	
Albury	54,641	57,605	2,964	1.62
Auburn	53,262	55,340	2,078	-2.37
Ballina	54,958	59,329	4,371	4.66
Balmain	54,286	57,741	3,455	1.86
Bankstown	52,535	54,108	1,573	-4.55
Barwon	56,356	55,154	-1,202	-2.70
Bathurst	54,105	56,841	2,736	0.27
Baulkham Hills	54,002	55,564	1,562	-1.98
Bega	54,510	58,131	3,621	2.55
Blacktown	54,495	55,013	518	-2.95
Blue Mountains	53,377	54,885	1,508	-3.18
Cabramatta	55,076	54,991	-85	-2.99
Camden	53,653	70,392	16,739	24.18
Campbelltown	52,493	54,579	2,086	-3.72
Canterbury	55,787	57,164	1,377	0.84
Castle Hill	53,050	58,240	5,190	2.74
Cessnock	52,475	58,268	5,793	2.79
Charlestown	54,788	55,720	932	-1.70
Clarence	54,305	56,859	2,554	0.31
Coffs Harbour	52,507	55,338	2,831	-2.38
Coogee	54,322	55,037	715	-2.91
Cootamundra	52,781	53,474	693	-5.67
Cronulla	55,820	57,275	1,455	1.04
Davidson	54,364	54,940	576	-3.08
Drummoyne	52,441	53,969	1,528	-4.79
Dubbo	52,994	55,962	2,968	-1.28
East Hills	53,843	55,144	1,301	-2.72
Epping	54,553	54,489	-64	-3.88

District	Enrolment 2015	Enrolment 2019	Change from 2015	Variance from 2015 Average %
Fairfield	54,512	53,676	-836	-5.31
Gosford	55,001	56,435	1,434	-0.44
Goulburn	53,960	57,564	3,604	1.55
Granville	53,212	53,545	333	-5.54
Hawkesbury	53,064	55,753	2,689	-1.65
Heathcote	56,013	56,158	145	-0.93
Heffron	54,971	60,576	5,605	6.86
Holsworthy	54,299	56,367	2,068	-0.56
Hornsby	54,625	55,175	550	-2.67
Keira	56,897	58,824	1,927	3.77
Kiama	53,141	55,490	2,349	-2.11
Kogarah	53,744	53,226	-518	-6.10
Ku-Ring-Gai	53,498	54,441	943	-3.96
Lake Macquarie	54,178	57,686	3,508	1.76
Lakemba	54,496	55,253	757	-2.53
Lane Cove	54,485	57,185	2,700	0.88
Lismore	53,585	56,105	2,520	-1.02
Liverpool	54,443	57,573	3,130	1.57
Londonderry	54,564	63,842	9,278	12.62
Macquarie Fields	54,977	61,782	6,805	8.99
Maitland	53,493	60,292	6,799	6.36
Manly	53,866	55,672	1,806	-1.79
Maroubra	53,212	56,169	2,957	-0.91
Miranda	54,856	54,949	93	-3.06
Monaro	53,048	56,951	3,903	0.47
Mount Druitt	53,635	56,357	2,722	-0.58
Mulgoa	54,148	58,259	4,111	2.78
Murray	55,087	55,784	697	-1.59
Myall Lakes	54,796	57,689	2,893	1.77
Newcastle	55,337	59,126	3,789	4.30

District	Enrolment 2015	Enrolment 2019	Change from 2015	Variance from 2015 Average %
Newtown	53,871	56,412	2,541	-0.48
North Shore	53,510	55,332	1,822	-2.39
Northern Tablelands	54,851	55,371	520	-2.32
Oatley	53,558	53,780	222	-5.13
Orange	54,880	56,939	2,059	0.45
Oxley	53,981	57,131	3,150	0.79
Parramatta	55,173	57,023	1,850	0.59
Penrith	54,184	56,565	2,381	-0.21
Pittwater	54,255	56,138	1,883	-0.97
Port Macquarie	55,355	59,974	4,619	5.80
Port Stephens	52,678	56,476	3,798	-0.37
Prospect	54,271	54,422	151	-3.99
Riverstone	52,137	59,899	7,762	5.67
Rockdale	53,787	56,421	2,634	-0.47
Ryde	54,536	54,881	345	-3.18
Seven Hills	54,258	53,676	-582	-5.31
Shellharbour	58,131	62,909	4,778	10.98
Smithfield	N/A	N/A	N/A	N/A
South Coast	52,393	56,922	4,529	0.42
Strathfield	53,028	53,451	423	-5.71
Summer Hill	54,174	56,545	2,371	-0.25
Swansea	54,432	56,681	2,249	-0.01
Sydney	53,109	55,131	2,022	-2.74
Tamworth	54,412	56,751	2,339	0.12
Terrigal	55,474	57,504	2,030	1.44
The Entrance	55,059	56,363	1,304	-0.57
Toongabbie	N/A	N/A	N/A	N/A
Tweed	53,491	56,940	3,449	0.45
Upper Hunter	53,484	55,471	1,987	-2.14
Vaucluse	55,542	56,448	906	-0.42

District	Enrolment 2015	Enrolment 2019	Change from 2015	Variance from 2015 Average %
Wagga Wagga	53,358	55,688	2,330	-1.76
Wakehurst	54,183	55,814	1,631	-1.54
Wallsend	56,496	59,050	2,554	4.17
Willoughby	53,655	54,508	853	-3.84
Wollondilly	52,778	57,397	4,619	1.25
Wollongong	58,190	60,829	2,639	7.31
Wyong	53,066	57,477	4,411	1.40

Appendix G: Political parties registered and nominations for Legislative Assembly and Legislative Council, 2019 State election

Party	Legislative Assembly candidates nominated	Legislative Assembly candidates elected	Legislative Council candidates nominated	Legislative Council candidates elected
Advance Australia Party	0	0	15	0
Animal Justice Party	48	0	19	1
Australian Conservatives (NSW)	19	0	17	0
Australian Labor Party (NSW Branch)	65	32	Refer to listing for Australian Labor Party (NSW Branch)/ Country Labor Party ⁴	Refer to listing for Australian Labor Party (NSW Branch)/ Country Labor Party
Australian Labor Party (NSW Branch)/Country Labor Party	Refer to separate listings for Labor and Country Labor	Refer to separate listings for Labor and Country Labor	21	7
Christian Democratic Party (Fred Nile Group)	18	0	19	0
Country Labor Party	28	4	Refer to listing for Australian Labor Party (NSW Branch)/ Country Labor Party	Refer to listing for Australian Labor Party (NSW Branch)/ Country Labor Party
Flux NSW	2	0	15	0
Keep Sydney Open Party	42	0	21	0
Liberal Democratic Party	10	0	17	0
National Party of Australia - NSW	20	13	N/A	N/A
Pauline Hanson's One Nation	12	0	17	2
Shooters, Fishers and Farmers Party (NSW) Incorporated	25	3	18	1
SocialistAlliance	2	0	18	0
Sustainable Australia (NSW)	55	0	21	0

⁴ In the Legislative Council, the Australian Labor Party (NSW Branch) and Country Labor Party were listed as a combined party.

Party	Legislative Assembly candidates nominated	Legislative Assembly candidates elected	Legislative Council candidates nominated	Legislative Council candidates elected
The Greens NSW	93	3	21	2
The Liberal Party of Australia, New South Wales Division	73	35	N/A	N/A
The Liberal Party of Australia, New South Wales Division/National Party of Australia - NSW	N/A	N/A	15	8
The Small Business Party	4	0	18	0
Voluntary Euthanasia Party	0	0	16	0
Ungrouped Candidates	N/A	N/A	8	0
Independent	50	3	0	0
No party affiliation	2	0	50	0
Totals	568	93	346	21

Appendix H: Number of Legislative Assembly nominations by electoral district, 2019 State election

District	No.	District	No.	District	No.
Albury	5	Granville	8	Orange	9
Auburn	5	Hawkesbury	9	Oxley	5
Ballina	6	Heathcote	5	Parramatta	7
Balmain	6	Heffron	5	Penrith	10
Bankstown	4	Holsworthy	6	Pittwater	8
Barwon	9	Hornsby	9	Port Macquarie	4
Bathurst	6	Keira	4	Port Stephens	6
Baulkham Hills	6	Kiama	5	Prospect	5
Bega	6	Kogarah	5	Riverstone	3
Blacktown	5	Ku-ring-gai	6	Rockdale	6
Blue Mountains	7	Lake Macquarie	6	Ryde	8
Cabramatta	5	Lakemba	6	Seven Hills	6
Camden	7	Lane Cove	6	Shellharbour	4
Campbelltown	7	Lismore	7	South Coast	3
Canterbury	4	Liverpool	6	Strathfield	6
Castle Hill	4	Londonderry	5	Summer Hill	6
Cessnock	5	Macquarie Fields	6	Swansea	5
Charlestown	4	Maitland	8	Sydney	6
Clarence	6	Manly	6	Tamworth	6
Coffs Harbour	8	Maroubra	7	Terrigal	7
Coogee	8	Miranda	6	The Entrance	7
Cootamundra	6	Monaro	6	Tweed	5
Cronulla	5	Mount Druitt	5	Upper Hunter	8
Davidson	5	Mulgoa	4	Vaucluse	7
Drummoyne	5	Murray	10	Wagga Wagga	7
Dubbo	7	Myall Lakes	6	Wakehurst	7
East Hills	7	Newcastle	8	Wallsend	5
Epping	5	Newtown	7	Willoughby	8
Fairfield	4	North Shore	9	Wollondilly	8
Gosford	6	Northern Tablelands	4	Wollongong	7
Goulburn	7	Oatley	5	Wyong	4

Appendix I: Candidates nominated for Legislative Assembly, 2019 State election

Ballot paper name	Affiliation	District
ABBOTT Jaimie	The Liberal Party of Australia, New South Wales Division	Port Stephens
ABOU-HAIDAR Dorlene	Animal Justice Party	Lakemba
ABU-SAMEN Saud	Independent	Bankstown
AGER David	Australian Labor Party (NSW Branch)	Castle Hill
AHERN Luke	Independent	Auburn
AHMED Syed	Independent	Macquarie Fields
AITCHISON Jenny	Country Labor Party	Maitland
ALAN Jason	Animal Justice Party	Barwon
ALLDRICK Annette	Country Labor Party	South Coast
ALLEN Mick	Independent	Macquarie Fields
ALLEY Peter	Country Labor Party	Port Macquarie
ANDERSON Coral	Animal Justice Party	Bega
ANDERSON Kevin	National Party of Australia - NSW	Tamworth
ANDJELKOVIC Michael	Independent	Liverpool
ANDRUSKA Alexander	The Liberal Party of Australia, New South Wales Division	Heffron
ANGUS Josh	National Party of Australia - NSW	Cessnock
ANTHONY Andrew	Sustainable Australia (NSW)	Wollongong
ARAGONA Daniel	Keep Sydney Open Party	Camden
ARCIONI Benjamin	The Greens NSW	Wollongong
ARMSTRONG Jen	Australian Labor Party (NSW Branch)	Miranda
ASPEY James	Animal Justice Party	Heathcote
ATALLA Edmond	Australian Labor Party (NSW Branch)	Mount Druitt
ATKINS Damien	The Greens NSW	Seven Hills
ATKINSON Leanne	Country Labor Party	Bega
ATLEE Chris	The Liberal Party of Australia, New South Wales Division	Keira
AYRES Stuart	The Liberal Party of Australia, New South Wales Division	Penrith
BACON Jeff	Shooters, Fishers and Farmers Party (NSW) Incorporated	Tamworth

Ballot paper name	Affiliation	District
BAIN Arthur	The Greens NSW	Oxley
BALI Stephen	Australian Labor Party (NSW Branch)	Blacktown
BANK Benjamin	Animal Justice Party	Wollongong
BARBER Roland	Liberal Democratic Party	Holsworthy
BARILARO John	National Party of Australia - NSW	Monaro
BARNES Heather	Animal Justice Party	East Hills
BARR Clayton	Country Labor Party	Cessnock
BARRIE Jennifer	The Liberal Party of Australia, New South Wales Division	Charlestown
BATISH Amit	Pauline Hanson's One Nation	Blacktown
BAXTER Terri	Independent	Orange
BEGG Michael	Sustainable Australia (NSW)	Bathurst
BELLWOOD Samuel	Keep Sydney Open Party	Parramatta
BENNETT Emma	Animal Justice Party	Willoughby
BENNETT Greg	Independent	Lismore
BEREJKLIAN Gladys	The Liberal Party of Australia, New South Wales Division	Willoughby
BEST Nick	The Greens NSW	Penrith
BHUIYAN Rashid	The Liberal Party of Australia, New South Wales Division	Lakemba
BIJOK Jessie	Sustainable Australia (NSW)	Mulgoa
BISGROVE Stephen	Liberal Democratic Party	Orange
BITSCHKAT Shane	The Liberal Party of Australia, New South Wales Division	Shellharbour
BLACK Mitchell	Liberal Democratic Party	Wollondilly
BLAIKIE Ross	Australian Conservatives (NSW)	Terrigal
BLAIR Calum	Sustainable Australia (NSW)	Upper Hunter
BLASONATO Cathy	Animal Justice Party	Ballina
BLOOD Liam	Keep Sydney Open Party	Ku-ring-gai
BOAST Victoria	Sustainable Australia (NSW)	North Shore
BOLWELL Jason	Shooters, Fishers and Farmers Party (NSW) Incorporated	Wollondilly

Ballot paper name	Affiliation	District
BONGOMIN Raphael	Shooters, Fishers and Farmers Party (NSW) Incorporated	Oatley
BOUCHIER Olivia	Animal Justice Party	North Shore
BOWEN David	Sustainable Australia (NSW)	Londonderry
BOWMAN Dean	The Liberal Party of Australia, New South Wales Division	Swansea
BOWYER Marie-Jeanne	Independent	Hawkesbury
BOYD Heather	Sustainable Australia (NSW)	Baulkham Hills
BRADLEY Phil	The Greens NSW	Parramatta
BREMNER YOUNG Sean	Animal Justice Party	Newcastle
BROGAN Chris	Independent	East Hills
BROMHEAD Stephen	National Party of Australia - NSW	Myall Lakes
BROWN Geoff	Sustainable Australia (NSW)	Penrith
BROWN John	The Greens NSW	Maitland
BUCKMASTER Michelle	Animal Justice Party	Newtown
BURGESS Jan	Sustainable Australia (NSW)	Port Macquarie
BURRIEL Phillip	Keep Sydney Open Party	Cronulla
BURTON David	Christian Democratic Party (Fred Nile Group)	Penrith
BUSCH Steve	Australian Conservatives (NSW)	Ryde
BUTLER Roy	Shooters, Fishers and Farmers Party (NSW) Incorporated	Barwon
BUTT Owen	Christian Democratic Party (Fred Nile Group)	East Hills
BYE Quentin	Sustainable Australia (NSW)	Myall Lakes
BYRNE Michael	Pauline Hanson's One Nation	Holsworthy
CAMERON Gaye	Pauline Hanson's One Nation	Miranda
CAMPBELL Petra	Sustainable Australia (NSW)	Maroubra
CANSDELL Steve	Shooters, Fishers and Farmers Party (NSW) Incorporated	Clarence
CAPSIS George	Christian Democratic Party (Fred Nile Group)	Miranda
CAR Prue	Australian Labor Party (NSW Branch)	Londonderry
CARNEY Todd	Australian Labor Party (NSW Branch)	Mulgoa
CARREY Elissa	Sustainable Australia (NSW)	Hawkesbury

Ballot paper name	Affiliation	District
CASEY Ben	Pauline Hanson's One Nation	Camden
CASELL Jonathan	The Greens NSW	Coffs Harbour
CASTLE Janet	The Greens NSW	Auburn
CATLEY Yasmin	Australian Labor Party (NSW Branch)	Swansea
CHAND Ravneel	Keep Sydney Open Party	Liverpool
CHANTHIVONG Anoulack	Australian Labor Party (NSW Branch)	Macquarie Fields
CHAPPLE Kym	The Greens NSW	Heffron
CHARAF Abdul	Independent	Granville
CHESTNUT Gary	Independent	Terrigal
CHRISTIE Annemarie	Australian Labor Party (NSW Branch)	Riverstone
CLANCY Gregory	The Greens NSW	Clarence
CLANCY Justin	The Liberal Party of Australia, New South Wales Division	Albury
CLARK Michael	Sustainable Australia (NSW)	Campbelltown
CLAUS Eric	Sustainable Australia (NSW)	Seven Hills
COLEMAN Flavia	Animal Justice Party	Terrigal
COLLAROS Paul	Animal Justice Party	Rockdale
COLLITS Paul	Australian Conservatives (NSW)	Lismore
CONOLLY Kevin	The Liberal Party of Australia, New South Wales Division	Riverstone
CONSTABLE Gae	Animal Justice Party	Holsworthy
CONSTANCE Andrew	The Liberal Party of Australia, New South Wales Division	Bega
COOGANS Sarah	Animal Justice Party	Hawkesbury
COOKE Steph	National Party of Australia - NSW	Cootamundra
CORNISH Marcus	Independent	Penrith
CORRIGAN Carolyn	Independent	North Shore
COSTELLO Joseph	Sustainable Australia (NSW)	Cootamundra
COSTI Perran	Keep Sydney Open Party	Hawkesbury
COTSIS Sophie	Australian Labor Party (NSW Branch)	Canterbury
COTTERILL Joanne	Flux NSW	Dubbo

Ballot paper name	Affiliation	District
COURE Mark	The Liberal Party of Australia, New South Wales Division	Oatley
CRAKANTHORP Tim	Australian Labor Party (NSW Branch)	Newcastle
CROUCH Adam	The Liberal Party of Australia, New South Wales Division	Terrigal
CROWLEY Tom	Keep Sydney Open Party	Willoughby
CRUZ James	The Greens NSW	Maroubra
CURTIN Austin	National Party of Australia - NSW	Lismore
DAGG Melanie	Country Labor Party	Upper Hunter
DALEY Michael	Australian Labor Party (NSW Branch)	Maroubra
DALTON Helen	Shooters, Fishers and Farmers Party (NSW) Incorporated	Murray
DALY Suzanne	Sustainable Australia (NSW)	Pittwater
DAVEY Maurice	Christian Democratic Party (Fred Nile Group)	Orange
DAVIDSON Jo-Ann	Country Labor Party	Wollondilly
DAVIDSON Stuart	Shooters, Fishers and Farmers Party (NSW) Incorporated	Coffs Harbour
DAVIES Liam	Keep Sydney Open Party	Murray
DAVIES Tanya	The Liberal Party of Australia, New South Wales Division	Mulgoa
DAVIS Felicity	The Greens NSW	Davidson
DAVIS Ken	Sustainable Australia (NSW)	Shellharbour
D'CRUZ Jude	Australian Conservatives (NSW)	Seven Hills
de BHALDRAITHE Emmet	The Greens NSW	Lakemba
DE BRUYNE Christopher	Liberal Democratic Party	Ryde
DE SILVA Nivanka	The Greens NSW	Murray
DE VRIES Fiona	Australian Conservatives (NSW)	Wallsend
DELLO-IACOVO Michael	Animal Justice Party	Heffron
DENGATE Susan	The Liberal Party of Australia, New South Wales Division	Gosford
DIB Jihad	Australian Labor Party (NSW Branch)	Lakemba
DICKERSON Mathew	Independent	Dubbo
DIGIGLIO Nina	The Greens NSW	Kiama

Ballot paper name	Affiliation	District
DIXON Jamie	The Greens NSW	Shellharbour
DJURIC Shane	Shooters, Fishers and Farmers Party (NSW) Incorporated	Hawkesbury
DOGRAMACI Eddie	Independent	Hawkesbury
DOIG Jon	The Greens NSW	Cronulla
DOMINELLO Victor	The Liberal Party of Australia, New South Wales Division	Ryde
DONATO Philip	Shooters, Fishers and Farmers Party (NSW) Incorporated	Orange
DORAN Bill	Independent	Port Stephens
DOUGLAS William	The Greens NSW	Bega
DOUGLASS Mark	Country Labor Party	Cootamundra
DOUSKOU Fiona	The Small Business Party	Sydney
DOYLE Bob	The Greens NSW	Terrigal
DOYLE Deb	Animal Justice Party	Vaucluse
DOYLE Therese	The Greens NSW	Charlestown
DOYLE Trish	Australian Labor Party (NSW Branch)	Blue Mountains
DRAGONE Gianluca	The Greens NSW	Oatley
D'SOUZA Noel	Independent	Maroubra
DUNNE Kay	Sustainable Australia (NSW)	Vaucluse
DUNNETT Angela	Sustainable Australia (NSW)	Balmain
EAGAR-DEITZ Stephen	The Greens NSW	Macquarie Fields
ECKER Saan	The Greens NSW	Goulburn
EDWARDS Heather	Animal Justice Party	Wollondilly
EISLER Linda	The Greens NSW	Canterbury
ELLIOT Craig	Country Labor Party	Tweed
ELLIOTT David	The Liberal Party of Australia, New South Wales Division	Baulkham Hills
ELLIOTT Heather	Shooters, Fishers and Farmers Party (NSW) Incorporated	Myall Lakes
ELLIS Mark	Liberal Democratic Party	Upper Hunter
EROS Emma	Pauline Hanson's One Nation	Hornsby
ERVIN Hadden	Australian Conservatives (NSW)	The Entrance

Ballot paper name	Affiliation	District
EVANS Austin	National Party of Australia - NSW	Murray
EVANS Lee	The Liberal Party of Australia, New South Wales Division	Heathcote
FARAJ Hussein	Independent	Rockdale
FARHART Teresa	Australian Labor Party (NSW Branch)	Cronulla
FARMER Patrick	The Liberal Party of Australia, New South Wales Division	Maroubra
FENELON Bill	The Greens NSW	Tweed
FENTON Charlie	Pauline Hanson's One Nation	Wollondilly
FERGUSON Sam	Sustainable Australia (NSW)	Maitland
FERRIS Mark	Sustainable Australia (NSW)	Ku-ring-gai
FIELD David	The Greens NSW	Castle Hill
FIGUEIRA Fatima	Christian Democratic Party (Fred Nile Group)	Canterbury
FINLAYSON Anita	Animal Justice Party	Balmain
FINN Julia	Australian Labor Party (NSW Branch)	Granville
FITZPATRICK Jake	Keep Sydney Open Party	The Entrance
FITZPATRICK Zachary	The Liberal Party of Australia, New South Wales Division	Wollongong
FLEISHER Andrew	Liberal Democratic Party	Barwon
FLEMING Murray	Sustainable Australia (NSW)	Lane Cove
FLETCHER Simon	Animal Justice Party	Strathfield
FRANCIS-COAN Sinead	The Greens NSW	Wallsend
FRANICH Rod	Shooters, Fishers and Farmers Party (NSW) Incorporated	Penrith
FRANKLIN Ben	National Party of Australia - NSW	Ballina
FREDERICKS Glen	The Small Business Party	Newcastle
FREEMAN Larry	Shooters, Fishers and Farmers Party (NSW) Incorporated	Gosford
FURPHY Colin	Keep Sydney Open Party	North Shore
GALLAGHER Mick	Independent	Hornsby
GANNON Lyndon	The Liberal Party of Australia, New South Wales Division	Sydney
GARRARD Michelle	Independent	Parramatta

Ballot paper name	Affiliation	District
GARROD Simon	Animal Justice Party	Coogee
GENT James	Christian Democratic Party (Fred Nile Group)	Campbelltown
GEORGIS Sam	Christian Democratic Party (Fred Nile Group)	Fairfield
GIBBONS Melanie	The Liberal Party of Australia, New South Wales Division	Holsworthy
GIBBS Kirsten	The Greens NSW	Blacktown
GILBERT Trent	Country Labor Party	Clarence
GILL John	Sustainable Australia (NSW)	Keira
GLANVILLE Kristyn	The Greens NSW	Manly
GOMPERTZ Katie	Australian Labor Party (NSW Branch)	Hornsby
GOODLASS Ray	The Greens NSW	Wagga Wagga
GRAHAM Greg	Sustainable Australia (NSW)	Willoughby
GRAY Hayden	Keep Sydney Open Party	Hornsby
GREEN Allan	The Liberal Party of Australia, New South Wales Division	Blacktown
GREEN Josh	Christian Democratic Party (Fred Nile Group)	Blacktown
GREENWICH Alex	Independent	Sydney
GREWAL Samraat	Christian Democratic Party (Fred Nile Group)	Mount Druitt
GRIERSON Kim	The Greens NSW	Lake Macquarie
GRIFFIN James	The Liberal Party of Australia, New South Wales Division	Manly
GRIMSHAW Jeffrey	Australian Conservatives (NSW)	North Shore
GULAPTIS Chris	National Party of Australia - NSW	Clarence
GUNDRY Toni	Animal Justice Party	Wallsend
GUNNING Robin	The Greens NSW	Tamworth
GUNNING Sam	Liberal Democratic Party	North Shore
GUTTMAN-JONES Miriam	Independent	Vaucluse
HALL Craig	Christian Democratic Party (Fred Nile Group)	Baulkham Hills
HALL Emma	Animal Justice Party	Tamworth
HALLEY Carl	Pauline Hanson's One Nation	Penrith
HALLIDAY Sally	The Liberal Party of Australia, New South Wales Division	Maitland

Ballot paper name	Affiliation	District
HAMILTON Ross	Sustainable Australia (NSW)	Albury
HANA Matthew	The Liberal Party of Australia, New South Wales Division	Prospect
HANCOCK Shelley	The Liberal Party of Australia, New South Wales Division	South Coast
HANNAN Judy	Independent	Wollondilly
HANSEN Timothy	Keep Sydney Open Party	Bathurst
HARMS Jonathan	The Greens NSW	Sydney
HARRIS David	Australian Labor Party (NSW Branch)	Wyang
HARRIS Linda		Granville
HARRISON Jodie	Australian Labor Party (NSW Branch)	Charlestown
HARRISON Matt	The Liberal Party of Australia, New South Wales Division	Canterbury
HARVEY David	The Greens NSW	Bathurst
HASSAN Sam	The Liberal Party of Australia, New South Wales Division	Rockdale
HAYES Dan	Country Labor Party	Wagga Wagga
HAYLEN Jo	Australian Labor Party (NSW Branch)	Summer Hill
HAZELTON Kate	National Party of Australia - NSW	Orange
HAZZARD Brad	The Liberal Party of Australia, New South Wales Division	Wakehurst
HEARDER Susie	Animal Justice Party	Tweed
HEHIR James	Keep Sydney Open Party	Wollongong
HENSKENS Alister	The Liberal Party of Australia, New South Wales Division	Ku-ring-gai
HIGGINS Anthony (Andy)	Country Labor Party	Kiama
HIGGINSON Sue	The Greens NSW	Lismore
HILL Belinda	The Liberal Party of Australia, New South Wales Division	Londonderry
HOCKLEY Erica	The Greens NSW	Baulkham Hills
HOENIG Ron	Australian Labor Party (NSW Branch)	Heffron
HOLDER Jo	Australian Labor Party (NSW Branch)	Sydney
HOLTON Mick	Shooters, Fishers and Farmers Party (NSW) Incorporated	Monaro

Ballot paper name	Affiliation	District
HORE Tom	Australian Labor Party (NSW Branch)	Drummoyne
HORNERY Sonia	Australian Labor Party (NSW Branch)	Wallsend
HOUGH Darren	Independent	Wakehurst
HOWSE Elly	Australian Labor Party (NSW Branch)	Balmain
HUGHES Nick	Sustainable Australia (NSW)	Miranda
HUNT Nathan	The Greens NSW	Miranda
INDRAGHANTI Rohan	The Liberal Party of Australia, New South Wales Division	Newtown
INGRAM Norma	Australian Labor Party (NSW Branch)	Newtown
ISAAC Andrew	Australian Conservatives (NSW)	Hornsby
ISSA Tony	The Liberal Party of Australia, New South Wales Division	Granville
JAGO Charles	The Greens NSW	Drummoyne
JAMES Christopher	The Greens NSW	Cabramatta
JELFS Beverley	Sustainable Australia (NSW)	Newcastle
JELFS Bradley	Sustainable Australia (NSW)	Port Stephens
JENVEY Susan	Country Labor Party	Oxley
JOHNSEN Michael	National Party of Australia - NSW	Upper Hunter
JOHNSON Amy	Animal Justice Party	Maitland
JONES Margaret	Sustainable Australia (NSW)	The Entrance
JUDGE Tony	Country Labor Party	Coffs Harbour
KADWELL John	Christian Democratic Party (Fred Nile Group)	Kiama
KALIYANDA Charishma	Australian Labor Party (NSW Branch)	Holsworthy
KAMPER Steve	Australian Labor Party (NSW Branch)	Rockdale
KANG Kyoung Hee (Christina)	The Liberal Party of Australia, New South Wales Division	Auburn
KEAN Matthew	The Liberal Party of Australia, New South Wales Division	Hornsby
KEATING Blake	The Liberal Party of Australia, New South Wales Division	Newcastle
KEEGAN David	Country Labor Party	Myall Lakes
KEELING Amanda	Australian Labor Party (NSW Branch)	Ku-ring-gai
KEENAN Tracey	Animal Justice Party	Goulburn

Ballot paper name	Affiliation	District
KEIGHTLEY Gregory	Animal Justice Party	Blue Mountains
KENDALL Carl	Sustainable Australia (NSW)	Murray
KEOGH Daniel	The Greens NSW	Willoughby
KERLE Chris	The Greens NSW	Holsworthy
KHATCHIGIAN Sophie	Keep Sydney Open Party	Ryde
KORZY Miranda	The Greens NSW	Pittwater
KOS Rowan	Keep Sydney Open Party	Maroubra
KOTIS Thom	Sustainable Australia (NSW)	Clarence
KUIPERS Herman	Sustainable Australia (NSW)	Castle Hill
KULAKAUSKAS Lenore	Australian Labor Party (NSW Branch)	Vaucluse
LAFFIN Owen	The Liberal Party of Australia, New South Wales Division	Blue Mountains
LALICH Nick	Australian Labor Party (NSW Branch)	Cabramatta
LANDINI David	Independent	Murray
LANG George	Australian Conservatives (NSW)	Mount Druitt
LANGFIELD Philip	Christian Democratic Party (Fred Nile Group)	Murray
LARSEN Mark	Sustainable Australia (NSW)	Ryde
LAWRENCE Stephen	Country Labor Party	Dubbo
LAWSON James	Keep Sydney Open Party	Maitland
LAXALE Jerome	Australian Labor Party (NSW Branch)	Ryde
LAXMANALAL Rohan	Animal Justice Party	Granville
LE Austin	The Liberal Party of Australia, New South Wales Division	Cabramatta
LE Dai	Independent	Cabramatta
LE SAUX Aaron	The Small Business Party	Newtown
LEE Geoffrey	The Liberal Party of Australia, New South Wales Division	Parramatta
LEE Kieron	Keep Sydney Open Party	Auburn
LEONARD Ann	Independent	Coffs Harbour
LEONETTI Emilia	Keep Sydney Open Party	Balmain
LEONG Jenny	The Greens NSW	Newtown
LESTER Michael	Australian Labor Party (NSW Branch)	North Shore

Ballot paper name	Affiliation	District
LIANG Jack	Australian Conservatives (NSW)	Strathfield
LI-CANTWELL Ying Shu	The Liberal Party of Australia, New South Wales Division	Wyong
LINDSAY Wendy	The Liberal Party of Australia, New South Wales Division	East Hills
LIU Kingsley	The Greens NSW	Blue Mountains
LONERGAN Tony	The Greens NSW	Upper Hunter
LOOKER Claudia	Keep Sydney Open Party	Newcastle
LOPEZ Steven	Independent	Granville
LYNCH Paul	Australian Labor Party (NSW Branch)	Liverpool
LYNDON Samuel	Keep Sydney Open Party	Epping
MacLEOD Crisetta	The Greens NSW	Strathfield
MACSMITH Mark	Keep Sydney Open Party	Vaucluse
MADDOCK Lisa	Keep Sydney Open Party	East Hills
MADIRAZZA Philip	The Liberal Party of Australia, New South Wales Division	Strathfield
MAGEE Maureen	The Greens NSW	Port Stephens
MAKRIS Andrea	Keep Sydney Open Party	Summer Hill
MAKSIMOVIC Milan	Independent	Prospect
MANNERING Lucy	Australian Labor Party (NSW Branch)	Oatley
MARCHANT Robyn	Animal Justice Party	Coffs Harbour
MARGAN Simon	The Greens NSW	Epping
MARSCHALL Richard	Sustainable Australia (NSW)	Blue Mountains
MARSHALL Adam	National Party of Australia - NSW	Northern Tablelands
MARSHALL Peter	The Greens NSW	Monaro
MASCARENHAS Alan	Australian Labor Party (NSW Branch)	Epping
MASSE Pierre	The Greens NSW	Lane Cove
MATKOVIC Natalie	Animal Justice Party	Pittwater
MATTHEWS Stewart	Independent	Pittwater
MAWSON Greg	Sustainable Australia (NSW)	Wakehurst
MAY Brenden	Shooters, Fishers and Farmers Party (NSW) Incorporated	Bathurst

Ballot paper name	Affiliation	District
MCBETH Kaj	Animal Justice Party	Penrith
McCABE Charlotte	The Greens NSW	Newcastle
McCRAE Dean	Liberal Democratic Party	Goulburn
McDERMOTT Hugh	Australian Labor Party (NSW Branch)	Prospect
McDERMOTT Lisa	Sustainable Australia (NSW)	Ballina
MCDONAGH Seb	Shooters, Fishers and Farmers Party (NSW) Incorporated	Wagga Wagga
McDONALD Ronald	Sustainable Australia (NSW)	Tweed
MCDONALD-PRITCHARD Maree	Sustainable Australia (NSW)	Barwon
McEWIN Megan	The Greens NSW	Vaucluse
McGIRR Joe	Independent	Wagga Wagga
MCKAY Jodi	Australian Labor Party (NSW Branch)	Strathfield
McKEOWN Karen	Australian Labor Party (NSW Branch)	Penrith
McMAHON Garry	Australian Conservatives (NSW)	Orange
MCMANUS Joel	Shooters, Fishers and Farmers Party (NSW) Incorporated	Heathcote
MCNAIR Reuben	Keep Sydney Open Party	Albury
MEARS Steve	Country Labor Party	Tamworth
MEGGET Drusi	The Greens NSW	Port Macquarie
MEHAN David	Australian Labor Party (NSW Branch)	The Entrance
MEOW-MEOW Meow-Ludo	Flux NSW	Willoughby
MIHAILUK Tania	Australian Labor Party (NSW Branch)	Bankstown
MILLS Brian	Independent	Murray
MINNS Chris	Australian Labor Party (NSW Branch)	Kogarah
MITCHELL Stacey	Australian Conservatives (NSW)	Pittwater
MODARELLI Don	Christian Democratic Party (Fred Nile Group)	Londonderry
MOLLOY Stephen	Sustainable Australia (NSW)	Davidson
MOLTTER Jasmina	Sustainable Australia (NSW)	Parramatta
MORAN Richard	Sustainable Australia (NSW)	Cronulla
MORRIS Hillary	The Greens NSW	Gosford
MOSS Dean	The Greens NSW	Albury

Ballot paper name	Affiliation	District
MUIRHEAD Lauriston	Country Labor Party	Albury
MUNRO Riley	The Liberal Party of Australia, New South Wales Division	Campbelltown
MURPHY Cameron	Australian Labor Party (NSW Branch)	East Hills
MURPHY Patrick	Animal Justice Party	Gosford
MURRAY Dane	Keep Sydney Open Party	Manly
MURRAY Janet	The Greens NSW	Cessnock
MURRAY John	Independent	Hornsby
MURRAY Lluisa	Sustainable Australia (NSW)	Coogee
NADEN Phil	Independent	Barwon
NAJJAR Omar	Keep Sydney Open Party	Lakemba
NASTOSKI Nikola	Independent	Wollongong
NEWFIELD Linda	Animal Justice Party	Baulkham Hills
NEWLAND Dorothea	The Greens NSW	Prospect
NEWMAN Michael	Keep Sydney Open Party	Pittwater
NICITA Joe	The Greens NSW	Hornsby
NOTLEY-SMITH Bruce	The Liberal Party of Australia, New South Wales Division	Coogee
NOVAK Debrah	Independent	Clarence
NOVEK Adam	Australian Conservatives (NSW)	Liverpool
NUGENT Stephen	The Greens NSW	Orange
O'BRIEN Ciaran	The Small Business Party	Coogee
O'BRIEN David	Keep Sydney Open Party	Orange
O'BRIEN Debra	Country Labor Party	Northern Tablelands
O'BRIEN Steve	Socialist Alliance	Newcastle
O'DEA Jonathan	The Liberal Party of Australia, New South Wales Division	Davidson
O'DONOGHUE Joseph	Keep Sydney Open Party	Coogee
O'NEILL Astrid	The Greens NSW	Fairfield
O'NEILL Marjorie	Australian Labor Party (NSW Branch)	Coogee
ORCHARD Richard	Pauline Hanson's One Nation	Goulburn

Ballot paper name	Affiliation	District
OREKONDY Vinay	Keep Sydney Open Party	Strathfield
OSBORN Kaye	The Greens NSW	Keira
O'SULLIVAN Martin	Keep Sydney Open Party	Campbelltown
OWEN Durga	Australian Labor Party (NSW Branch)	Seven Hills
PALETTO Emanuele	Sustainable Australia (NSW)	Manly
PARK Ryan	Australian Labor Party (NSW Branch)	Keira
PARKER Chris	Animal Justice Party	Cessnock
PARKER Jamie	The Greens NSW	Balmain
PASSLOW Jeffrey	The Greens NSW	Cootamundra
PATERSON Kate	Animal Justice Party	Manly
PATERSON Lindsay	The Liberal Party of Australia, New South Wales Division	Lake Macquarie
PAVEY Melinda	National Party of Australia - NSW	Oxley
PEARSON Stephen	The Greens NSW	The Entrance
PENN Larissa	Independent	Willoughby
PERREM Brian	The Liberal Party of Australia, New South Wales Division	The Entrance
PERROTTET Dominic	The Liberal Party of Australia, New South Wales Division	Epping
PETERS Lindsay	The Greens NSW	Ryde
PETINOS Eleni	The Liberal Party of Australia, New South Wales Division	Miranda
PETTIGREW Toby	The Greens NSW	North Shore
PHILLIPS Cameron	Christian Democratic Party (Fred Nile Group)	Blue Mountains
PHILLIPS-MASON Natasha	Australian Labor Party (NSW Branch)	Manly
PIERCE Charlie	The Greens NSW	Londonderry
PIGOTT Mark	Keep Sydney Open Party	Blue Mountains
PIPER Greg	Independent	Lake Macquarie
PIPER Keith	Christian Democratic Party (Fred Nile Group)	Granville
POLLARD Phillip	Pauline Hanson's One Nation	Kogarah
POWELL David	The Greens NSW	Wollondilly
POWELL Mackenna	National Party of Australia - NSW	Wagga Wagga

Ballot paper name	Affiliation	District
PRESTON Mark	Pauline Hanson's One Nation	Oatley
PRESTON Robyn	The Liberal Party of Australia, New South Wales Division	Hawkesbury
PRICE Susan	SocialistAlliance	Parramatta
PROCIV Benjamin	The Greens NSW	Granville
PROVEST Geoff	National Party of Australia - NSW	Tweed
PRYOR Rod	The Greens NSW	Dubbo
PUGH Asren	Country Labor Party	Ballina
PURTILL Alan	Country Labor Party	Murray
QUADE Matt	Independent	Wagga Wagga
QUAZI Zahurul	The Liberal Party of Australia, New South Wales Division	Macquarie Fields
QUEALY Lara	Shooters, Fishers and Farmers Party (NSW) Incorporated	Dubbo
QUINN Richard	Independent	Lane Cove
QUINNELL Sally	Australian Labor Party (NSW Branch)	Camden
RAUE Tom	The Greens NSW	Summer Hill
REISS Justin	Australian Labor Party (NSW Branch)	Willoughby
RENET Gregory	Liberal Democratic Party	Coffs Harbour
RESMAN Natalie	Keep Sydney Open Party	Kogarah
REYNOLDS Peter	Australian Labor Party (NSW Branch)	Hawkesbury
RICHARDS Maddy	Animal Justice Party	The Entrance
RIGG Wayne	Sustainable Australia (NSW)	Terrigal
RILEY Beau	Country Labor Party	Bathurst
RISELEY Julia	Animal Justice Party	Swansea
RIVERA Jayden	The Greens NSW	Campbelltown
ROBERTS Anthony	The Liberal Party of Australia, New South Wales Division	Lane Cove
ROBERTS David	Keep Sydney Open Party	Drummoyne
ROBERTSON Brent	The Greens NSW	Mount Druitt
ROBERTSON Claire	Animal Justice Party	Upper Hunter
ROBINSON Dorothy	The Greens NSW	Northern Tablelands

Ballot paper name	Affiliation	District
RODDA Mark	Independent	Tamworth
ROLFE Marie	Sustainable Australia (NSW)	Lake Macquarie
ROMANOVSKY Teresa	Animal Justice Party	Summer Hill
ROONEY James	The Greens NSW	Bankstown
RUSEV Mark	The Liberal Party of Australia, New South Wales Division	Mount Druitt
RUSSELL Steve	Sustainable Australia (NSW)	Cessnock
RYAN Chris	Keep Sydney Open Party	Heffron
SAFFIN Janelle	Country Labor Party	Lismore
SAIDI Maurice	Animal Justice Party	Drummoyne
SAJN Danica	Sustainable Australia (NSW)	Camden
SALEAM Jim		Cootamundra
SALTER April	Australian Conservatives (NSW)	Dubbo
SANDILANDS Paul	Independent	Myall Lakes
SANGER Luke	Country Labor Party	Orange
SARKIS Nadrra	Shooters, Fishers and Farmers Party (NSW) Incorporated	Maitland
SAUL Dean	Shooters, Fishers and Farmers Party (NSW) Incorporated	Oxley
SAUNDERS Dugald	National Party of Australia - NSW	Dubbo
SCHIER Andrew	National Party of Australia - NSW	Barwon
SCHUBERT Karl	Christian Democratic Party (Fred Nile Group)	Lakemba
SCHULTZ Katika	Keep Sydney Open Party	Wakehurst
SCULLY Liz	Australian Labor Party (NSW Branch)	Parramatta
SCULLY Paul	Australian Labor Party (NSW Branch)	Wollongong
SEDDON Glenn	Australian Conservatives (NSW)	Swansea
SEXTON Alan	Independent	Seven Hills
SEYMOUR Frankie	Animal Justice Party	Monaro
SHAKESPEARE Mitchell	The Greens NSW	Heathcote
SHARPE Chris	Australian Labor Party (NSW Branch)	Wakehurst
SHIELD Rob	The Greens NSW	Mulgoa
SHOOBRIDGE Joshua	Australian Conservatives (NSW)	Bega

Ballot paper name	Affiliation	District
SHTEYMAN Jacob	Keep Sydney Open Party	Davidson
SHUREY Lindsay	The Greens NSW	Coogee
SIDGREAVES Peter	The Liberal Party of Australia, New South Wales Division	Camden
SIDOTI John	The Liberal Party of Australia, New South Wales Division	Drummoyne
SIMONS Caroline	Australian Conservatives (NSW)	Maroubra
SIMPSON Andrew	Independent	Camden
SINDEN Dale	Sustainable Australia (NSW)	Summer Hill
SINGER Judy	Sustainable Australia (NSW)	Gosford
SINGH Gurmesh	National Party of Australia - NSW	Coffs Harbour
SINGH Scott	Keep Sydney Open Party	Macquarie Fields
SINGLE Rayne	Shooters, Fishers and Farmers Party (NSW) Incorporated	Northern Tablelands
SMITH Jo	Australian Labor Party (NSW Branch)	Lake Macquarie
SMITH Nathaniel	The Liberal Party of Australia, New South Wales Division	Wollondilly
SMITH Tamara	The Greens NSW	Ballina
SMYTHE Debbie	Sustainable Australia (NSW)	Oxley
SORENSEN Susan	Animal Justice Party	Wakehurst
SPEAKMAN Mark	The Liberal Party of Australia, New South Wales Division	Cronulla
SPENCE Eleanor (Ellie)	The Greens NSW	Myall Lakes
SPITERI Joanne	Keep Sydney Open Party	Lane Cove
STADTMILLER Matthew	Shooters, Fishers and Farmers Party (NSW) Incorporated	Cootamundra
STELLINO Matthew	Animal Justice Party	Campbelltown
STEPHENS Ursula	Country Labor Party	Goulburn
STEPHENSON Kim	The Greens NSW	South Coast
STEVENSON Martin	Australian Conservatives (NSW)	Wyong
STEWART Karen	The Greens NSW	Camden
STOKES Robert	The Liberal Party of Australia, New South Wales Division	Pittwater
STRAHAN Mitchell	Liberal Democratic Party	Ku-ring-gai

Ballot paper name	Affiliation	District
STRETTON Richard	Christian Democratic Party (Fred Nile Group)	Upper Hunter
STRONG Peter	The Greens NSW	Rockdale
STUART Maryanne	Australian Labor Party (NSW Branch)	Heathcote
SUNDSTROM Jeff	Australian Labor Party (NSW Branch)	Terrigal
TAGGART Colin	Australian Conservatives (NSW)	Wagga Wagga
TARANTO Laurance	Animal Justice Party	Lake Macquarie
TAYLOR David	Sustainable Australia (NSW)	Lismore
TAYLOR Mark	The Liberal Party of Australia, New South Wales Division	Seven Hills
TAYLOR Theresa	Animal Justice Party	Port Stephens
TESCH Liesl	Australian Labor Party (NSW Branch)	Gosford
THALER Andrew	Independent	Monaro
THOMAS Christopher	Sustainable Australia (NSW)	Sydney
THOMAS Eric	Shooters, Fishers and Farmers Party (NSW) Incorporated	Bega
THOMAS Justin	Sustainable Australia (NSW)	Hornsby
TOOLE Paul	National Party of Australia - NSW	Bathurst
TOWNLEY Sally	Independent	Coffs Harbour
TRACEY Ryan	Australian Labor Party (NSW Branch)	Baulkham Hills
TRAPPETT Nicholas	The Liberal Party of Australia, New South Wales Division	Wallsend
TUCKERMAN Wendy	The Liberal Party of Australia, New South Wales Division	Goulburn
TULLOCH George	Keep Sydney Open Party	Rockdale
TURKINGTON Jared	Australian Labor Party (NSW Branch)	Pittwater
TURLEY Darriea	Country Labor Party	Barwon
TURNBULL Josh	Shooters, Fishers and Farmers Party (NSW) Incorporated	Coogee
TURNER Neil	Pauline Hanson's One Nation	Maitland
TURNER Richard	Animal Justice Party	Charlestown
TYNDALL Mark	Independent	Penrith
UPTON Gabrielle	The Liberal Party of Australia, New South Wales Division	Vaucluse

Ballot paper name	Affiliation	District
VAN VUCHT Alex	The Greens NSW	Riverstone
VIRAGO Suzan	The Greens NSW	East Hills
VO Phuoc	Independent	Cabramatta
VOLTZ Lynda	Australian Labor Party (NSW Branch)	Auburn
VON BORNEMANN Joe	Australian Labor Party (NSW Branch)	Davidson
WARD Catherine	Animal Justice Party	Prospect
WARD Gareth	The Liberal Party of Australia, New South Wales Division	Kiama
WARREN Greg	Australian Labor Party (NSW Branch)	Campbelltown
WASHINGTON Kate	Country Labor Party	Port Stephens
WATERS Alison	Animal Justice Party	Lismore
WATERSON Victor	Independent	Epping
WATSON Anna	Australian Labor Party (NSW Branch)	Shellharbour
WATSON Hugh	Sustainable Australia (NSW)	Newtown
WATTS Lee	Shooters, Fishers and Farmers Party (NSW) Incorporated	Upper Hunter
WEI Leo	The Liberal Party of Australia, New South Wales Division	Summer Hill
WERNER Greta	The Greens NSW	Kogarah
WESTERBERG Signe	The Greens NSW	Liverpool
WEYRICH Tom	Pauline Hanson's One Nation	Murray
WHATMAN Anne	Sustainable Australia (NSW)	Kiama
WHEELER Danielle	The Greens NSW	Hawkesbury
WHITE Laura	Keep Sydney Open Party	Newtown
WHYMAN Owen	Independent	Barwon
WILLIAMS Leigh	The Greens NSW	Barwon
WILLIAMS Leslie	National Party of Australia - NSW	Port Macquarie
WILLIAMS Raymond	The Liberal Party of Australia, New South Wales Division	Castle Hill
WILLIAMSON Doug	The Greens NSW	Swansea
WILSON Bryce	Country Labor Party	Monaro
WILSON Felicity	The Liberal Party of Australia, New South Wales Division	North Shore

Ballot paper name	Affiliation	District
WOOD Andy	Shooters, Fishers and Farmers Party (NSW) Incorporated	Goulburn
WORSLEY Julie	Christian Democratic Party (Fred Nile Group)	Ryde
WRIGHT James	Keep Sydney Open Party	Ballina
WYNN Sue	The Greens NSW	Wyong
YOUKHANA Sabah (Sam)	The Liberal Party of Australia, New South Wales Division	Fairfield
YUNG Scott	The Liberal Party of Australia, New South Wales Division	Kogarah
ZADRO Paul	The Liberal Party of Australia, New South Wales Division	Liverpool
ZAHARIAS Lilith	The Greens NSW	Wakehurst
ZAKHIA George	The Liberal Party of Australia, New South Wales Division	Bankstown
ZANGARI Guy	Australian Labor Party (NSW Branch)	Fairfield
ZBIK Andrew	Australian Labor Party (NSW Branch)	Lane Cove
ZHANG Qiu Yue (Viki)	The Greens NSW	Ku-ring-gai
ZHANG Wenjie (Ben)	The Liberal Party of Australia, New South Wales Division	Balmain

Appendix J: Candidates nominated for the Legislative Council, 2019 NSW State election

Ballot paper name	Affiliation	Group
ADAMS Tony	The Greens	D
ADAMSON Gary	The Small Business Party	R
AGNEW Nick		G
AKHURST Alan	Liberal / The Nationals	K
ALDEN John	Sustainable Australia	C
ARGAET Anne	Christian Democratic Party (Fred Nile Group)	Q
ASHBY Sam	SocialistAlliance	B
ATWELL David	Animal Justice Party	E
BALLINGALL Ben	Flux	I
BANASIAK Mark	Shooters, Fishers And Farmers	A
BANKS Peter	Christian Democratic Party (Fred Nile Group)	Q
BASSI Raul	SocialistAlliance	B
BAYLIS Janelle		L
BEAUMONT OWLES Brian	Voluntary Euthanasia Party	P
BECK Lorraine		L
BECKER Max	Keep Sydney Open	N
BELLENGER Carol	Animal Justice Party	E
BINNS Aaron	Australian Conservatives (NSW)	M
BLAIR Niall	Liberal / The Nationals	K
BLAKEY Cath	The Greens	D
BOGAN Ron	Ungrouped	
BOGARD Greville	Pauline Hanson's One Nation	T
BOLAND Helen	Advance	F
BOURKE William	Sustainable Australia	C
BOURNE Bob	Pauline Hanson's One Nation	T
BOYD Abigail	The Greens	D
BOYLE Peter	SocialistAlliance	B
BRETT John	Ungrouped	
BRIGGS Susanne	Animal Justice Party	E
BROKMAN Andre	Ungrouped	

Ballot paper name	Affiliation	Group
BRON Alan	Liberal Democrats	O
BROWN Leslea	Advance	F
BROWN Raymond	Advance	F
BRUNNER Ashley	Sustainable Australia	C
BUCKINGHAM Jeremy		L
BURKE Ann	Sustainable Australia	C
BURTON Matthew	Christian Democratic Party (Fred Nile Group)	Q
BUTTIGIEG Mark	Labor / Country Labor	J
CAIRNS Tim	Australian Conservatives (NSW)	M
CAMPBELL Julia	The Small Business Party	R
CAMPBELL Steven		G
CARRUTHERS Benjamin	Advance	F
CHAFFEY Margaret		G
CHANDLER Ian	Advance	F
CHANDRALA Aruna	Labor / Country Labor	J
CHANTER John	Liberal / The Nationals	K
CHEN Charlie	Liberal Democrats	O
CHIA Roz	The Greens	D
CHRISTIAENS Jay		S
CHUTER Andrew	SocialistAlliance	B
CLARK Philippa	The Greens	D
CLARKE Brendan		S
CLARKE Gregory	Christian Democratic Party (Fred Nile Group)	Q
CLARKE Helen	Christian Democratic Party (Fred Nile Group)	Q
CLEMENTS Trisha	Advance	F
CLIFFORD Ross	Christian Democratic Party (Fred Nile Group)	Q
COAN Cecille	Christian Democratic Party (Fred Nile Group)	Q
COBAN Semra	SocialistAlliance	B
COLEMAN Dianne	The Small Business Party	R
COLEMAN John	SocialistAlliance	B
CONSTANTINESCU Liviu		S
COOK David	Shooters, Fishers And Farmers	A

Ballot paper name	Affiliation	Group
COOKE Brett	Shooters, Fishers And Farmers	A
COSTELLO Benjamin	Animal Justice Party	E
COSTELLO Kathleen	Animal Justice Party	E
COSTIGAN Simon	Advance	F
COTRONEO Diane	Shooters, Fishers And Farmers	A
COTTEE Mike	Sustainable Australia	C
COULTER Tatiana	The Small Business Party	R
COX John	Pauline Hanson's One Nation	T
COX Margaret	Pauline Hanson's One Nation	T
CRAIG Geoffrey	Advance	F
CRAIG Phil	SocialistAlliance	B
CRANFIELD Kevin	Advance	F
CROSSING Kipling	Flux	I
CUBIS Luke	Christian Democratic Party (Fred Nile Group)	Q
CUSACK Catherine	Liberal / The Nationals	K
D'ADAM Anthony	Labor / Country Labor	J
DALEY Judith	Voluntary Euthanasia Party	P
DALEY Pat	Liberal / The Nationals	K
DARLEY-JONES Patrick		L
de GUNST Steven	Liberal / The Nationals	K
DE LIMA Joaquim	Liberal Democrats	O
DE VRIES Daniel	Australian Conservatives (NSW)	M
DEARING Jordon	Flux	I
DEMAS Andrew		G
DITCHFIELD Luke	Voluntary Euthanasia Party	P
DONNELLY Greg	Labor / Country Labor	J
DOUSKOU Frank	The Small Business Party	R
DOWDELL-PARKES Zebedee	SocialistAlliance	B
DUCKER Helen		G
DUNCAN Samuel	Liberal Democrats	O
EDWARDS Jan	Voluntary Euthanasia Party	P
EDWARDS Jessica	Voluntary Euthanasia Party	P

Ballot paper name	Affiliation	Group
EDWARDS Tony	Ungrouped	
ELLIOTT Robert	Australian Conservatives (NSW)	M
EMRICH Eva	Advance	F
ESTEBAN Bianca	Keep Sydney Open	N
EVANS Rachel	SocialistAlliance	B
EYRE Temple	Animal Justice Party	E
FANG Wes	Liberal / The Nationals	K
FAROOQUI Sabrin	Labor / Country Labor	J
FARRELL Howard	Shooters, Fishers And Farmers	A
FERRER Hugo	Keep Sydney Open	N
FINCH Harrison	The Small Business Party	R
FINNO Robyn		S
FITZPATRICK Frank		G
FOGARTY Rhaad	The Small Business Party	R
FRANCIS Keith	Liberal Democrats	O
FRENCH Wendell	Keep Sydney Open	N
GAVRIEL Jason	Flux	I
GERANTONIS Paul		G
GEREIGE John	The Small Business Party	R
GLEESON Margaret	SocialistAlliance	B
GOLDIE Jenny	Sustainable Australia	C
GREEN Jill	Sustainable Australia	C
GREEN Katie	Keep Sydney Open	N
GREEN Michelle	Christian Democratic Party (Fred Nile Group)	Q
GREEN Paul	Christian Democratic Party (Fred Nile Group)	Q
GREENUP Shane	Flux	I
GRIGG Colin	Australian Conservatives (NSW)	M
GROSS Leon	Animal Justice Party	E
GRZIC Warren	Sustainable Australia	C
GUERRERA Adrian	Flux	I
GYORY Stephan	Keep Sydney Open	N
HACKETT Penelope	Voluntary Euthanasia Party	P

Ballot paper name	Affiliation	Group
HAMMOND Aaron		S
HANLEY Julie	Voluntary Euthanasia Party	P
HANNA Jesse	Flux	I
HAWKINS Ray	Shooters, Fishers And Farmers	A
HEATHWOOD James	Keep Sydney Open	N
HESSE Colin	The Greens	D
HIBBERT Sonia	Australian Conservatives (NSW)	M
HICKEY Tony	The Greens	D
HIGSON Shayne	Voluntary Euthanasia Party	P
HINMAN Pip	SocialistAlliance	B
HOSKING Karl	Animal Justice Party	E
HOWDEN John	Shooters, Fishers And Farmers	A
HOWS Andrew	Liberal Democrats	O
HUNTER John	Ungrouped	
HURST Emma	Animal Justice Party	E
HUTCHINSON Bryn	Ungrouped	
HUTTON Mark		L
IHLEIN Louise	The Greens	D
IRAWAN Ben	Australian Conservatives (NSW)	M
JACKSON Mick	Pauline Hanson's One Nation	T
JANSSON James		S
JARVIS Liam	Flux	I
JONES Adrian	The Greens	D
JONES Petra	Animal Justice Party	E
KADWELL Lesley	Christian Democratic Party (Fred Nile Group)	Q
KANAK Dominic	The Greens	D
KAYE Max	Flux	I
KAYES Janet	Pauline Hanson's One Nation	T
KEENAN Vanessa	Labor / Country Labor	J
KENNEDY Eve-Lyn		L
KERRISON Anthea	Sustainable Australia	C
KIAT Tom	The Greens	D

Ballot paper name	Affiliation	Group
KILPATRICK Kym	Voluntary Euthanasia Party	P
KIM Peter	Labor / Country Labor	J
KLAUZNER James	Liberal Democrats	O
KNOX Charles	Christian Democratic Party (Fred Nile Group)	Q
KOH Tyson	Keep Sydney Open	N
KOLIADIS Kyriakos		G
KREET Alexander	Sustainable Australia	C
KYRIACOU Ikaros		G
LANDWEHR Torsten	Sustainable Australia	C
LANGHAM Jo	Voluntary Euthanasia Party	P
LATHAM Mark	Pauline Hanson's One Nation	T
LEE Amy	Liberal / The Nationals	K
LEE Eric	Australian Conservatives (NSW)	M
LEONG Andrea		S
LESAGE Jason	Shooters, Fishers And Farmers	A
LEVETT Tori	Keep Sydney Open	N
LEWIS Antony		L
LEYONHJELM David	Liberal Democrats	O
LIM Danny	Ungrouped	
LOVE Dax	Liberal Democrats	O
LUI Wing In (Catherine)	Sustainable Australia	C
MACALLISTER Jane		L
MACLAREN-JONES Natasha	Liberal / The Nationals	K
MAGNUSSON Alan	Sustainable Australia	C
MAHER Eoin	Keep Sydney Open	N
MANICKAM Saritha		S
MARCHANT Joel	Advance	F
MAROSKE Michael		S
MARTIN Ann	Labor / Country Labor	J
MARTIN Taylor	Liberal / The Nationals	K
MATHESON Jesse	Keep Sydney Open	N
MATTHEWS Todd	The Small Business Party	R

Ballot paper name	Affiliation	Group
MAY Christopher	Flux	I
McALEAR Joel	SocialistAlliance	B
MCGRATH Bryan	Animal Justice Party	E
McGREGOR Nicole	SocialistAlliance	B
McILROY Jim	SocialistAlliance	B
McKENZIE Michele		L
McLEAN Lachlan	Australian Conservatives (NSW)	M
McNAMEE Daniel	Keep Sydney Open	N
MEAD Clinton	Liberal Democrats	O
MIDDLEBROOK Shaun	The Greens	D
MILLER Jess	Keep Sydney Open	N
MIRAN Michelle	Labor / Country Labor	J
MIRZA Benjamin	Christian Democratic Party (Fred Nile Group)	Q
MITCHELL Sarah	Liberal / The Nationals	K
MONAGHAN Anthony		H
MONAGHAN Sharni		H
MOOKHEY Daniel	Labor / Country Labor	J
MORELLI Bradd	Sustainable Australia	C
MORELLO Majella		S
MORIARTY Tara	Labor / Country Labor	J
MOSES Christopher	Animal Justice Party	E
MULLIGAN Raymond	Shooters, Fishers And Farmers	A
NEVILLE Codie	Liberal Democrats	O
NEWMAN David	Voluntary Euthanasia Party	P
NGUYEN Hoai	The Small Business Party	R
NICKISSON Brett	The Small Business Party	R
NICKOLS Robert	Liberal Democrats	O
NICOL Emily	Keep Sydney Open	N
NOONAN Alison	Sustainable Australia	C
NOUJAIM Alain	Shooters, Fishers And Farmers	A
OBERG James		S
O'DONNELL Michael	Advance	F

Ballot paper name	Affiliation	Group
OLLIVER Brian	Pauline Hanson's One Nation	T
OOSTERBEEK Kiah	Christian Democratic Party (Fred Nile Group)	Q
O'ROURKE Chris	Sustainable Australia	C
OSBORNE Chris		G
OSBORNE Mark		G
OTTLEY Damian	Pauline Hanson's One Nation	T
PAGE Nathan		S
PALMER Igor	Australian Conservatives (NSW)	M
PAMPLIN Jillian	The Small Business Party	R
PARMETER Louisa	Keep Sydney Open	N
PATRECH Christine		G
PAYNE Jessica	Flux	I
PFISTER Markus		S
PHELPS Peter	Liberal / The Nationals	K
PIEPER David	Voluntary Euthanasia Party	P
PIPER Tania	Christian Democratic Party (Fred Nile Group)	Q
PIRIE James	Liberal Democrats	O
POINTING Gregory	Animal Justice Party	E
POLLARD Angela	Animal Justice Party	E
PORTEOUS Rochelle	The Greens	D
POTOCNIK Sharon	Voluntary Euthanasia Party	P
POWELL Daniel		S
PREKETES Helen	The Small Business Party	R
PRIMROSE Peter	Labor / Country Labor	J
QUINCE David		L
REES Peter	Pauline Hanson's One Nation	T
REID Peter	Sustainable Australia	C
RIBEIRO Miguel	Australian Conservatives (NSW)	M
RICHARDS Peter	Shooters, Fishers And Farmers	A
RIOS Charles	Liberal Democrats	O
ROBERTS Cameron	Pauline Hanson's One Nation	T
ROBERTS Lynette	Pauline Hanson's One Nation	T

Ballot paper name	Affiliation	Group
ROBERTS Quentin	Pauline Hanson's One Nation	T
ROBERTS Rod	Pauline Hanson's One Nation	T
ROBERTSON Ellie	Ungrouped	
RODEN Duncan	SocialistAlliance	B
ROMANO Karen	Shooters, Fishers And Farmers	A
ROSS Jason	Pauline Hanson's One Nation	T
ROSS Vicki	The Greens	D
ROSS-HOPKINS Adam	Flux	I
ROWSTON Trina	Advance	F
RUNGE Peter	Liberal Democrats	O
RUSHTON Ben	Flux	I
RYAN-JONES Topia	SocialistAlliance	B
SAKER Adrian	Pauline Hanson's One Nation	T
SAKER Vicki	Pauline Hanson's One Nation	T
SAMRANI Samantha	Australian Conservatives (NSW)	M
SANCHEZ Paula	SocialistAlliance	B
SARDAR Cheryl	Australian Conservatives (NSW)	M
SAVILLE Lynne	The Greens	D
SCHILLING Kath	Voluntary Euthanasia Party	P
SCOTT Jane	The Greens	D
SEKFY Paul	Labor / Country Labor	J
SESSELMANN Thomas	Flux	I
SEWELL Sharon	Labor / Country Labor	J
SHARPE Penny	Labor / Country Labor	J
SHAW Bob	Shooters, Fishers And Farmers	A
SHAW Craig		L
SHEAHAN Charlie	Labor / Country Labor	J
SHOEBRIDGE David	The Greens	D
SIBRAA Julie	Labor / Country Labor	J
SIMS Allison	Keep Sydney Open	N
SINGLE Kirsty	Shooters, Fishers And Farmers	A
SINHA Pallavi	Liberal / The Nationals	K

Ballot paper name	Affiliation	Group
SITOU Sally	Labor / Country Labor	J
SLAVICH Eve		S
SMITH Benjamin	Shooters, Fishers And Farmers	A
SMITH Beth	Christian Democratic Party (Fred Nile Group)	Q
SMITH Jordan	Keep Sydney Open	N
SMITH Neil		G
SNELL John		G
SOLTANI Mansour	Flux	I
SPEARS Daniel	Shooters, Fishers And Farmers	A
SPENDER Duncan	Liberal Democrats	O
STACEY Warwick		G
STEEP Sandi	Voluntary Euthanasia Party	P
STEER Louise	The Greens	D
STEVIS Tony	The Small Business Party	R
SUMMERSON Timothy	Animal Justice Party	E
TAN Monica	The Greens	D
TAOUK SLEIMAN Lara	Christian Democratic Party (Fred Nile Group)	Q
THAI-HAYNES Wei	Keep Sydney Open	N
THOMAS Holli	Shooters, Fishers And Farmers	A
TSOLAKIS James	The Small Business Party	R
TUDEHOPE Damien	Liberal / The Nationals	K
TZEMOPOULOS John		G
UNDERWOOD Ian	Animal Justice Party	E
VAN JOUR Luke	Advance	F
VEITCH Philipa	The Greens	D
VINCENT Allan	Australian Conservatives (NSW)	M
VINCENT Sally-Anne	Australian Conservatives (NSW)	M
VITHOULKAS Angela	The Small Business Party	R
VITHOULKAS Constantine	The Small Business Party	R
VO Tri	Labor / Country Labor	J
WAIGHT Kerry	Sustainable Australia	C
WALKER Dawn	The Greens	D

Ballot paper name	Affiliation	Group
WALKER-CATCHPOLE Brian	Keep Sydney Open	N
WALSH Greg	Australian Conservatives (NSW)	M
WALTER David	Advance	F
WARD Charlotte	Animal Justice Party	E
WARD Natalie	Liberal / The Nationals	K
WARD Pamela	Labor / Country Labor	J
WATERS William	Animal Justice Party	E
WATTS John		L
WELLER Kim	Labor / Country Labor	J
WHALLEY Jason	Animal Justice Party	E
WHITE Matthew	Keep Sydney Open	N
WIDJAJA Hengki	Australian Conservatives (NSW)	M
WIGHAM Michael		S
WILDER Michael	Sustainable Australia	C
WILLS Pete		L
WILSON Melinda		L
WINNING Bill	Voluntary Euthanasia Party	P
WINSLOW Chris		L
WINTER Dean	Sustainable Australia	C
WOOD Jacqui	Shooters, Fishers And Farmers	A
WRIGHT Aaron	Christian Democratic Party (Fred Nile Group)	Q
WYNTER Coral	SocialistAlliance	B
WYNYARD Paula	The Small Business Party	R
YIANNOUKAS Stavros	Keep Sydney Open	N
YOUNG Graeme	Christian Democratic Party (Fred Nile Group)	Q
YUE Xiaowei	Sustainable Australia	C
ZAHRA Luke	Liberal Democrats	O
ZENG Raymond		S

Appendix K: Informality at 2011, 2015 and 2019 State elections (by NSW electoral district)

District	Informal % SGE 2011	Informal % SGE 2015	Informal % SGE 2019
NSW average	3.20	3.44	3.45
Albury	3.73	3.50	4.78
Auburn	5.00	5.52	6.03
Ballina	2.06	2.35	2.64
Balmain	2.46	2.08	1.56
Bankstown	6.40	6.10	6.15
Barwon	2.19	3.38	3.55
Bathurst	2.10	2.63	3.00
Baulkham Hills	2.75	2.74	2.52
Bega	3.12	2.91	2.82
Blacktown	4.49	4.66	3.98
Blue Mountains	2.46	2.51	2.48
Burrinjuck	2.24	N/A	N/A
Cabramatta	3.95	4.49	4.25
Camden	3.59	3.60	3.86
Campbelltown	4.39	4.25	5.03
Canterbury	4.08	4.79	4.41
Castle Hill	2.90	2.65	2.51
Cessnock	4.66	4.40	5.04
Charlestown	3.49	3.93	3.53
Clarence	2.06	3.12	3.25
Coffs Harbour	2.47	3.22	3.75
Coogee	2.36	2.35	1.87
Cootamundra	N/A	2.69	2.70
Cronulla	2.78	2.99	2.52
Davidson	2.05	2.22	2.03
Drummoyne	2.54	2.50	2.27
Dubbo	1.94	3.28	3.77
East Hills	3.96	4.28	4.59

District	Informal % SGE 2011	Informal % SGE 2015	Informal % SGE 2019
Epping	2.50	2.46	2.27
Fairfield	6.52	5.43	5.81
Gosford	3.36	3.16	3.55
Goulburn	3.22	2.74	3.07
Granville	4.39	4.69	4.65
Hawkesbury	2.66	4.22	3.87
Heathcote	3.12	3.13	2.70
Heffron	3.27	3.25	2.52
Holsworthy	N/A	4.92	4.47
Hornsby	2.54	2.28	2.47
Keira	3.15	2.88	2.93
Kiama	2.28	2.82	3.17
Kogarah	3.99	4.57	4.44
Ku-Ring-Gai	1.72	2.39	2.21
Lake Macquarie	3.00	3.24	3.52
Lakemba	5.16	5.54	6.13
Lane Cove	2.64	2.64	2.08
Lismore	2.02	2.22	3.04
Liverpool	6.14	5.36	5.43
Londonderry	3.95	5.37	4.96
Macquarie Fields	4.95	4.25	4.62
Maitland	3.10	3.42	3.89
Manly	2.31	2.13	2.15
Maroubra	2.92	2.87	2.75
Marrickville	2.93	N/A	N/A
Menai	3.17	N/A	N/A
Miranda	2.70	3.33	2.65
Monaro	2.36	2.61	2.58
Mount Druitt	5.39	5.29	4.88
Mulgoa	4.06	4.23	4.13
Murray	2.67	3.74	3.85

District	Informal % SGE 2011	Informal % SGE 2015	Informal % SGE 2019
Murrumbidgee	2.44	2.97	N/A
Myall Lakes	2.61	3.68	3.30
Newcastle	2.80	2.53	3.27
Newtown	N/A	N/A	2.12
North Shore	1.96	1.96	1.48
Northern Tablelands	1.16	2.19	1.97
Oatley	3.21	3.25	2.99
Orange	2.53	2.87	3.48
Oxley	2.31	3.30	3.50
Parramatta	3.77	3.68	3.22
Penrith	3.59	4.02	3.59
Pittwater	2.29	2.43	2.67
Port Macquarie	1.92	2.81	3.60
Port Stephens	2.92	3.31	3.48
Prospect	N/A	4.82	4.57
Riverstone	3.96	3.19	2.92
Rockdale	3.83	4.40	4.62
Ryde	2.77	3.04	2.71
Seven Hills	N/A	3.87	3.24
Shellharbour	4.70	4.43	4.83
Smithfield	5.44	N/A	N/A
South Coast	2.97	3.09	3.94
Strathfield	2.68	3.17	3.02
Summer Hill		3.34	2.89
Swansea	3.12	3.70	4.33
Sydney	2.18	2.39	1.83
Tamworth	1.50	2.30	2.20
Terrigal	2.71	3.22	3.24
The Entrance	3.50	3.71	4.24
Toongabbie	3.62	N/A	N/A
Tweed	3.30	3.43	3.99

District	Informal % SGE 2011	Informal % SGE 2015	Informal % SGE 2019
Upper Hunter	2.76	3.09	3.39
Vaucluse	2.55	2.44	1.83
Wagga Wagga	2.21	3.21	3.20
Wakehurst	3.12	3.45	3.06
Wallsend	3.58	3.93	3.48
Willoughby	2.45	2.45	1.91
Wollondilly	4.59	3.76	3.65
Wollongong	3.74	4.10	4.46
Wyong	3.95	4.32	5.23

Source: NSW Electoral Commission.

Appendix L: Legislative Council Count Centre processes

Stage 1: Receipt of ballot papers by the logistics team

The logistics team at the LCCC managed the receipt of ballot papers from the Centralised Postal Vote Count Centre and 93 district election managers across New South Wales.

The logistics team responsibilities were as follows:

- receiving, unloading and loading of all inbound/outbound trucks/vans
- sorting of all inbound ballot paper cartons onto pallets/trolleys
- use of BallotTrack to scan and track ballot paper cartons
- retrieving completed items from Gatekeeper 2 (single above the line, unused ballot papers and empty cartons) for storage in designated area
- retrieving completed ballot paper cartons containing ballot papers from Gatekeeper 3 (data entered ballot papers) for storage in designated area
- movement of metal, plastic or wooden pallets within the premises and outer boundaries.

Stage 2: Gatekeeper

The role of the gatekeepers was to receipt the ballot paper cartons from the logistics team, manage and control the flow of ballot papers and ballot paper cartons as they move through the counting process at the LCCC, before returning them to the logistics team for final storage.

There are three key gatekeeper roles.

Gatekeeper 1

- Receives ballot paper cartons by district, venue name/declaration vote type, venue type/progressive count, and quantity from the logistics team.
- Manages the allocation of ballot paper cartons, check count result sheets, and data entry trays for each district, venue name/ declaration vote type, and venue type/progressive count out to batching teams.

Gatekeeper 2

Following the batching process by the batching team, Gatekeeper 2 reconciles the batching and carton(s) as follows:

- The single above the line (SATL/bulk entry) /unused ballot paper cartons by district, venue name/ declaration vote type, venue type/ progressive count and quantity – these will be moved to the logistics storage area.
- The data entry ballot paper tray(s) - these are moved to the data entry allocation area.

Gatekeeper 3

- Receives the data entered and reconciled batches of ballot papers by district, venue name/declaration vote type, venue type/progressive count and quantity of data entry tray(s). Packs the batches in fresh ballot paper carton(s), label accordingly, seal, and moves to the logistics storage area.

Stage 3: Check count and batching of ballot papers

The check count and batching process is essential to check, identify and separate the ballot papers that need to be data entered into the proportional representation computer count system from the ballot papers that do not require data entry.

Stage 4: Data entry of ballot papers

The proportional representation computer count system is the program into which the Legislative Council ballot papers are data entered, checked for formality and counted.

Prior to this data entry process, for each voting centre / declaration type and progressive count, legislative council ballot papers allocated for data entry have been batched into bundles of 20, (and usually an odd bundle containing less than 20). These batches are identified by a batch header sheet attached to each bundle.

Each ballot paper in a batch undergoes two rounds of data entry, referred to as round 1 (R1) and round 2 (R2). Where round 1 and round 2 data entry do not match (that is, do not reconcile), the system prompts the round 2 data entry operator to reconcile the batch by examining each unreconciled ballot paper in that batch and re-entering the correct preference(s).

Stage 5: Conduct of the distribution of preferences

The distribution of preferences is the final stage of the count. The distribution of preferences is conducted within the NSW Electoral Commission's computer count system to determine the elected candidate(s).

The distribution of preferences was conducted by the Electoral Commissioner on Monday, 15 April 2019.

Appendix M: 2019 NSW State election research methodology

Program of research undertaken

An iterative program of research was undertaken comprising:

- early voter (in-person) survey
- core elector survey
- iVote survey via telephone interviewing
- iVote survey via online interviewing
- Arabic focus group discussions
- candidate survey.

Early voting survey

The early voting survey was conducted among the early voters the 2019 NSW State election. The survey was conducted face-to-face and in English via computer-assistance personal interviewing (CAPI).

Fieldwork was conducted between 14 March and 20 March 2019 at the four early voting centres of Sydney City, Fairfield, Wollongong and Bathurst, with two days of interviewing per location.

Early voters were approached as they left the voting centre having cast their vote. The voters were randomly selected for interview; therefore, there was no quotas in place for the sample.

All participants recruited on the basis that they: were resident of NSW, were eligible to vote in the 2019 NSW State election and had cast their vote that day at the early voting centre.

A total sample of n=364 was achieved. Below is the sample achieved in each location:

Interviewing location	Sample achieved
Fairfield	n = 78
Bathurst	n = 100
Wollongong	n = 73
Sydney City	n = 113

Core elector survey

- The core elector survey was conducted amongst a random sample of NSW residents eligible to vote in the 2019 NSW State election. Note that those voters found to have used iVote were removed from sample frame and these participants surveyed as part of the iVote surveys.

The survey was conducted via computer-assisted telephone interviewing (CATI).

Sample used comprised both landline and mobile sample generated from a mix of publicly available databases and random digit dialling.

To ensure a representative sample of NSW residents aged 18 years and over was achieved census-based quotas were applied on the basis of age, gender and location.

A total sample of n=1,200 interviews were achieved, as per the below breakdown:

	Total	Gender		Region	
		Male	Female	Metro	Non-Metro
Gender					
Male	49%	100%	0%	51%	46%
Female	51%	0%	100%	49%	54%
Age					
18 to 24	13%	13%	13%	13%	13%
25 to 34	18%	18%	18%	20%	15%
35 to 54	34%	35%	33%	35%	32%
55 to 74	23%	24%	23%	21%	27%
75 and over	11%	10%	13%	10%	13%
<i>Base: n=</i>	1200	548	652	770	430

Weighting of age, gender and location was applied to achieve sample to further ensure representation of these groups within the sample was aligned to NSW population statistics.

Fieldwork was conducted between 25 March and 8 April 2019.

iVote surveys

The iVote survey comprised:

- a computer-assisted telephone interviewing (CATI) survey
- an online survey.

The survey was conducted with sample provided by NSW Electoral Commission.

A total sample of n=4,088 interviews were achieved, with n=1,000 interviews achieved via the phone survey and n=3,088 interviews achieved via the online survey.

The overall sample profile achieved is shown below.

	Total	Gender		Region	
		Male	Female	Metro	Non-Metro
Gender					
Male	53%	100%	0%	54%	51%
Female	46%	0%	100%	45%	49%
Age					
18 to 24	14%	12%	18%	13%	17%
25 to 34	15%	14%	16%	18%	9%
35 to 54	26%	26%	26%	29%	20%
55 to 74	39%	43%	36%	35%	49%
75 and over	5%	6%	5%	5%	6%
Base: n=	4,088	2,178	1,882	2,703	1,385

The iVote CATI survey was conducted between 9 April and 27 April 2019.

The iVote internet survey was conducted between 12 April and 15 April 2019.

Group discussions with Arabic speaking voters

Qualitative consultation with Arabic speaking voters was conducted via focus group discussions.

There were two focus groups conducted, segregated on the basis of gender.

- Group 1 included males: Seven attendees, mix of Iraqi and Lebanese backgrounds.
- Group 2 included females: Eight attendees, mix of Egyptian, Syrian, Jordanian, Iraqi and Lebanese backgrounds.

All participants in the group discussions:

- were resident of NSW
- were eligible to vote in the 2019 NSW State election
- spoke Arabic as their first language.

Moderation was undertaken by Cultural Partners (with moderators being fluent in Arabic).

A discussion guide developed in consultation with NSW Electoral Commission was used to facilitate group conduct. To prompt discussion, participants were shown a range of resources that are available via the NSW Electoral Commission website.

Both groups were held in week commencing 8 April and were approximately 90 minutes in duration.

The groups were held at a community centre located in Western Sydney.

Candidate survey

The candidate survey was conducted online among the random sample of candidates and third-party campaigners.

Sample was provided by the NSW Electoral Commission.

A total of n=104 interviews were achieved as per the below sample frame:

Sample classification	Sample achieved
Candidate	n = 99
Legislative Council	n = 41
Legislative Assembly	n = 58
Third-party campaigner	n = 5

Appendix N: Eligibility criteria of each voting stream

In person election day voting

Voting in person remains the most popular way to vote in New South Wales. It is usually quick and easy to vote in person at a voting centre, with election staff and officials available if help is needed. This voting stream is open to all voters.

In addition to voting on the day of the election, eligible electors are able to vote via:

- in person early voting
- postal voting
- iVote
- declared facility voting
- absentee voting.

In person early voting

Voting before election day at an early voting centre for a State election may be an option for electors if they:

- will be outside New South Wales on election day
- will be more than 8km from a voting centre in the elector's electorate on election day
- will be travelling and unable to attend a voting centre on election day
- are seriously ill or infirm, and due to such illness or infirmity will be unable to attend a voting centre
- are approaching maternity
- have religious membership or beliefs that prevent the elector from attending a voting centre on election day
- are in a correctional centre and prevented from attending a voting centre on election day
- are caring for a person outside of a hospital setting, which prevents the elector from attending a voting centre on election day
- will be working on election day
- are a silent elector
- are a person with a disability
- believe that attending a voting centre on election day will place the elector's personal safety or the safety of their family at risk.

Postal voting

If circumstances make it difficult for electors to vote at a voting centre (either early voting or on the day), they may be eligible to apply for a postal vote, if they:

- will be outside NSW on election day
- will be more than 8km from a voting centre on election day (state government elections only)
- will be travelling and unable to attend a voting centre on election day
- have serious illness or condition that prevents the elector from attending a voting centre on election day
- are approaching maternity
- have religious membership or beliefs that prevent the elector from attending a voting centre on election day

- are in a correctional centre and prevented from attending a voting centre on election day
- are caring for a person outside of a hospital setting, which prevents the elector from attending a voting centre on election day
- will be working on election day
- are a silent elector
- are a person with a disability
- believe that attending a voting centre on election day will place the elector's personal safety or the safety of their family at risk.

iVote online and telephone voting

People may be eligible to vote using iVote if they:

- are blind or have low vision
- are unable to vote without assistance or have difficulty voting at a voting centre because the elector has a disability or has difficulty reading
- are a silent elector
- live more than 20km from a voting centre
- will be interstate or overseas during election day.

Declared facilities

Some nursing homes, convalescent homes, hospitals and aged care facilities are appointed by the NSW Electoral Commissioner as declared facilities. Election officials visit these facilities during the five days before an election day to allow residents to vote in person on site. Voting at declared facilities is restricted to the residents of that facility.

Appendix O: NSW population versus enrolment growth, State elections 1995 to 2019

Year	Population	Enrolment	Population Growth	Enrolment growth
1999	6,397,200	4,115,059	4.91%	7.24%
2003	6,691,800	4,272,104	4.61%	3.82%
2007	6,875,700	4,374,029	2.75%	2.39%
2011	7,287,600	4,635,810	5.99%	5.98%
2015	7,565,500*	5,040,662	3.81%	8.73%
2019	8,046,100*	5,271,775	4.59%	4.58%

Source: Australian Bureau of Statistics. *2015 and 2019 figure as at December 2014 and 2018, all others as at June of that year.

Appendix P: Languages spoken by election staff

Language	No.	Language	No.	Language	No.
Afrikaans	39	Hindi	507	Russian	53
Akan	1	Hokkien Chinese	2	Sama	1
Albanian	3	Hungarian	24	Samoaan	13
Aleut	1	Indigenous languages	3	Serbian	29
Amharic	1	Indonesian	109	Shona	4
Arabic	397	Italian	294	Sicanian	2
Armenian	8	Japanese	42	Sindhi	1
Assyrian	21	Kannada	2	Sinhala	34
Australian sign language	16	Khmer	30	Slovak	10
Bengali	133	Ko	1	Slovenian	1
Bookan	1	Kono (Sierra Leone)	1	Spanish	189
Bosnian	10	Korean	44	Swahili	7
Burmese	4	Krio	2	Swedish	7
Cantonese	570	Lao	8	Tai Thanh	1
Chinese Pidgin English	1	Latin	1	Tamil	162
Croatian	53	Latvian	4	Telugu	12
Czech	9	Macedonian	56	Teochew Chinese	23
Danish	9	Malay	8	Tetum	4
Dari	404	Malayalam	10	Thai	19
Dinka	1	Maltese	41	Tibetan	1
Dutch	27	Mandar	1	Tok Pisin	3
Estonian	1	Maori	1	Tongan	6
Fiji Hindi	1	Moose Cree	1	Turkish	40
Fijian	5	Nefamese	5	Twi	3
Filipino	240	Nepali	7	Ukrainian	8
Finnish	1	Norwegian	4	Urdu	29
French	229	Persian	62	Vietnamese	261
German	144	Polish	55	Wiradhuri	1
Greek	233	Portuguese	19	Wu Chinese	2
Gujarati	7	Punjabi	49	Yoruba	3
Hakka Chinese	1	Romanian	5		
Hebrew	8	Romany	1		

Appendix Q: NSW State register of third-party campaigners

Third Party Campaigner

AEU NSW Teachers Federation Branch

Airbnb Australia Pty Ltd

ASU NSW & ACT (Services) Branch

Australian Christian Alliance

Australian Christian Lobby

Australian Festivals Association Inc.

Australian Hotels Association NSW

Australian Nursing and Midwifery Federation NSW Branch

Australian Salaried Medical Officers' Federation NSW

Automotive Food Metals Engineering Printing & Kindred Industries Union

Better Planning Network

CEPU NSW Postal and Telecommunications Branch

CEPU of Australia Plumbing Division NSW

CFMEU Northern Mining & NSW Energy District

Commercial and Economic Planning Association INC

Communications Electrical Electronic Energy Information Postal and Allied Services Union of Australia Electrical Division NSW Branch

Community and Public Sector Union PSU Group

Electrical Trades Union of Australia NSW Branch

Finance Sector Union of Australia

Fire Brigade Employees' Union

Greenpeace Australia Pacific Limited

Health Services Union NSW

Invasive Species Council Inc.

It's Time Australia

Liquor & Hospitality Division United Voice NSW

Local Government and Shires Association of NSW

Maritime Union of Australia

Matthew John Langler

Music NSW Incorporated

National Roads and Motorists' Association Limited

Nature Conservation Council of NSW

Third Party Campaigner

New South Wales Local Government Clerical Administrative Energy Airlines & Utilities Union

Night Time Industries Association (NTIA)

No CSG in Barwon - Put the Nats Last Pty Ltd (Anyone but Nats)

North East Forest Alliance

NSW Business Chamber Limited

NSW Disability Advocacy Alliance

NSW Minerals Council Limited

NSW Nurses and Midwives' Association

Powerhouse Museum Alliance

Professionals Australia NSW Branch

Project 28 PTY LTD

Public Service Association of New South Wales

Real Estate Institute NSW (REINSW)

Relocate Tweed Valley Hospital Assn.

RTBU Rail Tram & Bus Union (NSW Branch)

Save Mona Vale Hospital Community Action Group inc.

Save Tumbarumba Shire Inc.

Serious Business Group Pty Ltd

Shooters Union New South Wales Inc.

Shop Distributive & Allied Employees Association

Shop Assistants & Warehouse Employees' Federation of Australia Newcastle & Northern New South Wales

Stop The Tunnels

Taxi Owners Small Business Association Inc.

The Australian Workers' Union NSW Branch

The Balnaves Foundation

The Registered Clubs Association of New South Wales (T/A ClubsNSW)

Unanderra Access Group

Unions NSW

United Voice - NSW Branch

Urban Development Institute of Australia - NSW

Viable Transport Solutions Incorporated

Volunteer Firefighters Association Inc

World Wide Fund for Nature Australia

Glossary

Term	Definition
Above the line	When there are groups and group voting squares on the Legislative Council ballot paper, there will be a thick black line dividing the ballot paper. Group voting squares appear above the line (ATL).
Absent vote	A vote made by an elector who is outside their enrolled electoral district.
Applicable cap on electoral expenditure	Electoral expenditure incurred by parties, groups, candidates and third-party campaigners is capped during the capped expenditure period of a state general election. There are different caps applicable to parties, groups, candidates and third-party campaigners.
Applicable cap on political donations	Political donations made to registered political parties, unregistered parties, elected members, groups, candidates, associated entities and third-party campaigners are subject to caps. There are different caps applicable to registered political parties, unregistered parties, elected members, groups, candidates, associated entities and third-party campaigners.
Associated entity	A corporation or other entity that operates solely for the benefit of a party that is registered for State elections or a member of the NSW Parliament.
Australian Electoral Commission	The Australian Electoral Commission (AEC) conducts federal elections and assists the NSW Electoral Commission to maintain the electoral roll in NSW.
Authorised roll	<p>A roll of electors eligible to vote at the election. This roll is produced after the issue of the writ for an election, for use at voting centres. It must contain the surname, given name or names, date of birth, gender and address of each elector.</p> <p>Address details for silent electors, eligible overseas electors and itinerant electors are omitted from authorised rolls.</p>
Ballot paper draw	The process of determining which order the candidates (and groups if applicable) will appear on the ballot paper. The draw is conducted by the election manager for the Legislative Assembly and the Electoral Commissioner for the Legislative Council.
Below the line	When there are groups and group voting squares on the Legislative Council ballot paper, there will be a thick black line dividing the ballot paper. Candidates appear below the line (BTL).
Candidate	<p>A person who is nominated in accordance with the <i>Electoral Act 2017</i> for election to political office and whose nomination has been accepted by the Electoral Commissioner. Only duly nominated candidates have their names included on a ballot paper.</p> <p>Under the <i>Electoral Funding Act 2018</i>, a candidate includes a person registered as a candidate under the <i>Electoral Funding Act 2018</i> for the purpose of accepting political donations and electoral expenditure.</p> <p>A candidate under the <i>Electoral Funding Act 2018</i> also includes an unregistered candidate who has accepted a political donation or made a payment for electoral expenditure for the election.</p>

Term	Definition
Capped expenditure period	The period in which the electoral expenditure of parties, groups, candidates and third-party campaigners is capped. For the 2019 NSW State election, the period commenced 1 October 2018 and ends on the period in which the electoral expenditure of parties, candidates and other election participants is capped. The period commenced 1 October 2018 and ends on election day.
Centralised Declaration Vote Count Centre (CDVCC)	The place where all declaration vote envelopes cast at early voting centres, declared facilities and voting centres will be sent for scrutiny, initial count and data entry.
Centralised Postal Vote Count Centre (CPVCC)	The place which is responsible for processing all postal vote applications and posting ballot papers to electors. Completed postal votes are returned to the CPVCC for scrutiny and initial count.
Close of roll	The date when the rolls for an election are closed to allow for printing of authorised rolls. This is the day of the issue of the writs for an election.
Culturally and linguistically diverse (CALD) district	A NSW electoral district is identified as being culturally and linguistically diverse if it has a significant population of electors who speak a language other than English at home.
Declaration of the vote	An official declaration made by the Electoral Commissioner that sets out the result of the election held.
Declaration vote	A vote cast by an elector when the ballot papers are enclosed in an envelope containing a printed declaration signed by the elector. This term includes: postal votes, absent votes, enrolment votes and other special vote categories.
Declared facility	A hospital, nursing home, retirement village or similar facility that is declared by the Electoral Commissioner as a 'declared facility' which is to be provided with a mobile voting centre. A declared facility is taken to be an early voting centre while voting occurs at the facility.
Declared facility ordinary vote	Type of vote issued to a declared facility elector who is voting in a declared facility that is located within the elector's enrolled electoral district.
Deputy voting centre manager	Undertakes key election operational activities under the guidance of the voting centre manager. Formerly known as deputy polling place manager.
Discarded ballot papers	A ballot paper that is found discarded in a voting centre is retained and recorded by the early voting centre manager or voting centre manager. Discarded ballot papers are not admitted to the count.
Disclosure	The disclosure of political donations and electoral expenditure by a party, elected member, candidate, group, third-party campaigner, associated entity or major political donor to the NSW Electoral Commission.
Distribution of preferences (Legislative Assembly)	The process of determining the successful candidate in a district, by distributing ballot papers of an excluded candidate according to the preferences on each ballot paper.
Distribution of preferences (Legislative Council)	The process of determining the successful candidates in an election, by distributing ballot papers of elected or excluded candidates according to the preferences on each ballot paper.

Term	Definition
Donor	A person or entity who makes a political donation to a party, elected member, candidate, group or other person or entity (including a third-party campaigner or associated entity). See also: Major political donor and prohibited donor.
Early voting	Electors who will not be able to vote on election day, for certain specified reasons, can vote before election day at the office of an election manager or an early voting centre.
Early ordinary vote	Type of vote issued, at an early voting centre, to an elector voting within their enrolled electoral district or at a venue established to issue ordinary votes for that district ie no declaration envelope required.
Early voting centre	A voting centre that has been designated for early voting. Days and hours of operation of an early voting centre are determined by the Electoral Commissioner.
Early voting centre manager	Appointed to undertake key election tasks including set up of an early voting centre, staff induction and completion of election forms. Formerly known as senior office assistant – pre-poll.
Election campaigns fund	The fund used by the NSW Electoral Commission to reimburse eligible parties and candidates for electoral expenditure incurred in connection with the election.
Election day	23 March 2019.
Election management application	Developed by the NSW Electoral Commission to conduct administrative tasks including staffing, nominations, processing declaration votes and election results.
Election manager	Appointed as an election manager under section 81(3) of the <i>Electoral Act 2017</i> to conduct an election for one or more Legislative Assembly districts. Duties include staffing the election manager’s office, conducting the ballot paper draw and liaising with political parties, candidates and the public. Formerly known as returning officer.
Election manager support officer	Election manager support officers provide frontline support to election managers. They monitor, guide and support election managers in the preparation and conduct of an election. Formerly known as returning officer support officer.
Election manager’s office	The office of the election manager located in a State district.
Election official	Appointed by the Electoral Commissioner under section 81(1) of the <i>Electoral Act 2017</i> to officiate at a place where electors vote and where counting takes place. Election officials include election managers, voting centre managers and may include other voting centre staff and assistants.
Elector	A person entitled to vote at an election.
<i>Electoral Act 2017</i>	The <i>Electoral Act 2017</i> sets out how elections to the NSW Parliament are conducted.
<i>Electoral Funding Act 2018</i>	The <i>Electoral Funding Act 2018</i> sets out the rules for political donations and electoral expenditure, and for public funding of elections and registered political parties in NSW.

Term	Definition
Electoral Commissioner	Appointed by the Governor under section 11 of the <i>Electoral Act 2017</i> . The Commissioner is responsible for the conduct of elections under the <i>Electoral Act 2017</i> including the enrolment of electors, the maintenance of the Electoral Information Register and the preparation of the authorised rolls for use in elections. The Commissioner is also an <i>ex officio</i> member of the NSW Electoral Commission.
Electoral district	For the Legislative Assembly, one of 93 geographical areas containing approximately equal numbers of electors. For the Legislative Council, the district is the whole State of New South Wales.
Electoral expenditure	Expenditure for or in connection with promoting or opposing, directly or indirectly, a party or the election of a candidate or candidates or for the purpose of influencing, directly or indirectly, the voting at an election.
Electoral material	Anything, including 'how-to-vote' card, advertisement or anything else containing electoral matter, whether in a tangible or an electronic form.
Electoral matter	Anything that is intended, calculated or likely to affect an election or elector including the name or a party or candidate, or the picture of a candidate or drawing of the candidate's likeness.
Electoral offence	An offence under the <i>Electoral Act 2017</i> .
Electoral funding offence	An offence under the <i>Electoral Funding Act 2018</i> .
Enrolment/name not on roll declaration vote	An eligible person whose name does not appear on the roll for a district but claims to be entitled to appear on that roll, or wishes to transfer their enrolment to a district, is permitted to vote if the person makes a written declaration at an early voting centre or voting centre. Certain identification must be provided for some categories of enrolment/name not of roll declaration votes.
Exhausted ballot paper	In a distribution of preferences, a ballot paper that has no further formal preferences for continuing candidates.
Formal ballot paper	A ballot paper included in the count to determine the election.
Group	Candidates that have been duly nominated for the Legislative Council election can form into groups on the ballot paper. The order of candidates within each group is determined by those candidates.
Group voting square	A group with at least 15 members may request a group voting square on the Legislative Council ballot paper for above the line voting.
How-to-vote card	A card, handbill, pamphlet or notice containing directions on how to vote for a particular candidate, party or group. How-to-vote cards are often handed out by party (or candidate) workers outside voting centres.
Independent	A candidate or Member of Parliament who is not seeking election as a member of a political party.
Informal ballot paper	A ballot paper that has not been completed according to the directions for voting on the ballot paper.

Term	Definition
iVote®	A system for eligible electors to cast a technology assisted vote, i.e. iVote, where an elector votes by means of an electronic device. iVote® is a registered trademark of the NSW Electoral Commission.
Legislative Assembly	The lower house of Parliament in NSW. It has 93 members each representing an electoral district. All 93 members are elected at a general election, every four years.
Legislative Council	The upper house of the Parliament of New South Wales consisting of 42 members elected for an eight year term, half of whom (ie, 21) are elected at each general election every four years.
Legislative Council Count Centre (LCCC)	Where the official count (ie: data entry) of Legislative Council ballot papers will be conducted.
Major political donor	A person or entity (other than a party, elected member, group or candidate) who makes a reportable political donation of or exceeding \$1,000. See also: donor and prohibited donor.
Multi-district voting centre	A voting centre located on or near the boundary between two or more electoral districts where ordinary votes are issued for those districts.
Name already marked as voted (NAMAV)	If, at an early voting centre or voting centre, an elector is recorded as having voted, and claims not to have received a ballot paper, the elector is permitted to vote if the elector makes a written declaration. The electors ballot papers are placed inside the declaration vote envelope for further scrutiny.
Nomination	The process by which a person lodges a nomination paper to become a candidate for election. See also: registration.
NSW Electoral Commission	The independent statutory authority constituted under the <i>Electoral Act 2017</i> consisting of three members, including the Electoral Commissioner, which regulates and enforces electoral laws, including the political donation and electoral expenditure disclosure and public funding schemes under the <i>Electoral Funding Act 2018</i> . NSW Electoral Commission also refers to the staff agency, headed by the Electoral Commissioner, that assists the Electoral Commission and Electoral Commissioner to exercise their functions.
Office assistant	Reports to senior office assistant. Performs duties such as booking of election venues, packing and checking of election materials and escalation of issues to the senior office assistant.
Official agent	A person who is responsible for the management and disclosure of the political donations and electoral expenditure of a third-party campaigner or associated entity.
Official count	A second count of all ballot papers from all voting centres and all declaration votes conducted in the week(s) after election day. This official count involves ballot papers being data entered into a computer counting system and determines the elected candidate(s).
Optional preferential	The method of voting and counting the votes for a Legislative Assembly election.
Ordinary vote	An in-person vote cast (ie not a declaration vote) in an early voting centre or voting centre on election day.

Term	Definition
Party	A body or organisation, incorporated or unincorporated, having one of its objects or activities the promotion of the election to the NSW Parliament or a local Council of a candidate or candidates endorsed by it. A party includes a registered political party and an unregistered political party.
Party agent	A person who is responsible for the disclosure of political donations and electoral expenditure of a party. In some cases, a party agent may also be responsible for the management and disclosure of elected members, groups and candidates who are members of the party. A party includes a registered political party and an unregistered political party.
Party/candidate worker	A person who assists candidates eg by handing out how-to- vote cards. Unlike scrutineers, a party worker has no official status under the <i>Electoral Act 2017</i> .
Political donation	A gift made to or for the benefit of a party, elected member, group, candidate or other person or entity (including a third- party campaigner or associated entity).
Postal vote	Eligible electors who are unable to attend a voting centre during voting hours on election day may apply to vote by post.
Preferences	The numbers written by an elector in the squares next to a candidate's name on a ballot paper, or in a group voting square on the Legislative Council ballot paper.
Proportional representation	The method of counting the votes for the Legislative Council election.
Recount	A recount of ballot papers in an election at the request of a candidate or as directed by the Electoral Commissioner.
Registered early voter (postal)	An eligible elector who has applied with the Australian Electoral Commission to receive ballot papers by post for all local, State and Commonwealth elections.
Registered electoral material	Electoral material, including how-to-vote cards, registered by the Electoral Commissioner for distribution on election day.
Registered political party (RPP)	A political party registered under the <i>Electoral Act 2017</i> for the purpose of contesting State elections.
Registration	In relation to a candidate, group of candidates or third-party campaigner for the election, means being registered under the <i>Electoral Funding Act 2018</i> for the purposes of accepting political donations and making payments for electoral expenditure. See also: nomination.
Regulated election period	The period from the issue of the writs up to 6pm on election day during which time electoral material must meet the requirements of the <i>Electoral Act 2017</i> .
Returning officer	The Electoral Commissioner is the returning officer for all 93 Legislative Assembly districts and the Legislative Council.
Scrutiny	The check of declaration envelopes to ensure compliance before the ballot papers contained within the envelope is admitted to the count. Also the process of checking ballot papers for formality.

Term	Definition
Scrutineer	A person appointed in writing by a candidate or registered political party to represent their interests by observing the voting and counting processes.
Scrutiny of declaration vote envelopes	The examination of declaration envelopes to determine that the elector is eligible to vote at the election and that the declaration was correctly signed. Ballot papers within accepted declaration vote envelopes will be admitted to the count of votes for the election.
Senior office assistant	Senior office assistants manage key tasks during the election period including staffing and venues management, the secure receipt and return of election material and counting and results.
Spoilt ballot paper	If an elector makes an error on completing their ballot paper they may return it to an election official and receive a new ballot paper. The election official will cancel the original ballot paper and retain it.
Third-party campaigner	A third-party campaigner is a person or entity (other than an associated entity, party, elected member, group or candidate) who incurs more than \$2,000 in electoral expenditure for a State election during the capped expenditure period for the election.
Two candidates preferred count (TCP)	Provides an indication of the likely election outcome in a Legislative Assembly district by notionally distributing preferences from the lowest polling candidates to the two selected 'preferred' candidates. A two candidates preferred count is not the official distribution of preferences.
Voting centre	A place appointed by the Electoral Commissioner for the purpose of taking the poll at an election (and includes an early voting centre). Formerly known as a polling place.
Voting centre manager	The election official responsible for managing an early voting centre, or a voting centre on election day. Formerly known as polling place manager.
Writ	The document by which the Governor of New South Wales directs the Electoral Commissioner to conduct an election.

Part two

Electoral district boundaries



Electoral district boundaries

New South Wales is divided into 93 State electoral districts. An electoral district is a geographically defined area. Each district elects one representative to the Legislative Assembly.

The electoral districts used at the 2019 NSW State election came into effect following the redistribution of electoral districts conducted in 2013.

More information on each electoral district can be found at:
elections.nsw.gov.au/Elections/How-voting-works/District-profiles

Contents

Albury.....	176	Keira.....	250	Shellharbour.....	324
Auburn.....	178	Kiama.....	252	South Coast.....	326
Ballina.....	180	Kogarah.....	254	Strathfield.....	328
Balmain.....	182	Ku-ring-gai.....	256	Summer Hill.....	330
Bankstown.....	184	Lake Macquarie.....	258	Swansea.....	332
Barwon.....	186	Lakemba.....	260	Sydney.....	334
Bathurst.....	188	Lane Cove.....	262	Tamworth.....	336
Baulkham Hills.....	190	Lismore.....	264	Terrigal.....	338
Bega.....	192	Liverpool.....	266	The Entrance.....	340
Blacktown.....	194	Londonderry.....	268	Tweed.....	342
Blue Mountains.....	196	Macquarie Fields.....	270	Upper Hunter.....	344
Cabramatta.....	198	Maitland.....	272	Vaucluse.....	346
Camden.....	200	Manly.....	274	Wagga Wagga.....	348
Campbelltown.....	202	Maroubra.....	276	Wakehurst.....	350
Canterbury.....	204	Miranda.....	278	Wallsend.....	352
Castle Hill.....	206	Monaro.....	280	Willoughby.....	354
Cessnock.....	208	Mount Druitt.....	282	Wollondilly.....	356
Charlestown.....	210	Mulgoa.....	284	Wollongong.....	358
Clarence.....	212	Murray.....	286	Wyong.....	360
Coffs Harbour.....	214	Myall Lakes.....	288		
Coogee.....	216	Newcastle.....	290		
Cootamundra.....	218	Newtown.....	292		
Cronulla.....	220	North Shore.....	294		
Davidson.....	222	Northern Tablelands.....	296		
Drummoyne.....	224	Oatley.....	298		
Dubbo.....	226	Orange.....	300		
East Hills.....	228	Oxley.....	302		
Epping.....	230	Parramatta.....	304		
Fairfield.....	232	Penrith.....	306		
Gosford.....	234	Pittwater.....	308		
Goulburn.....	236	Port Macquarie.....	310		
Granville.....	238	Port Stephens.....	312		
Hawkesbury.....	240	Prospect.....	314		
Heathcote.....	242	Riverstone.....	316		
Heffron.....	244	Rockdale.....	318		
Holsworthy.....	246	Ryde.....	320		
Hornsby.....	248	Seven Hills.....	322		

Albury



District summary

Successful candidate: CLANCY Justin, The Liberal Party of Australia, New South Wales Division

Enrolment: 57,605

Total votes: 50,025

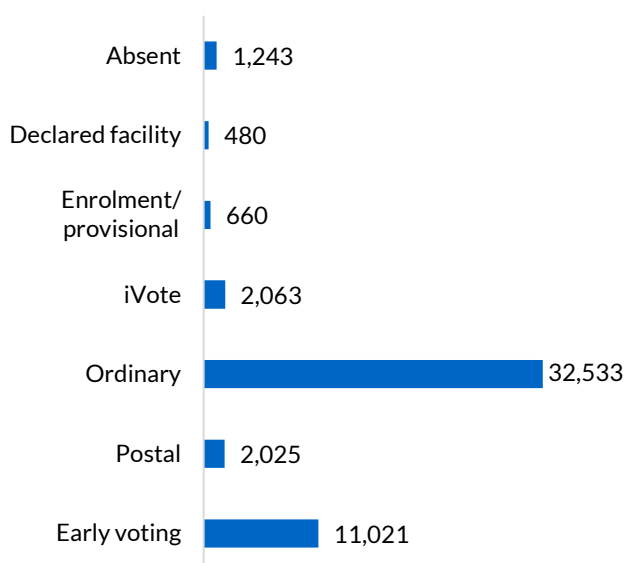
Formal: 47,632

Informal: 2,393

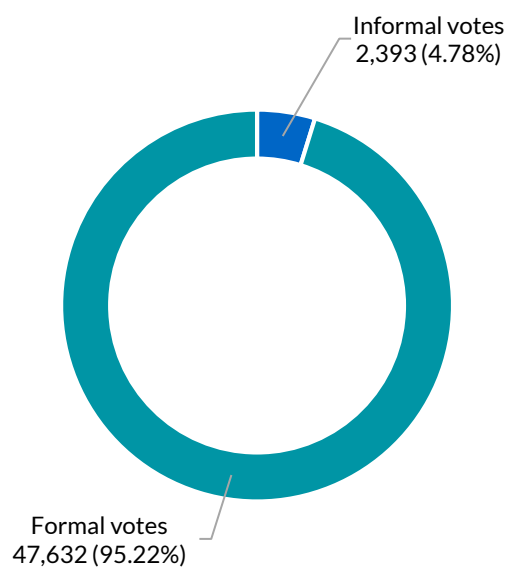
Formality: 95.22%

How the district voted

Votes by vote type



Formal/informal votes



Apparent failure to vote notices issued: 5,466

Apparent failure to vote notices issued as a percentage of the district electoral roll: 9.49%

Nominated candidates and party affiliation

CLANCY Justin	The Liberal Party of Australia, New South Wales Division
HAMILTON Ross	Sustainable Australia (NSW)
MCNAIR Reuben	Keep Sydney Open Party
MOSS Dean	The Greens NSW
MUIRHEAD Lauriston	Country Labor Party

Candidates

Number registered: 5	Number nominated: 5
----------------------	---------------------

Election operations

Staffing

Election manager	1
Office assistants	55
Senior office assistants	8
Voting centre managers (including deputy VCMs)	41
Declaration vote issuing officers	37
Election officials	111
Total staff	253

Voting centres

Early voting centres	4
Declared facilities	13
Election day voting centres	34

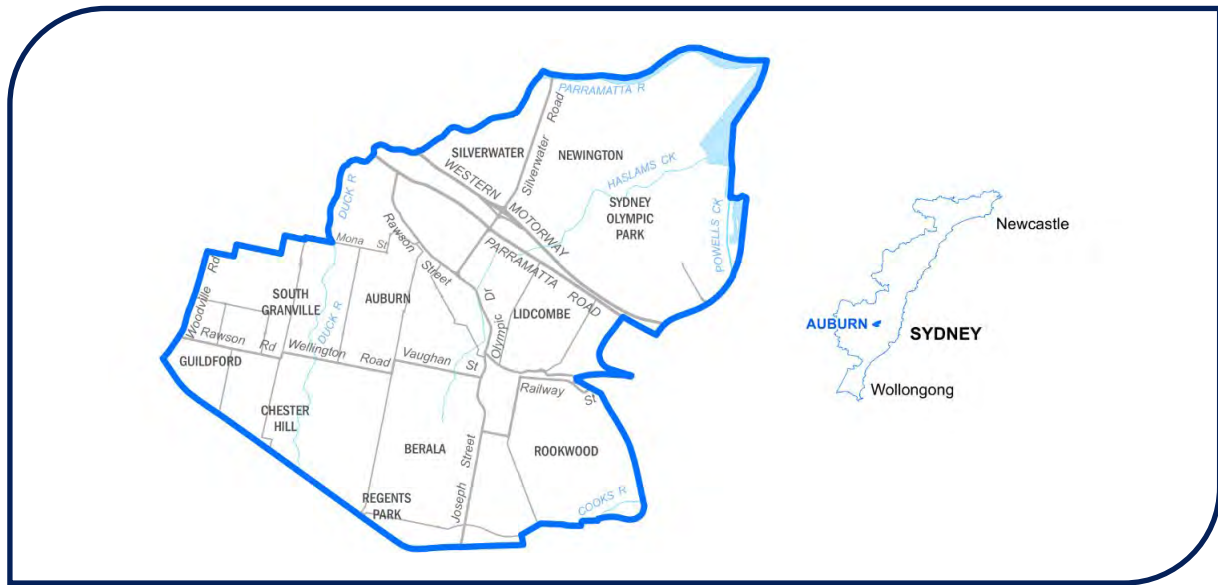
Election manager's office

- Shop 1, 660 Dean Street, Albury NSW 2640

Early voting centre locations

- Albury election manager's office
- Corowa
- Holbrook
- Sydney Town Hall

Auburn



District summary

Successful candidate: VOLTZ Lynda, Australian Labor Party (NSW Branch)

Enrolment: 55,340

Total votes: 47,717

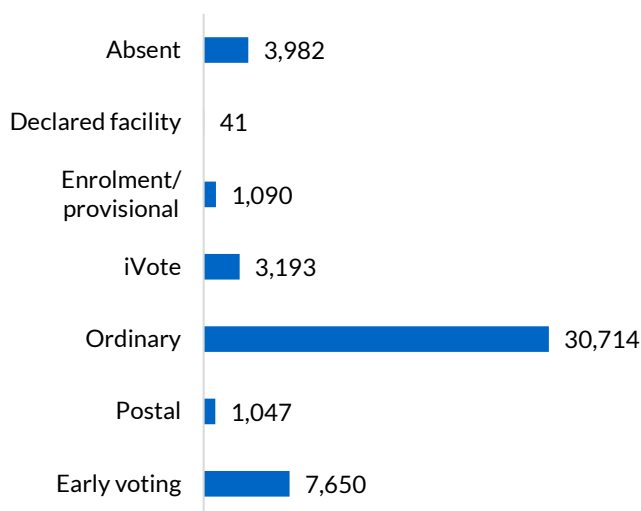
Formal: 44,842

Informal: 2,875

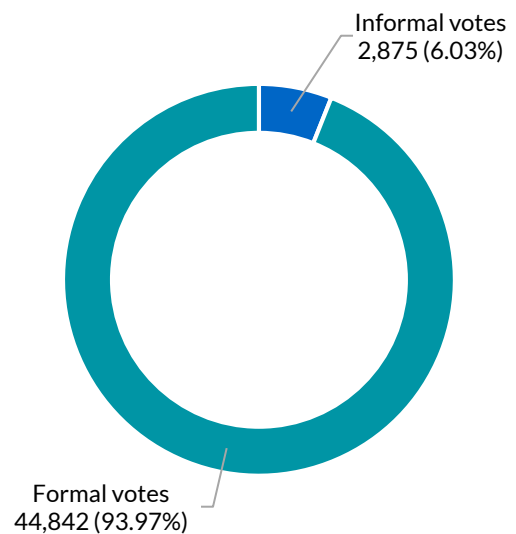
Formality: 93.97%

How the district voted

Votes by vote type



Formal/informal votes



Apparent failure to vote notices issued: 5,813

Apparent failure to vote notices issued as a percentage of the district electoral roll: 10.50%

Nominated candidates and party affiliation

AHERN Luke	Independent
CASTLE Janet	The Greens NSW
KANG Kyoung Hee (Christina)	The Liberal Party of Australia, New South Wales Division
LEE Kieron	Keep Sydney Open Party
VOLTZ Lynda	Australian Labor Party (NSW Branch)

Candidates

Number registered: 5	Number nominated: 5
----------------------	---------------------

Election operations

Staffing

Election manager	1
Office assistants	41
Senior office assistants	8
Voting centre managers (including deputy VCMs)	28
Declaration vote issuing officers	61
Election officials	121
Total staff	260

Voting centres

Early voting centres	3
Declared facilities	4
Election day voting centres	18

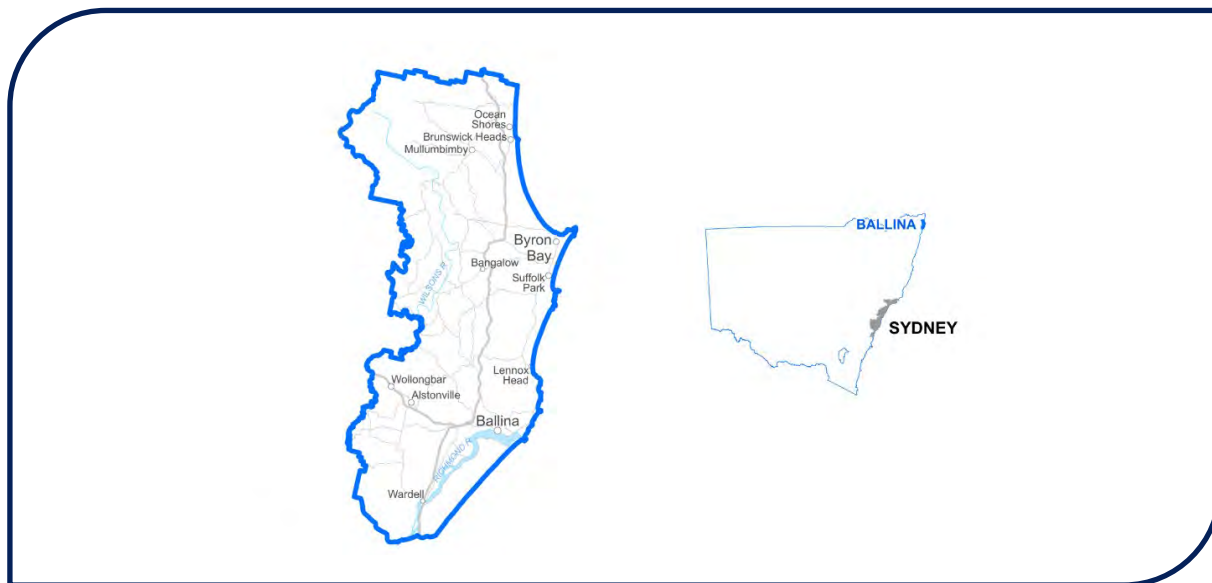
Election manager's office

- Unit D, 255 Rawson Street, Auburn NSW 2144

Early voting centre locations

- Auburn election manager's office
- Sydney Town Hall
- Wentworth Point

Ballina



District summary

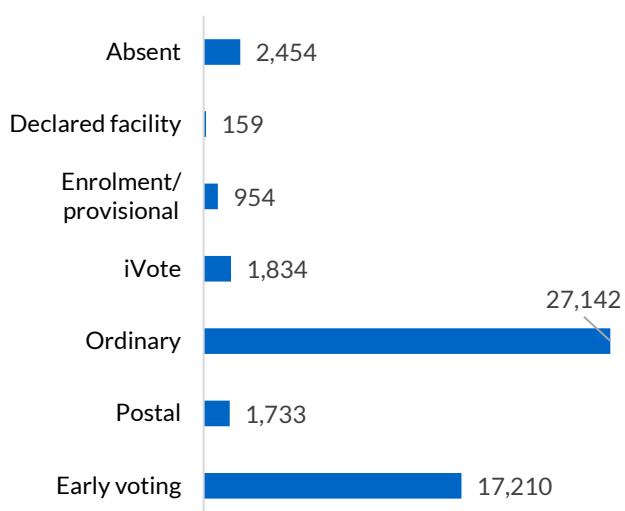
Successful candidate: SMITH Tamara, The Greens NSW

Enrolment: 59,329

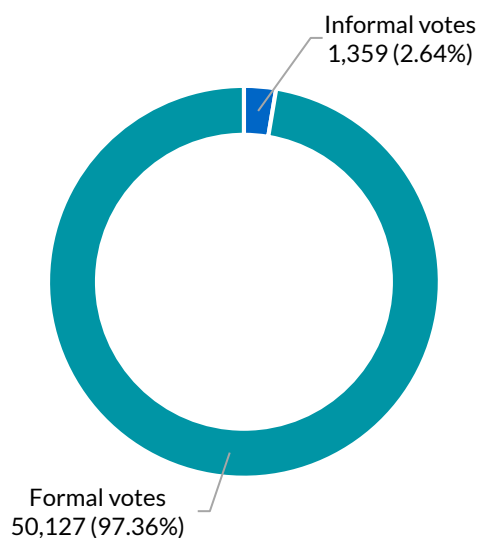
Total votes: 51,486 **Formal:** 50,127 **Informal:** 1,359 **Formality:** 97.36%

How the district voted

Votes by vote type



Formal/informal votes



Apparent failure to vote notices issued: 5,646

Apparent failure to vote notices issued as a percentage of the district electoral roll: 9.52%

Nominated candidates and party affiliation

BLASONATO Cathy	Animal Justice Party
FRANKLIN Ben	National Party of Australia - NSW
McDERMOTT Lisa	Sustainable Australia (NSW)
PUGH Asren	Country Labor Party
SMITH Tamara	The Greens NSW
WRIGHT James	Keep Sydney Open Party

Candidates

Number registered: 6	Number nominated: 6
----------------------	---------------------

Election operations

Staffing

Election manager	1
Office assistants	42
Senior office assistants	7
Voting centre managers (including deputy VCMs)	36
Declaration vote issuing officers	44
Election officials	96
Total staff	226

Voting centres

Early voting centres	4
Declared facilities	8
Election day voting centres	28

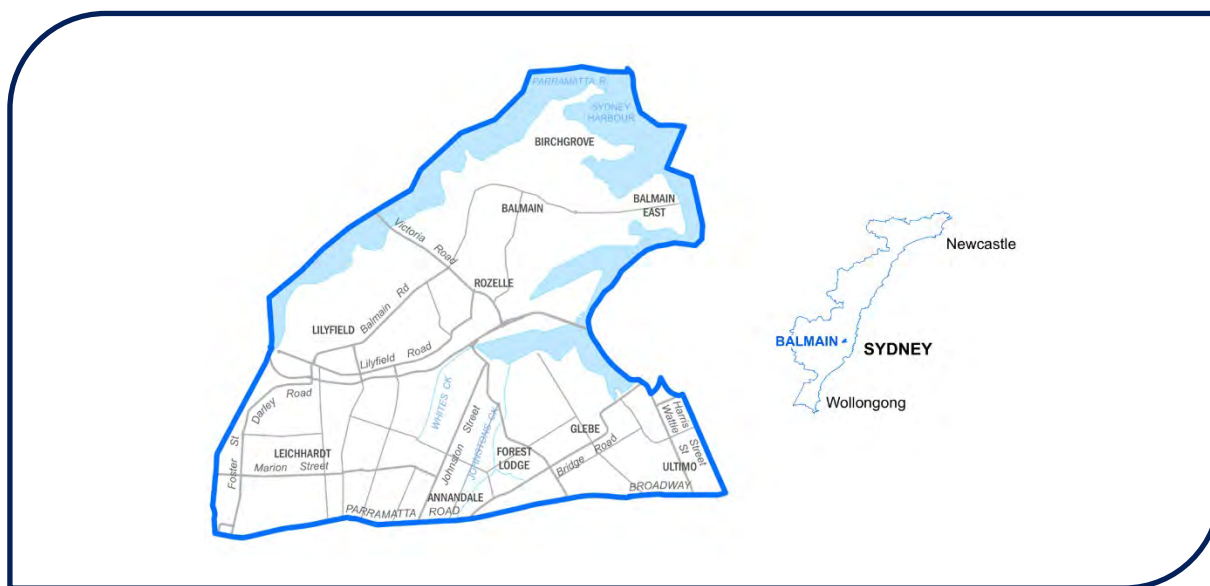
Election manager's office

- 55 Dalley Street, Mullumbimby NSW 2482

Early voting centre locations

- Ballina election manager's office
- Ballina
- Byron Bay
- Sydney Town Hall

Balmain



District summary

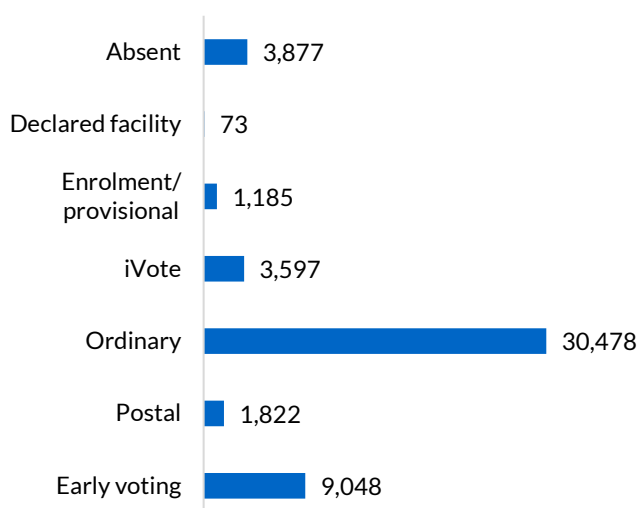
Successful candidate: PARKER Jamie, The Greens NSW

Enrolment: 57,741

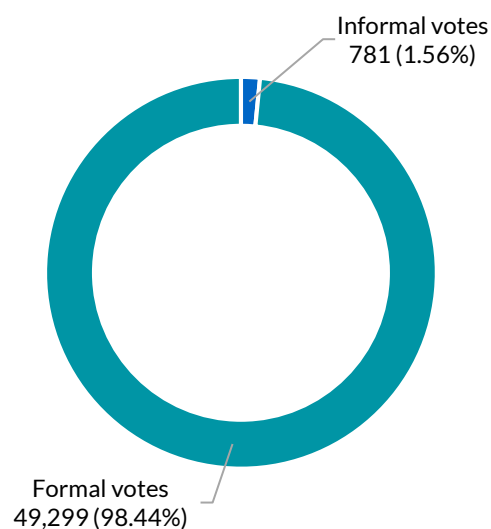
Total votes: 50,080 **Formal:** 49,299 **Informal:** 781 **Formality:** 98.44%

How the district voted

Votes by vote type



Formal/informal votes



Apparent failure to vote notices issued: 5,299

Apparent failure to vote notices issued as a percentage of the district electoral roll: 9.18%

Nominated candidates and party affiliation

DUNNETT Angela	Sustainable Australia (NSW)
FINLAYSON Anita	Animal Justice Party
HOWSE Elly	Australian Labor Party (NSW Branch)
LEONETTI Emilia	Keep Sydney Open Party
PARKER Jamie	The Greens NSW
ZHANG Wenjie (Ben)	The Liberal Party of Australia, New South Wales Division

Candidates

Number registered: 6	Number nominated: 6
----------------------	---------------------

Election operations

Staffing

Election manager	1
Office assistants	26
Senior office assistants	9
Voting centre managers (including deputy VCMs)	33
Declaration vote issuing officers	93
Election officials	111
Total staff	273

Voting centres

Early voting centres	4
Declared facilities	4
Election day voting centres	23

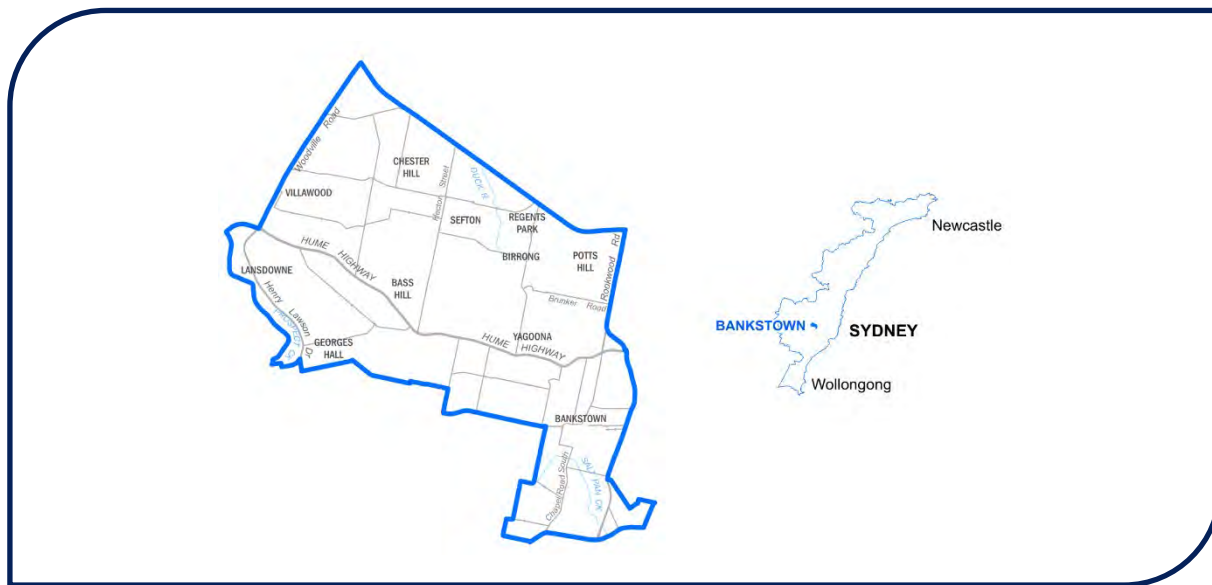
Election manager's office

- Ground Floor, 104-108 Victoria Road, Rozelle NSW 2039

Early voting centre locations

- Balmain election manager's office
- Leichhardt
- Sydney Town Hall
- Ultimo

Bankstown



District summary

Successful candidate: MIHAILUK Tania, Australian Labor Party (NSW Branch)

Enrolment: 54,108

Total votes: 46,597

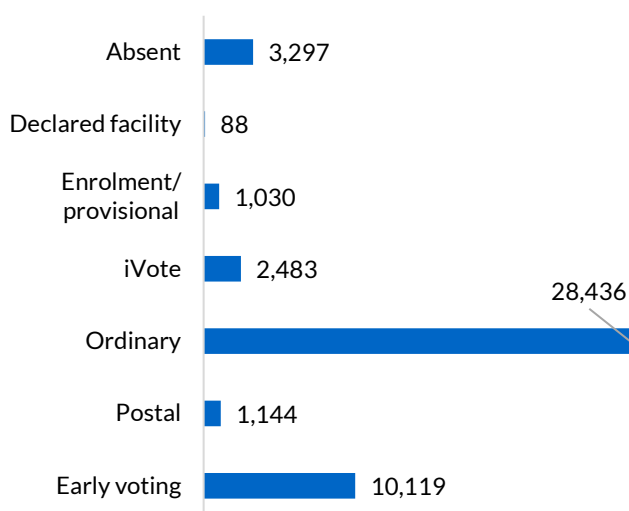
Formal: 43,730

Informal: 2,867

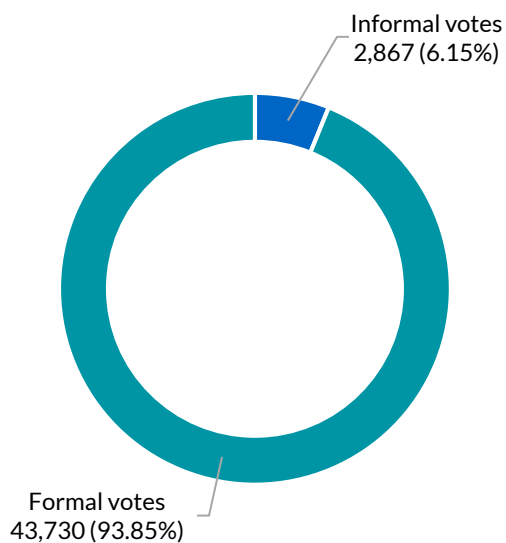
Formality: 93.85%

How the district voted

Votes by vote type



Formal/informal votes



Apparent failure to vote notices issued: 5,587

Apparent failure to vote notices issued as a percentage of the district electoral roll: 10.33%

Nominated candidates and party affiliation

ABU-SAMEN Saud	Independent
MIHAILUK Tania	Australian Labor Party (NSW Branch)
ROONEY James	The Greens NSW
ZAKHIA George	The Liberal Party of Australia, New South Wales Division

Candidates

Number registered: 4	Number nominated: 4
----------------------	---------------------

Election operations

Staffing

Election manager	1
Office assistants	41
Senior office assistants	6
Voting centre managers (including deputy VCMs)	32
Declaration vote issuing officers	67
Election officials	113
Total staff	260

Voting centres

Early voting centres	3
Declared facilities	5
Election day voting centres	21

Election manager's office

- 82 Waldron Road, Chester Hill NSW 2162

Early voting centre locations

- Bankstown election manager's office
- Bankstown
- Sydney Town Hall

Barwon



District summary

Successful candidate: BUTLER Roy, Shooters, Fishers and Farmers Party (NSW) Incorporated

Enrolment: 55,154

Total votes: 47,875

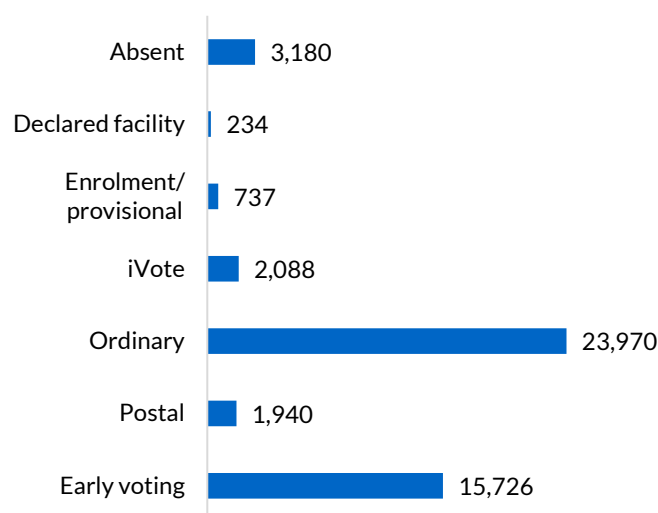
Formal: 46,174

Informal: 1,701

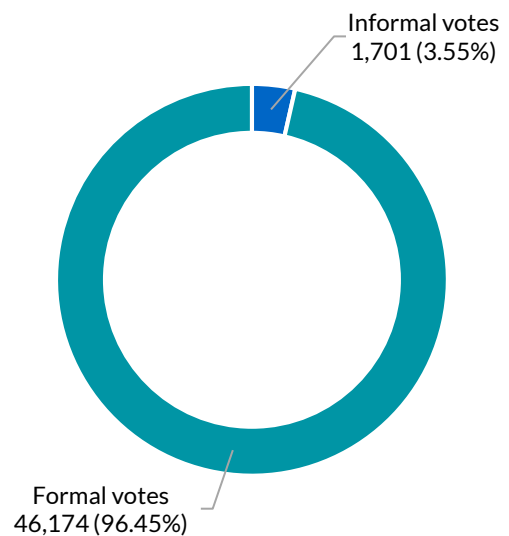
Formality: 96.45%

How the district voted

Votes by vote type



Formal/informal votes



Apparent failure to vote notices issued: 5,399

Apparent failure to vote notices issued as a percentage of the district electoral roll: 9.79%

Nominated candidates and party affiliation

ALAN Jason	Animal Justice Party
BUTLER Roy	Shooters, Fishers and Farmers Party (NSW) Incorporated
FLEISHER Andrew	Liberal Democratic Party
MCDONALD-PRITCHARD Maree	Sustainable Australia (NSW)
NADEN Phil	Independent
SCHIER Andrew	National Party of Australia - NSW
TURLEY Darria	Country Labor Party
WHYMAN Owen	Independent
WILLIAMS Leigh	The Greens NSW

Candidates

Number registered: 10	Number nominated: 9
-----------------------	---------------------

Election operations

Staffing

Election manager	1
Office assistants	50
Senior office assistants	13
Voting centre managers (including deputy VCMs)	52
Declaration vote issuing officers	38
Election officials	108
Total staff	262

Voting centres

Early voting centres	10
Declared facilities	15
Election day voting centres	50

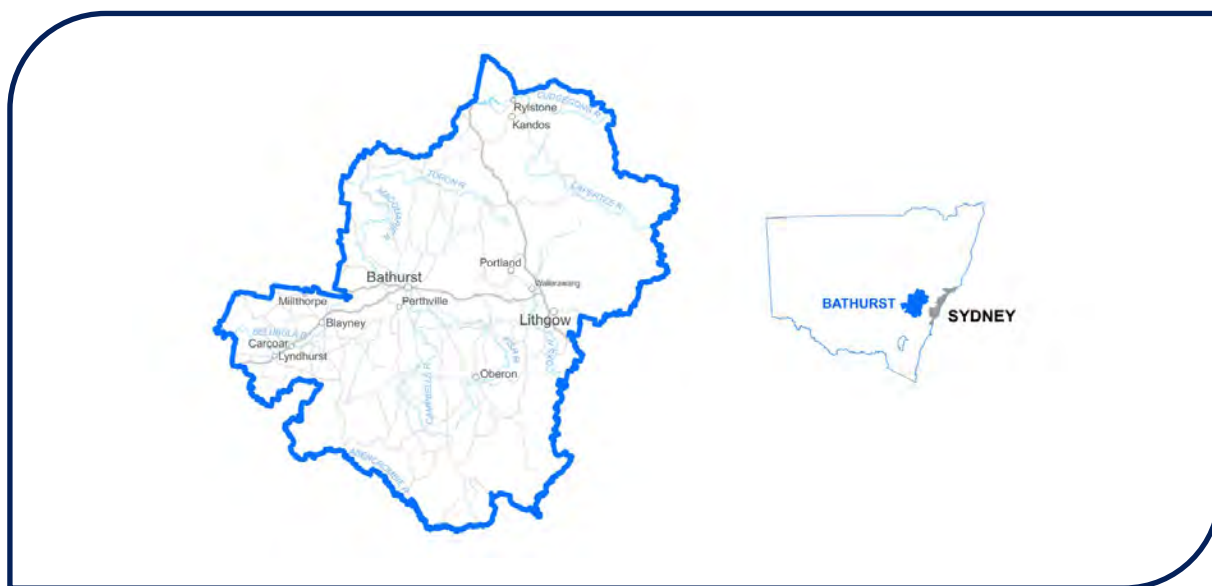
Election manager's office

- 334 Argent Street, Broken Hill NSW 2880

Early voting centre locations

- Barwon election manager's office
- Gilgandra
- Sydney Town Hall
- Cobar
- Coonabarabran
- Coonamble
- Narrabri
- Walgett
- Bourke
- Condobolin

Bathurst



District summary

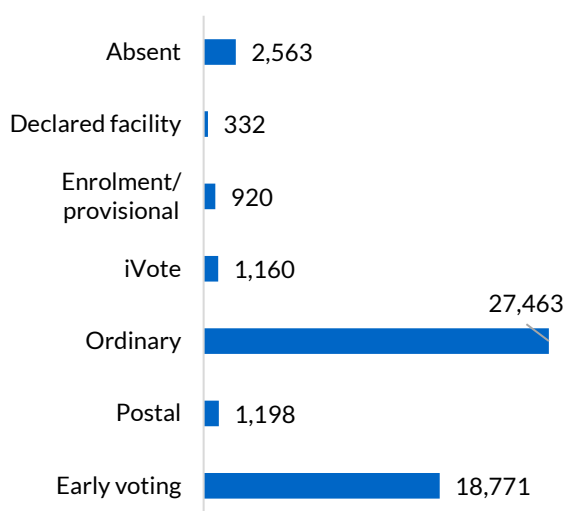
Successful candidate: TOOLE Paul, National Party of Australia - NSW

Enrolment: 56,841

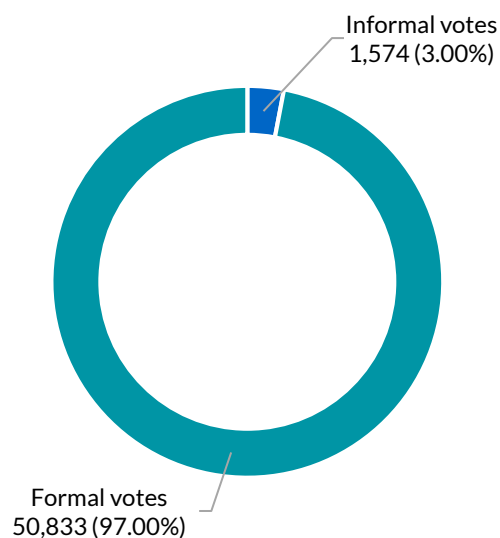
Total votes: 52,407 **Formal:** 50,833 **Informal:** 1,574 **Formality:** 97.00%

How the district voted

Votes by vote type



Formal/informal votes



Apparent failure to vote notices issued: 3,320

Apparent failure to vote notices issued as a percentage of the district electoral roll: 5.84%

Nominated candidates and party affiliation

BEGG Michael	Sustainable Australia (NSW)
HANSEN Timothy	Keep Sydney Open Party
HARVEY David	The Greens NSW
MAY Brenden	Shooters, Fishers and Farmers Party (NSW) Incorporated
RILEY Beau	Country Labor Party
TOOLE Paul	National Party of Australia - NSW

Candidates

Number registered: 7	Number nominated: 6
----------------------	---------------------

Election operations

Staffing

Election manager	1
Office assistants	44
Senior office assistants	8
Voting centre managers (including deputy VCMs)	47
Declaration vote issuing officers	44
Election officials	100
Total staff	244

Voting centres

Early voting centres	5
Declared facilities	13
Election day voting centres	41

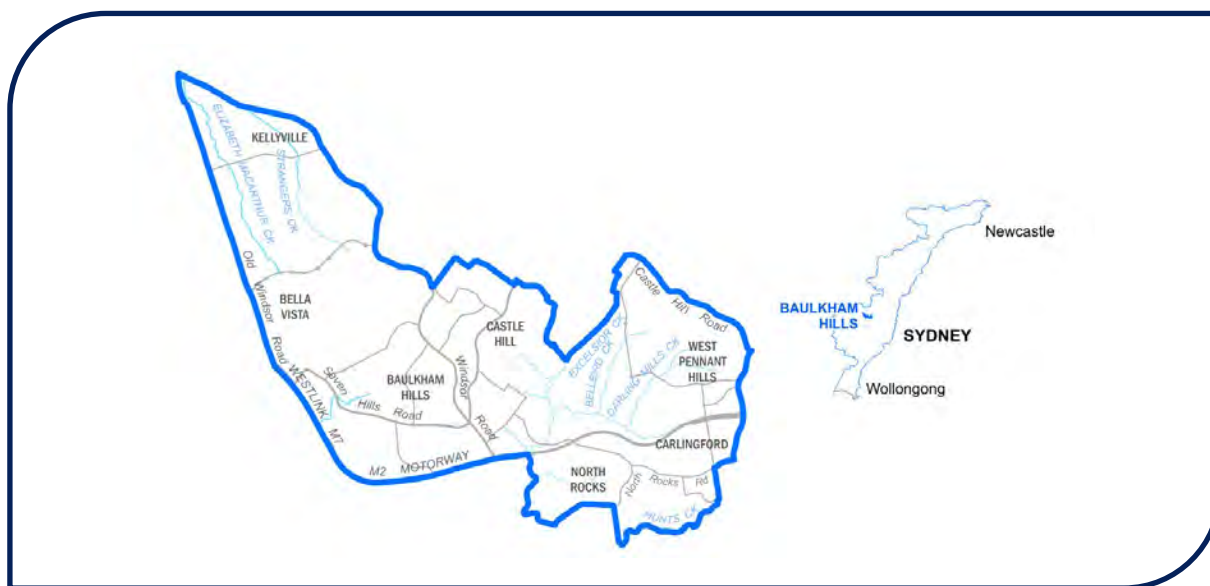
Election manager's office

- 96 Bentinck Street, Bathurst NSW 2795

Early voting centre locations

- Bathurst election manager's office
- Lithgow
- Oberon
- Rylstone
- Sydney Town Hall

Baulkham Hills



District summary

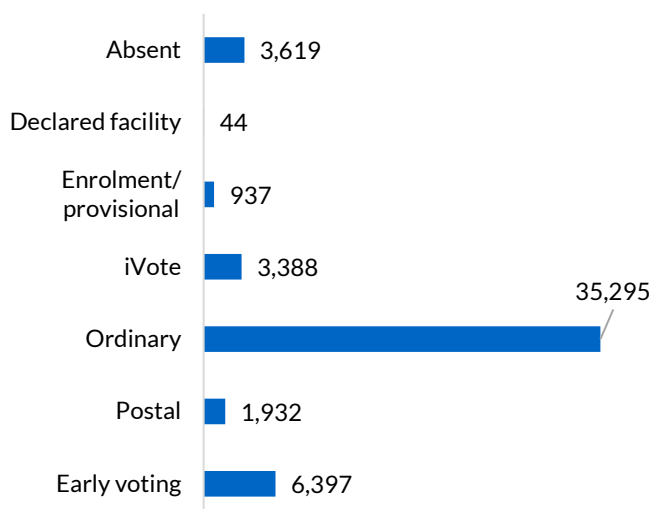
Successful candidate: ELLIOTT David, The Liberal Party of Australia, New South Wales Division

Enrolment: 55,564

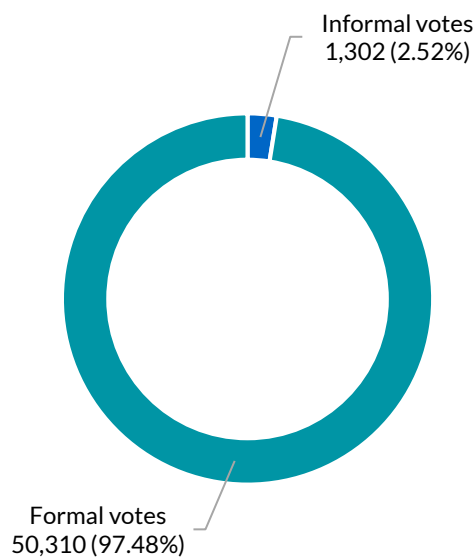
Total votes: 51,612 **Formal:** 50,310 **Informal:** 1,302 **Formality:** 97.48%

How the district voted

Votes by vote type



Formal/informal votes



Apparent failure to vote notices issued: 2,512

Apparent failure to vote notices issued as a percentage of the district electoral roll: 4.52%

Nominated candidates and party affiliation

BOYD Heather	Sustainable Australia (NSW)
ELLIOTT David	The Liberal Party of Australia, New South Wales Division
HALL Craig	Christian Democratic Party (Fred Nile Group)
HOCKLEY Erica	The Greens NSW
NEWFIELD Linda	Animal Justice Party
TRACEY Ryan	Australian Labor Party (NSW Branch)

Candidates

Number registered: 6	Number nominated: 6
----------------------	---------------------

Election operations

Staffing

Election manager	1
Office assistants	30
Senior office assistants	5
Voting centre managers (including deputy VCMs)	39
Declaration vote issuing officers	52
Election officials	122
Total staff	249

Voting centres

Early voting centres	3
Declared facilities	4
Election day voting centres	25

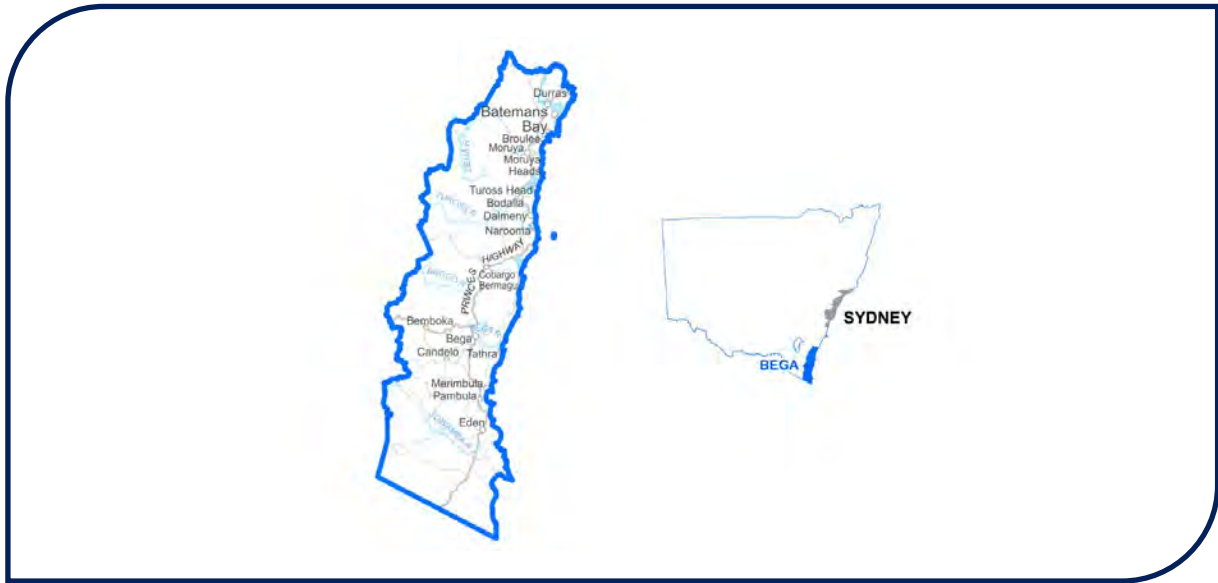
Election manager's office

- 16-18 Old Northern Road, Baulkham Hills NSW 2153

Early voting centre locations

- Baulkham Hills election manager's office
- Castle Hill
- Sydney Town Hall

Bega



District summary

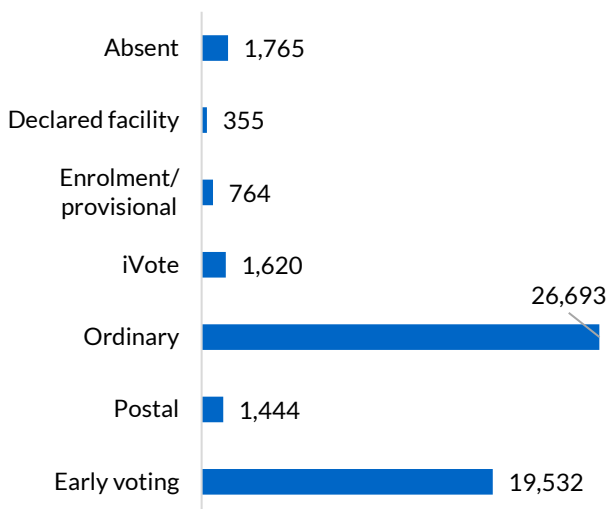
Successful candidate: CONSTANCE Andrew, The Liberal Party of Australia, New South Wales Division

Enrolment: 58,131

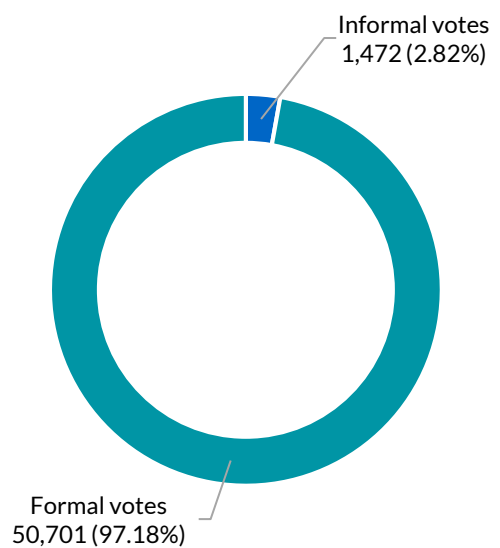
Total votes: 52,173 **Formal:** 50,701 **Informal:** 1,472 **Formality:** 97.18%

How the district voted

Votes by vote type



Formal/informal votes



Apparent failure to vote notices issued: 4,184

Apparent failure to vote notices issued as a percentage of the district electoral roll: 7.20%

Nominated candidates and party affiliation

ANDERSON Coral	Animal Justice Party
ATKINSON Leanne	Country Labor Party
CONSTANCE Andrew	The Liberal Party of Australia, New South Wales Division
DOUGLAS William	The Greens NSW
SHOBRIDGE Joshua	Australian Conservatives (NSW)
THOMAS Eric	Shooters, Fishers and Farmers Party (NSW) Incorporated

Candidates

Number registered: 6	Number nominated: 6
----------------------	---------------------

Election operations

Staffing

Election manager	1
Office assistants	69
Senior office assistants	9
Voting centre managers (including deputy VCMs)	40
Declaration vote issuing officers	42
Election officials	97
Total staff	258

Voting centres

Early voting centres	6
Declared facilities	13
Election day voting centres	35

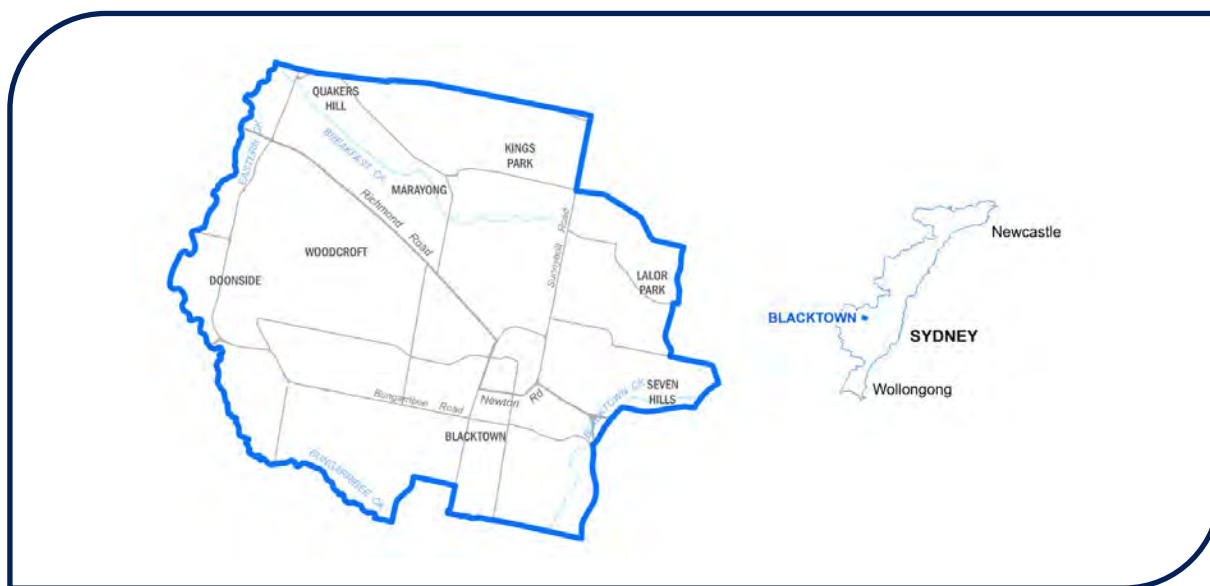
Election manager's office

- 3 Hill Street, Bega NSW 2550

Early voting centre locations

- Batemans Bay
- Bega election manager's office
- Merimbula
- Moruya
- Narooma
- Sydney Town Hall

Blacktown



District summary

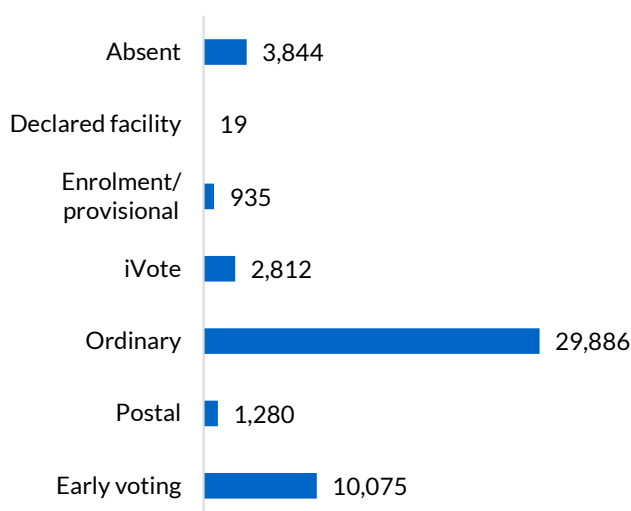
Successful candidate: BALI Stephen, Australian Labor Party (NSW Branch)

Enrolment: 55,013

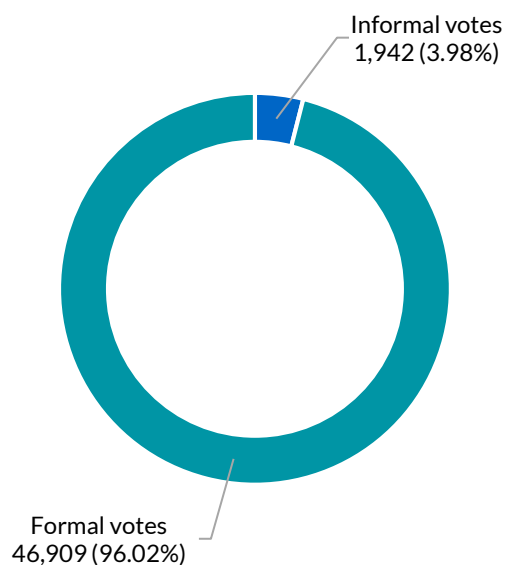
Total votes: 48,851 **Formal:** 46,909 **Informal:** 1,942 **Formality:** 96.02%

How the district voted

Votes by vote type



Formal/informal votes



Apparent failure to vote notices issued: 4,446

Apparent failure to vote notices issued as a percentage of the district electoral roll: 8.08%

Nominated candidates and party affiliation

BALI Stephen	Australian Labor Party (NSW Branch)
BATISH Amit	Pauline Hanson's One Nation
GIBBS Kirsten	The Greens NSW
GREEN Allan	The Liberal Party of Australia, New South Wales Division
GREEN Josh	Christian Democratic Party (Fred Nile Group)

Candidates

Number registered: 5	Number nominated: 5
----------------------	---------------------

Election operations

Staffing

Election manager	1
Office assistants	50
Senior office assistants	5
Voting centre managers (including deputy VCMs)	31
Declaration vote issuing officers	57
Election officials	106
Total staff	250

Voting centres

Early voting centres	2
Declared facilities	2
Election day voting centres	21

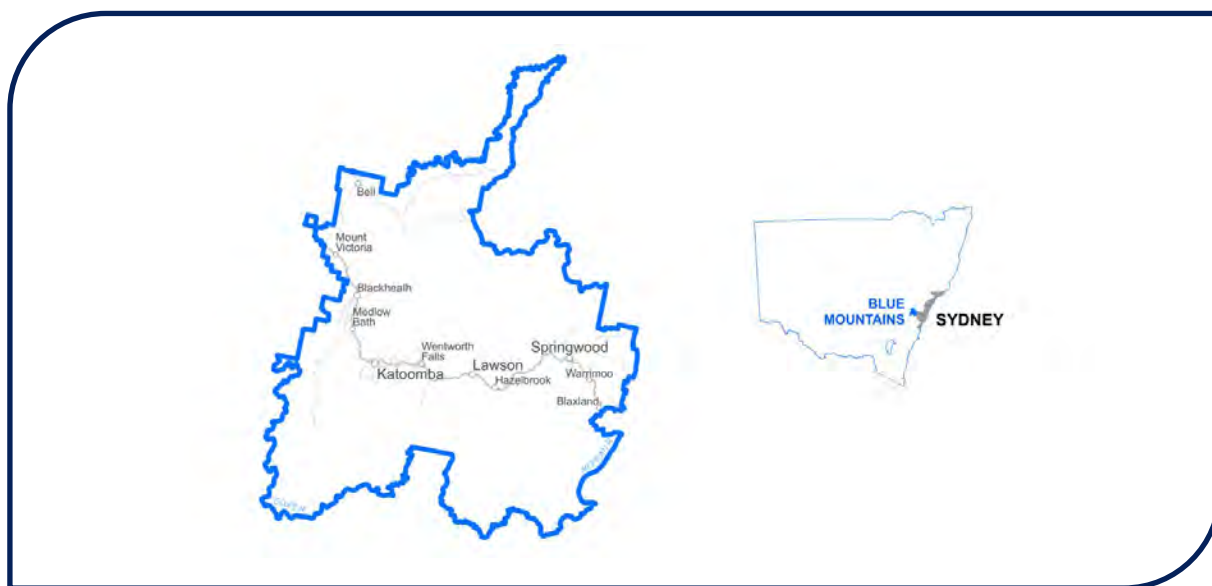
Election manager's office

Level 1 Suite 2, 22 Main Street, Blacktown NSW 2148

Early voting centre locations

- Blacktown election manager's office
- Sydney Town Hall

Blue Mountains



District summary

Successful candidate: DOYLE Trish, Australian Labor Party (NSW Branch)

Enrolment: 54,885

Total votes: 50,478

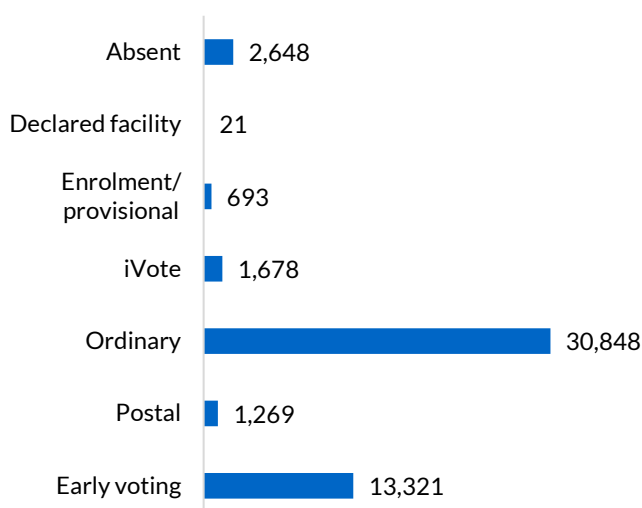
Formal: 49,228

Informal: 1,250

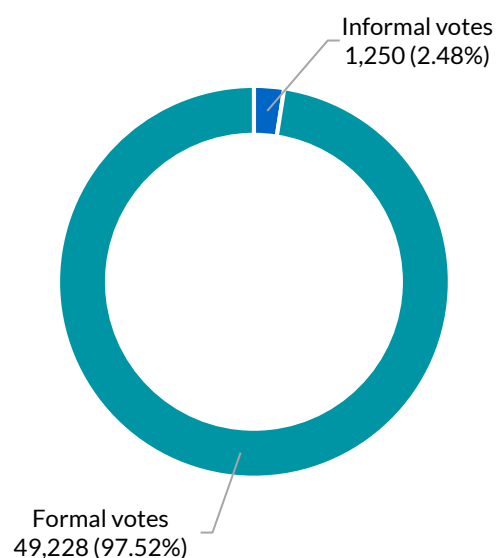
Formality: 97.52%

How the district voted

Votes by vote type



Formal/informal votes



Apparent failure to vote notices issued: 2,961

Apparent failure to vote notices issued as a percentage of the district electoral roll: 5.39%

Nominated candidates and party affiliation

DOYLE Trish	Australian Labor Party (NSW Branch)
KEIGHTLEY Gregory	Animal Justice Party
LAFFIN Owen	The Liberal Party of Australia, New South Wales Division
LIU Kingsley	The Greens NSW
MARSCHALL Richard	Sustainable Australia (NSW)
PHILLIPS Cameron	Christian Democratic Party (Fred Nile Group)
PIGOTT Mark	Keep Sydney Open Party

Candidates

Number registered: 7	Number nominated: 7
----------------------	---------------------

Election operations

Staffing

Election manager	1
Office assistants	41
Senior office assistants	7
Voting centre managers (including deputy VCMs)	33
Declaration vote issuing officers	45
Election officials	101
Total staff	228

Voting centres

Early voting centres	4
Declared facilities	4
Election day voting centres	24

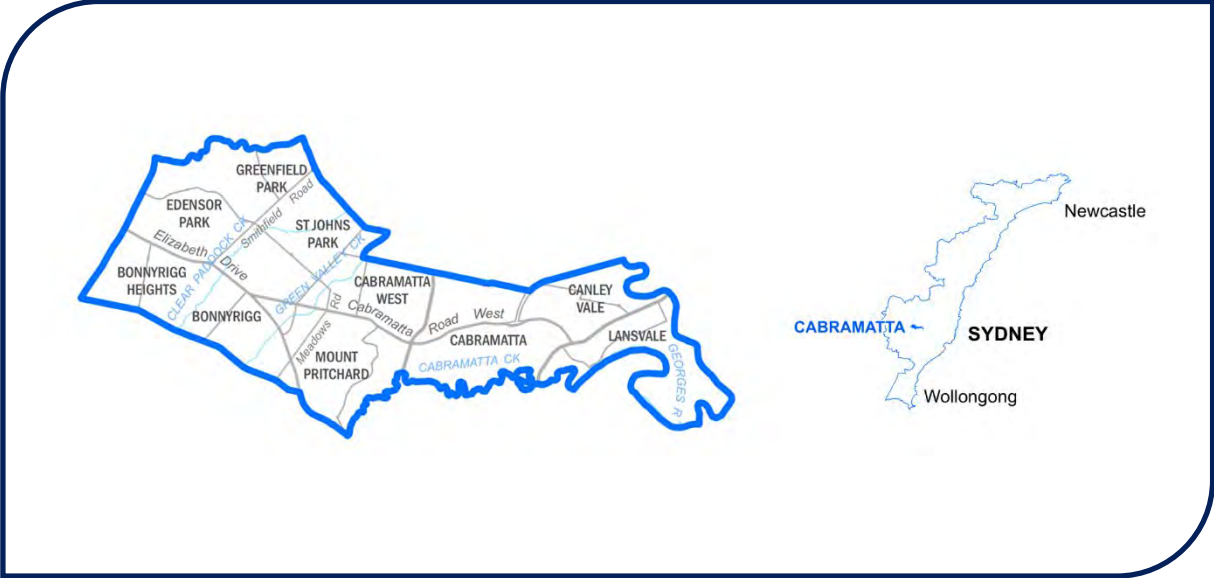
Election manager's office

- 136 Great Western Highway, Blaxland NSW 2774

Early voting centre locations

- Blue Mountains election manager's office
- Katoomba
- Springwood
- Sydney Town Hall

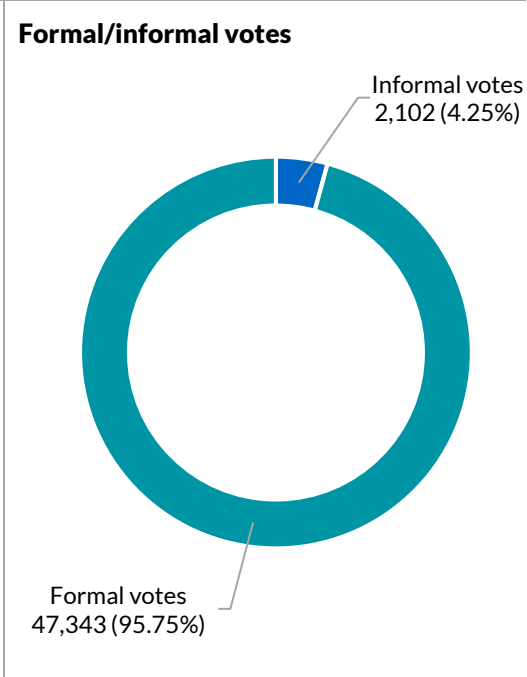
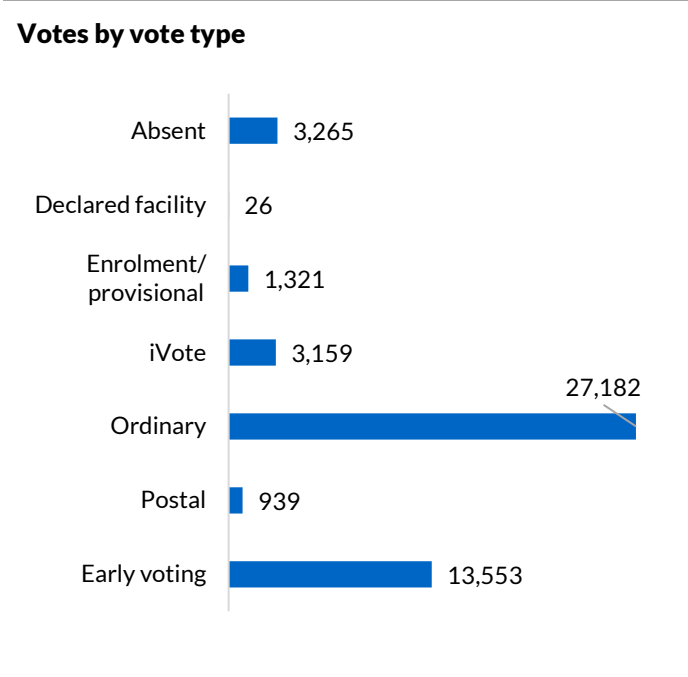
Cabramatta



District summary

Successful candidate: LALICH Nick, Australian Labor Party (NSW Branch)			
Enrolment: 54,991			
Total votes: 49,445	Formal: 47,343	Informal: 2,102	Formality: 95.75%

How the district voted



Apparent failure to vote notices issued: 4,191

Apparent failure to vote notices issued as a percentage of the district electoral roll: 7.62%

Nominated candidates and party affiliation

JAMES Christopher	The Greens NSW
LALICH Nick	Australian Labor Party (NSW Branch)
LE Austin	The Liberal Party of Australia, New South Wales Division
LE Dai	Independent
VO Phuoc	Independent

Candidates

Number registered: 5	Number nominated: 5
----------------------	---------------------

Election operations

Staffing

Election manager	1
Office assistants	61
Senior office assistants	7
Voting centre managers (including deputy VCMs)	30
Declaration vote issuing officers	61
Election officials	100
Total staff	260

Voting centres

Early voting centres	4
Declared facilities	2
Election day voting centres	21

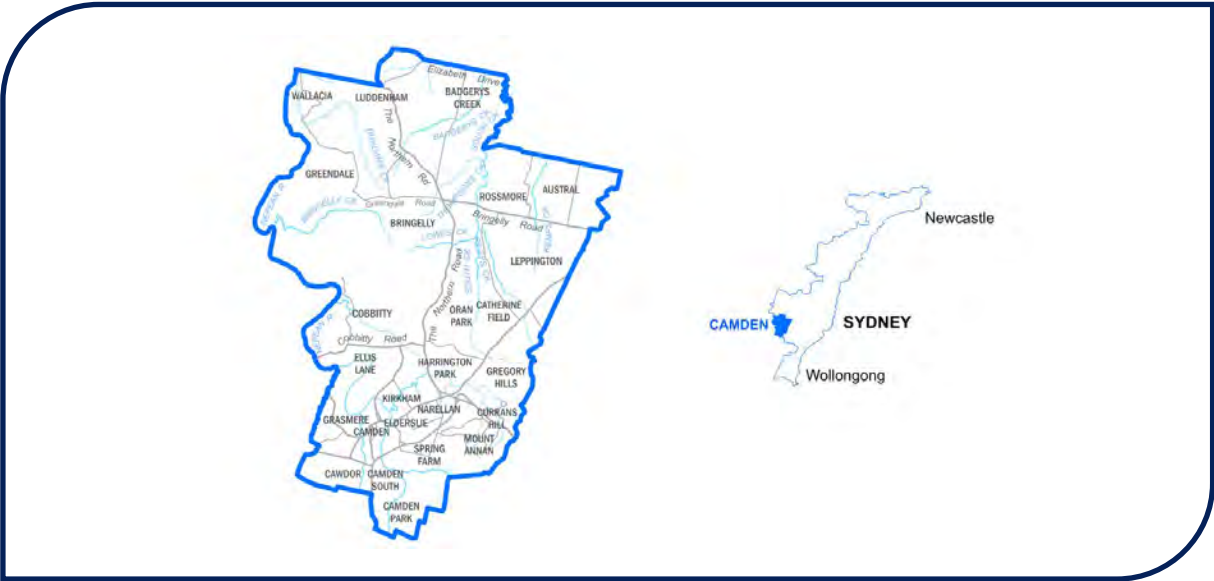
Election manager's office

- Unit 3, 169-173 Hume Highway, Cabramatta NSW 2166

Early voting centre locations

- Cabramatta election manager's office
- Cabramatta
- Fairfield
- Sydney Town Hall

Camden



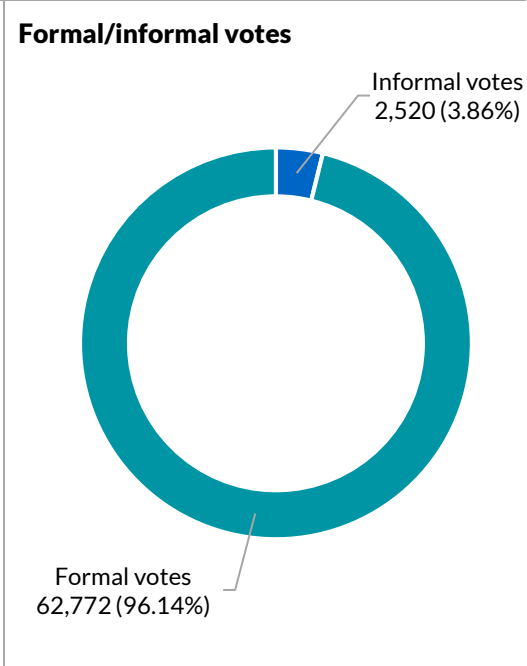
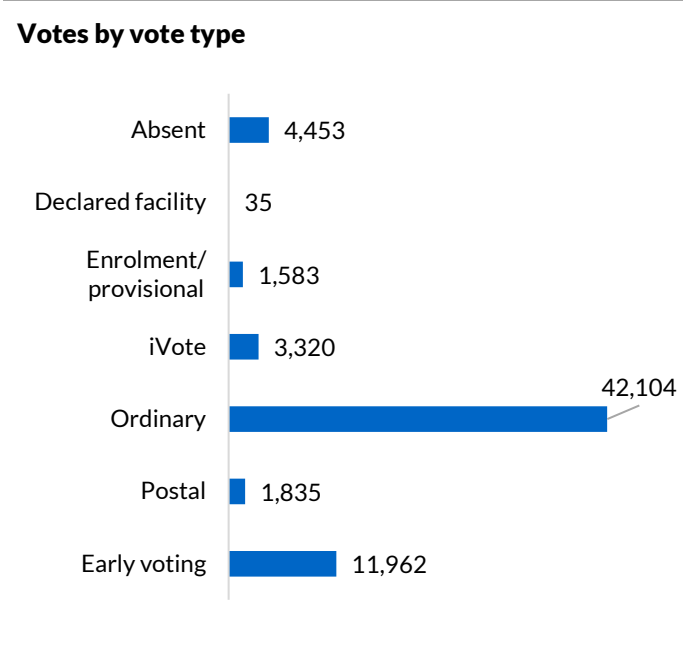
District summary

Successful candidate: SIDGREAVES Peter, The Liberal Party of Australia, New South Wales Division

Enrolment: 70,392

Total votes: 65,292 **Formal:** 62,772 **Informal:** 2,520 **Formality:** 96.14%

How the district voted



Apparent failure to vote notices issued: 4,149

Apparent failure to vote notices issued as a percentage of the district electoral roll: 5.89%

Nominated candidates and party affiliation

ARAGONA Daniel	Keep Sydney Open Party
CASEY Ben	Pauline Hanson's One Nation
QUINNELL Sally	Australian Labor Party (NSW Branch)
SAJN Danica	Sustainable Australia (NSW)
SIDGREAVES Peter	The Liberal Party of Australia, New South Wales Division
SIMPSON Andrew	Independent
STEWART Karen	The Greens NSW

Candidates

Number registered: 7	Number nominated: 7
----------------------	---------------------

Election operations

Staffing

Election manager	1
Office assistants	46
Senior office assistants	6
Voting centre managers (including deputy VCMs)	44
Declaration vote issuing officers	96
Election officials	157
Total staff	350

Voting centres

Early voting centres	3
Declared facilities	3
Election day voting centres	28

Election manager's office

- Camden Civic Centre, 40 Oxley Street, Camden NSW 2570

Early voting centre locations

- Camden election manager's office
- Mount Annan
- Sydney Town Hall

Campbelltown



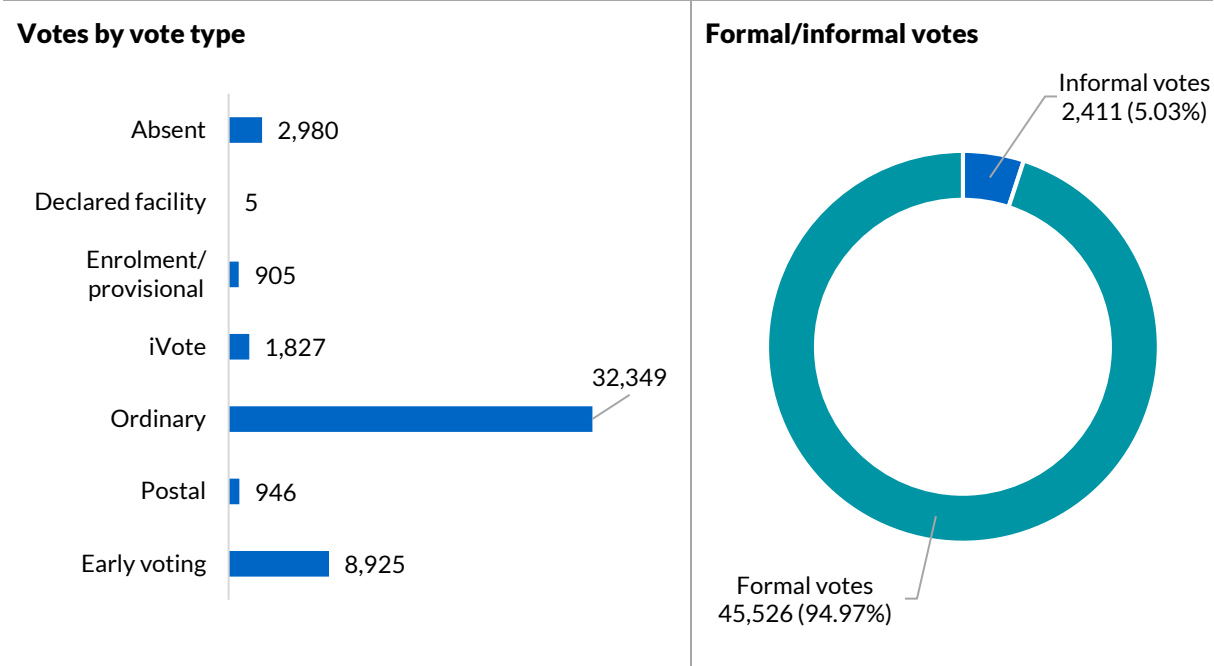
District summary

Successful candidate: WARREN Greg, Australian Labor Party (NSW Branch)

Enrolment: 54,579

Total votes: 47,937 **Formal:** 45,526 **Informal:** 2,411 **Formality:** 94.97%

How the district voted



Apparent failure to vote notices issued: 5,034

Apparent failure to vote notices issued as a percentage of the district electoral roll: 9.22%

Nominated candidates and party affiliation

CLARK Michael	Sustainable Australia (NSW)
GENT James	Christian Democratic Party (Fred Nile Group)
MUNRO Riley	The Liberal Party of Australia, New South Wales Division
O'SULLIVAN Martin	Keep Sydney Open Party
RIVERA Jayden	The Greens NSW
STELLINO Matthew	Animal Justice Party
WARREN Greg	Australian Labor Party (NSW Branch)

Candidates

Number registered: 7	Number nominated: 7
----------------------	---------------------

Election operations

Staffing

Election manager	1
Office assistants	33
Senior office assistants	6
Voting centre managers (including deputy VCMs)	34
Declaration vote issuing officers	55
Election officials	113
Total staff	242

Voting centres

Early voting centres	2
Declared facilities	1
Election day voting centres	24

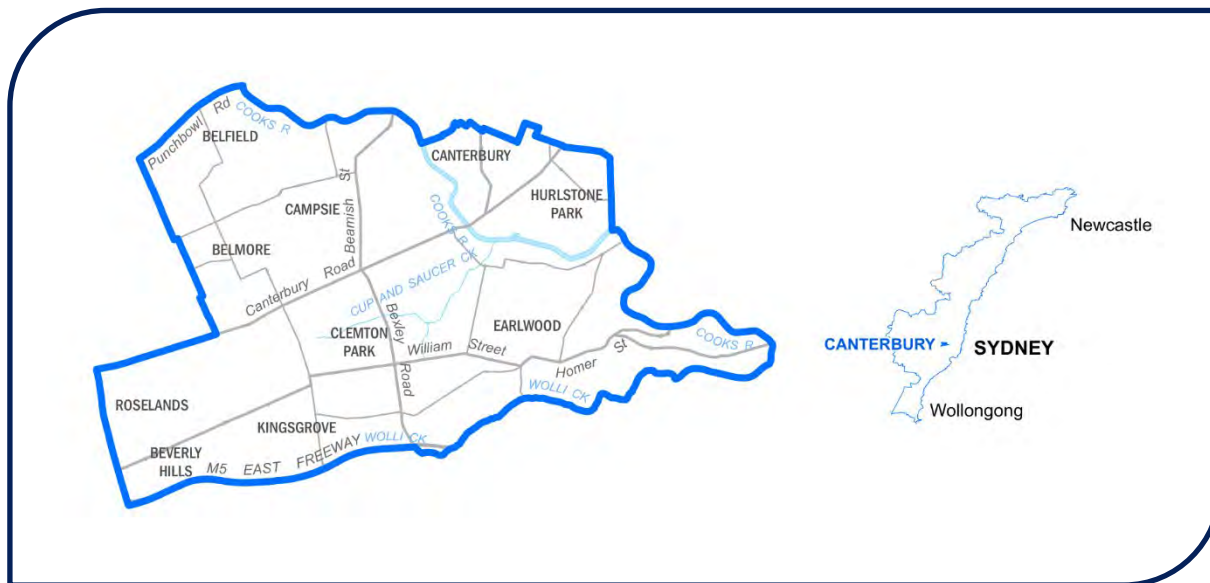
Election manager's office

- 91 Queen Street, Campbelltown NSW 2560

Early voting centre locations

- Campbelltown election manager's office
- Sydney Town Hall

Canterbury



District summary

Successful candidate: COTSIS Sophie, Australian Labor Party (NSW Branch)

Enrolment: 57,164

Total votes: 51,003

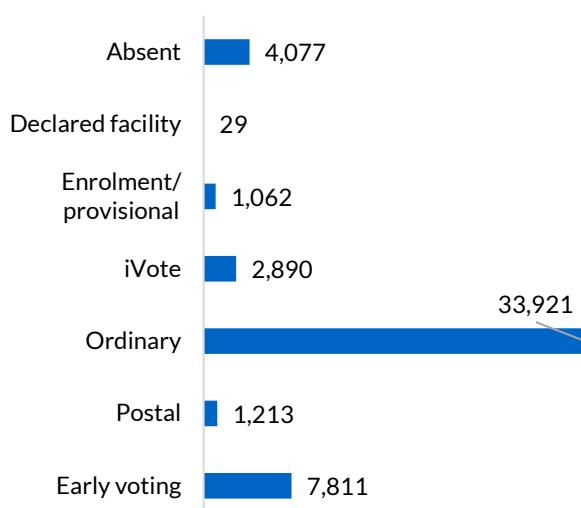
Formal: 48,756

Informal: 2,247

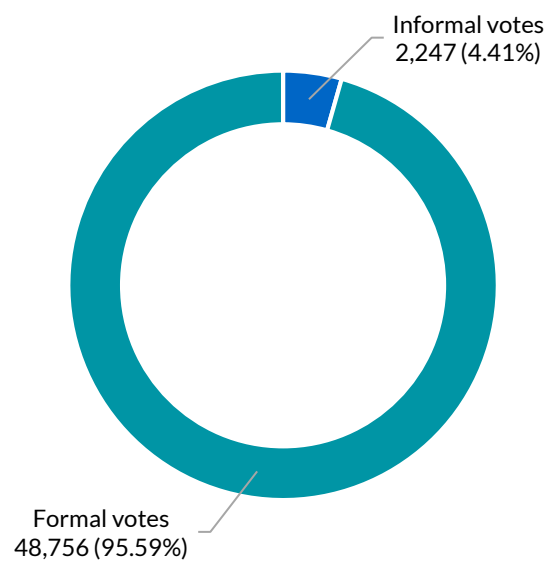
Formality: 95.59%

How the district voted

Votes by vote type



Formal/informal votes



Apparent failure to vote notices issued: 4,008

Apparent failure to vote notices issued as a percentage of the district electoral roll: 7.01%

Nominated candidates and party affiliation

COTSIS Sophie	Australian Labor Party (NSW Branch)
EISLER Linda	The Greens NSW
FIGUEIRA Fatima	Christian Democratic Party (Fred Nile Group)
HARRISON Matt	The Liberal Party of Australia, New South Wales Division

Candidates

Number registered: 4	Number nominated: 4
----------------------	---------------------

Election operations

Staffing

Election manager	1
Office assistants	26
Senior office assistants	6
Voting centre managers (including deputy VCMs)	34
Declaration vote issuing officers	71
Election officials	128
Total staff	266

Voting centres

Early voting centres	3
Declared facilities	2
Election day voting centres	22

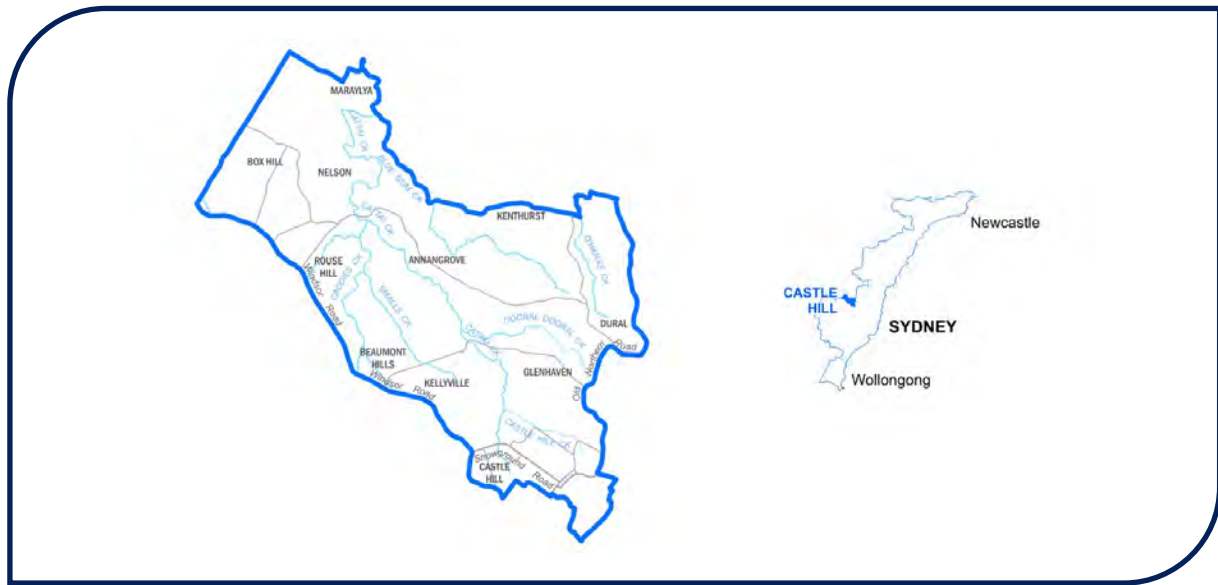
Election manager's office

- Shop 1A, 1B, 1C, 352 Canterbury Road, Canterbury NSW 2193

Early voting centre locations

- Canterbury election manager's office
- Lakemba
- Sydney Town Hall

Castle Hill



District summary

Successful candidate: WILLIAMS Raymond, The Liberal Party of Australia, New South Wales Division

Enrolment: 58,240

Total votes: 53,925

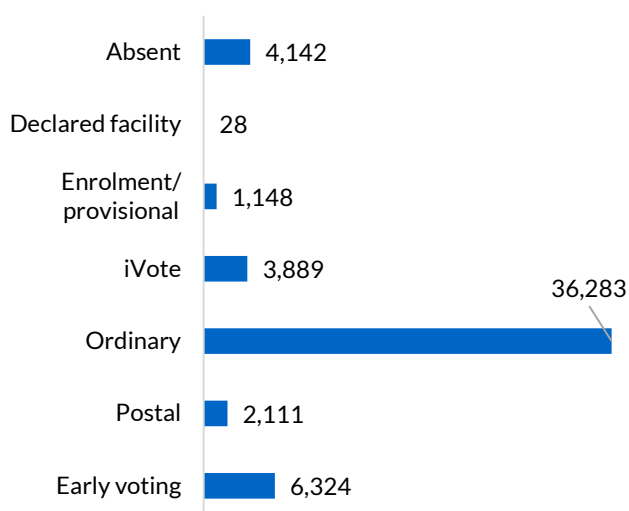
Formal: 52,571

Informal: 1,354

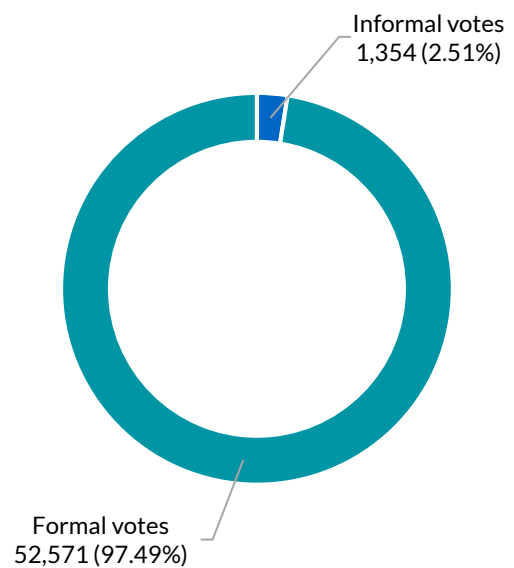
Formality: 97.49%

How the district voted

Votes by vote type



Formal/informal votes



Apparent failure to vote notices issued: 3,221

Apparent failure to vote notices issued as a percentage of the district electoral roll: 5.53%

Nominated candidates and party affiliation

AGER David	Australian Labor Party (NSW Branch)
FIELD David	The Greens NSW
KUIPERS Herman	Sustainable Australia (NSW)
WILLIAMS Raymond	The Liberal Party of Australia, New South Wales Division

Candidates

Number registered: 5	Number nominated: 4
----------------------	---------------------

Election operations

Staffing

Election manager	1
Office assistants	47
Senior office assistants	6
Voting centre managers (including deputy VCMs)	33
Declaration vote issuing officers	62
Election officials	117
Total staff	266

Voting centres

Early voting centres	2
Declared facilities	1
Election day voting centres	21

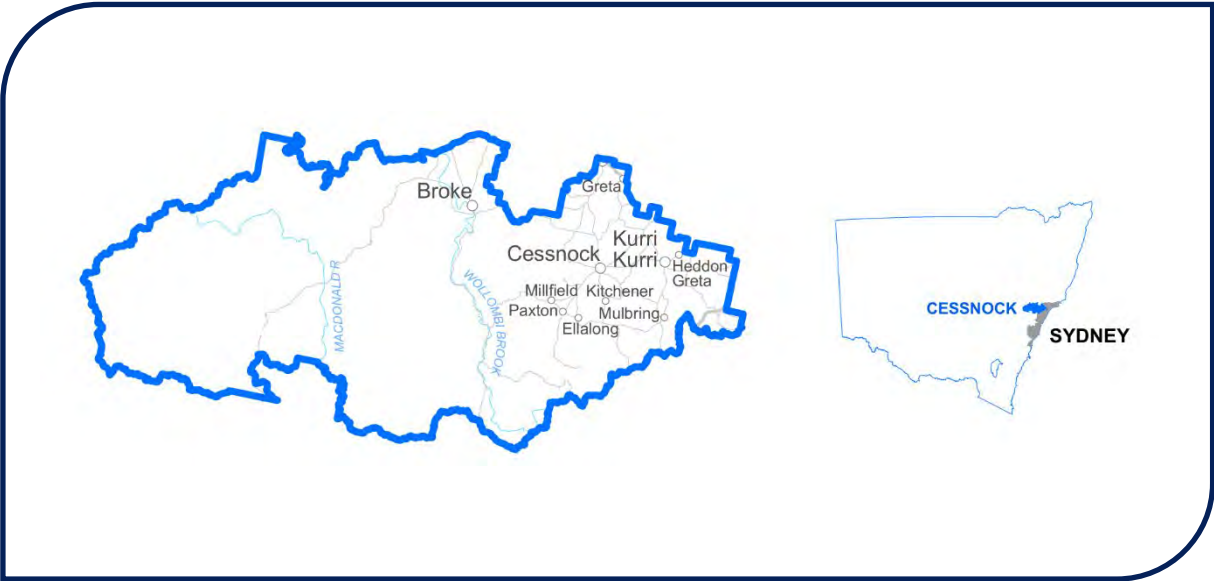
Election manager's office

- Shop 1, 269 Old Northern Road, Castle Hill NSW 2154

Early voting centre locations

- Castle Hill election manager's office
- Sydney Town Hall

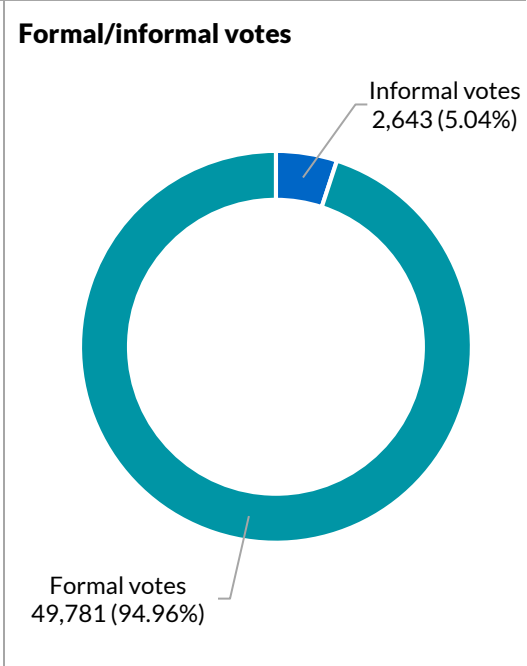
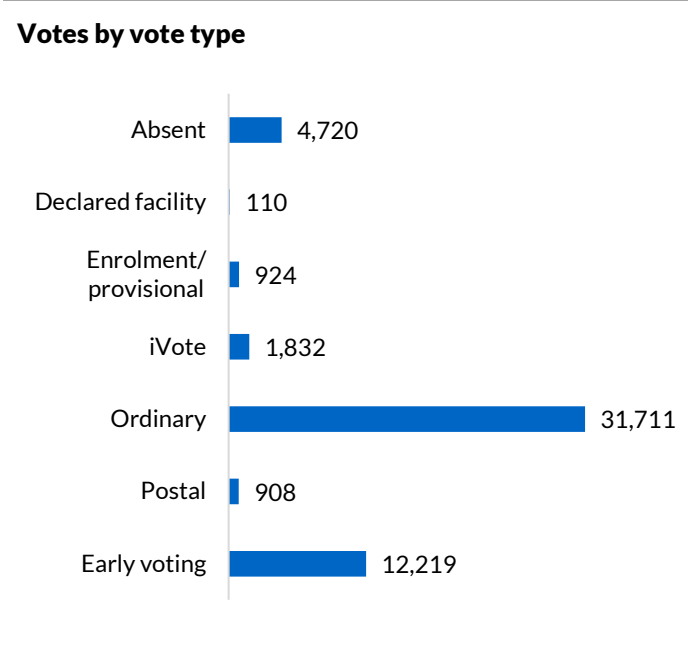
Cessnock



District summary

Successful candidate: BARR Clayton, Country Labor Party			
Enrolment: 58,268			
Total votes: 52,424	Formal: 49,781	Informal: 2,643	Formality: 94.96%

How the district voted



Apparent failure to vote notices issued: 4,385

Apparent failure to vote notices issued as a percentage of the district electoral roll: 7.53%

Nominated candidates and party affiliation

ANGUS Josh	National Party of Australia - NSW
BARR Clayton	Country Labor Party
MURRAY Janet	The Greens NSW
PARKER Chris	Animal Justice Party
RUSSELL Steve	Sustainable Australia (NSW)

Candidates

Number registered: 5	Number nominated: 5
----------------------	---------------------

Election operations

Staffing

Election manager	1
Office assistants	26
Senior office assistants	6
Voting centre managers (including deputy VCMs)	38
Declaration vote issuing officers	55
Election officials	108
Total staff	234

Voting centres

Early voting centres	3
Declared facilities	6
Election day voting centres	31

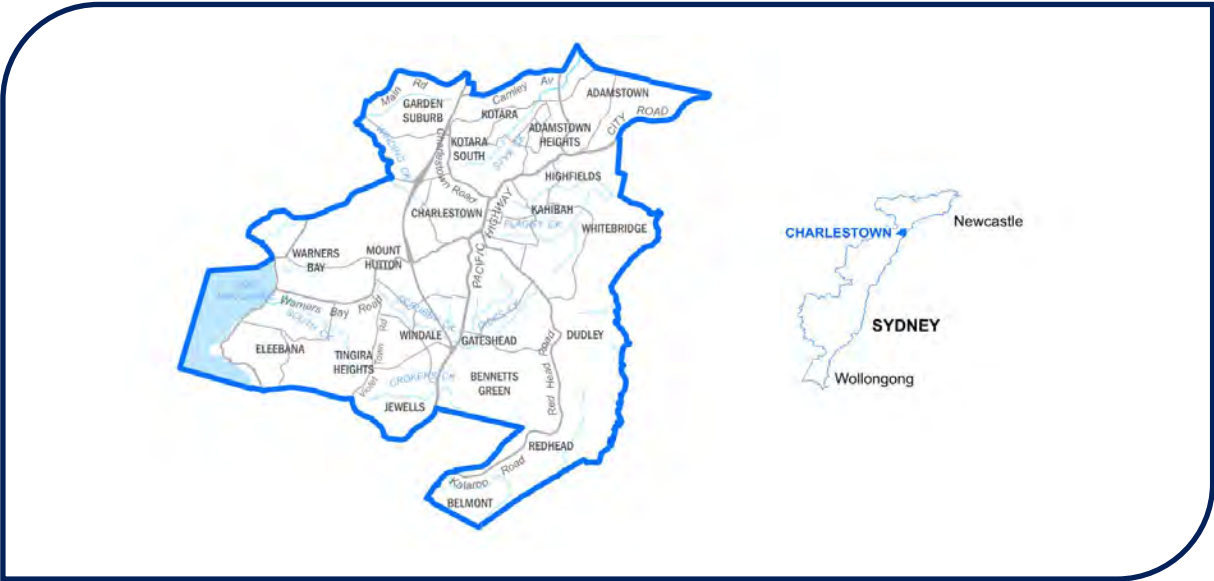
Election manager's office

- Suite 2, 201 Vincent Street, Cessnock NSW 2325

Early voting centre locations

- Cessnock election manager's office
- Kurri Kurri
- Sydney Town Hall

Charlestown



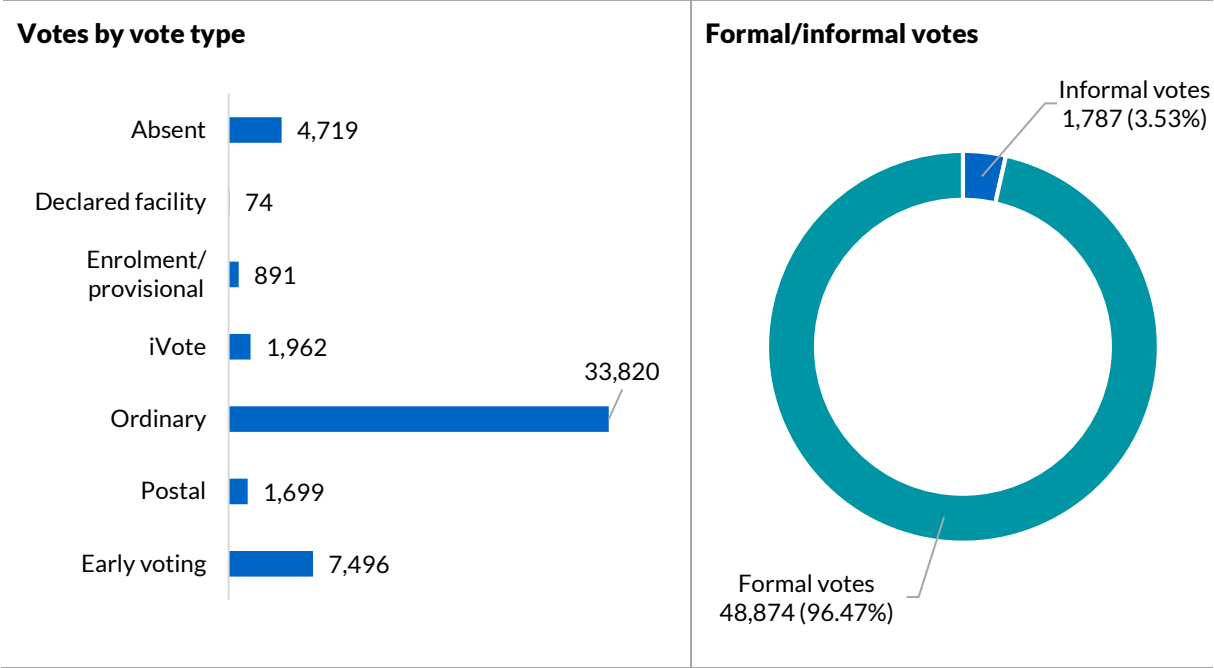
District summary

Successful candidate: HARRISON Jodie, Australian Labor Party (NSW Branch)

Enrolment: 55,720

Total votes: 50,661 **Formal:** 48,874 **Informal:** 1,787 **Formality:** 96.47%

How the district voted



Apparent failure to vote notices issued: 3,372

Apparent failure to vote notices issued as a percentage of the district electoral roll: 6.05%

Nominated candidates and party affiliation

BARRIE Jennifer	The Liberal Party of Australia, New South Wales Division
DOYLE Therese	The Greens NSW
HARRISON Jodie	Australian Labor Party (NSW Branch)
TURNER Richard	Animal Justice Party

Candidates

Number registered: 4	Number nominated: 4
----------------------	---------------------

Election operations

Staffing

Election manager	1
Office assistants	26
Senior office assistants	6
Voting centre managers (including deputy VCMs)	35
Declaration vote issuing officers	52
Election officials	113
Total staff	233

Voting centres

Early voting centres	3
Declared facilities	4
Election day voting centres	25

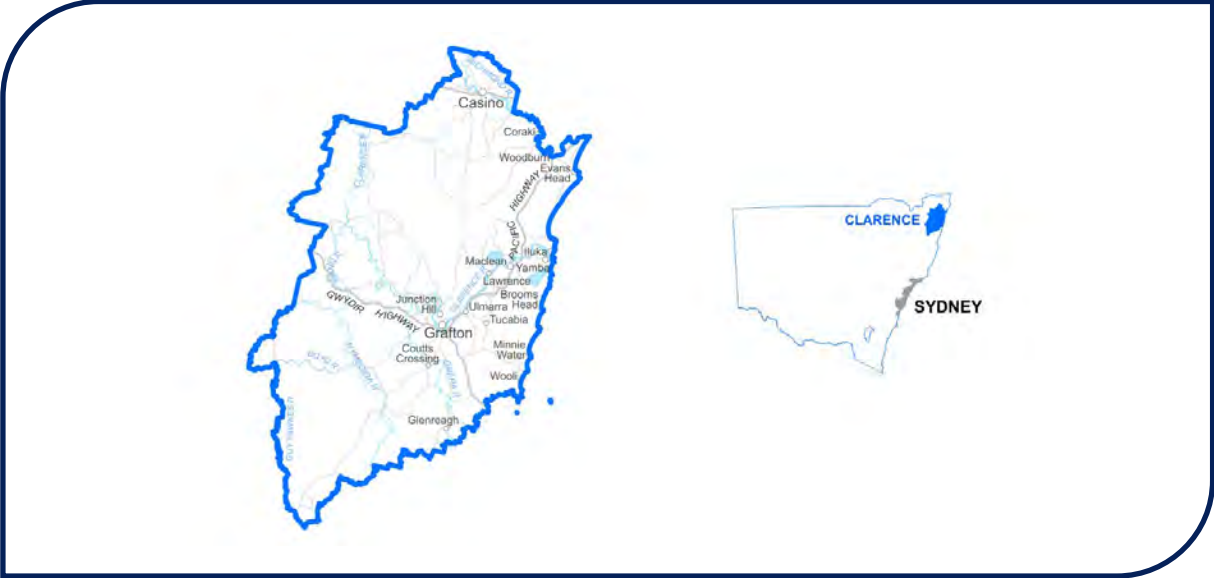
Election manager's office

- Suite 7, Ground Floor, 29 Smith Street, Charlestown NSW 2290

Early voting centre locations

- Charlestown election manager's office
- Newcastle
- Sydney Town Hall

Clarence



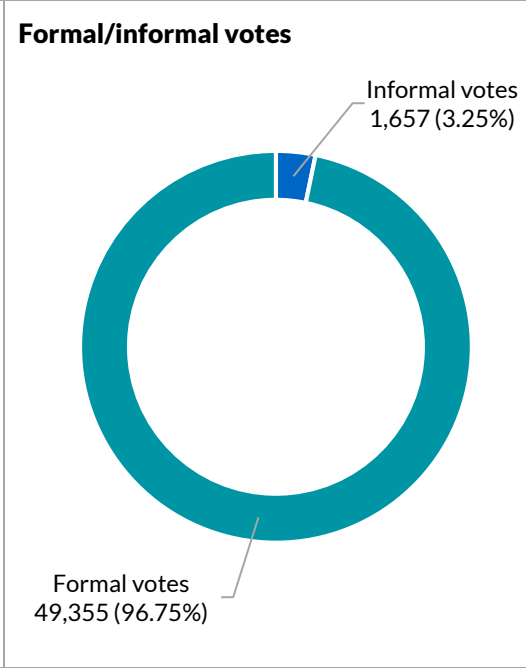
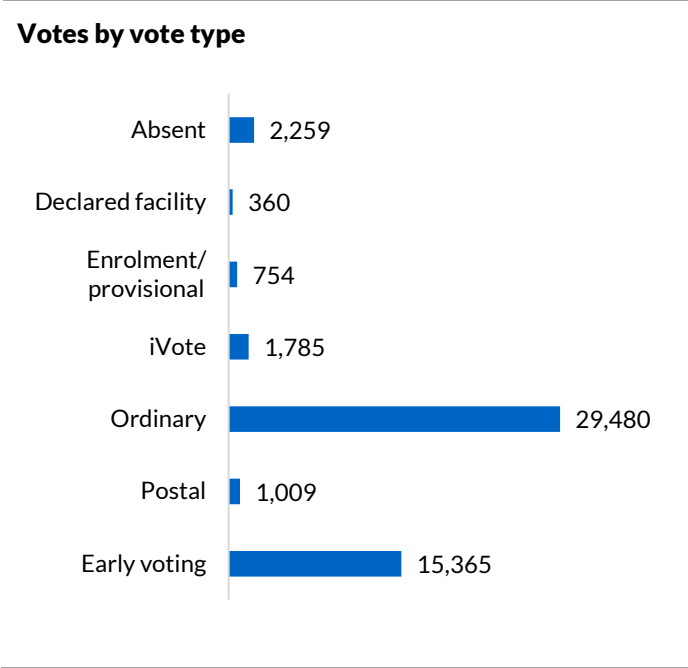
District summary

Successful candidate: GULAPTIS Chris, National Party of Australia - NSW

Enrolment: 56,859

Total votes: 51,012	Formal: 49,355	Informal: 1,657	Formality: 96.75%
----------------------------	-----------------------	------------------------	--------------------------

How the district voted



Apparent failure to vote notices issued: 4,551

Apparent failure to vote notices issued as a percentage of the district electoral roll: 8.00%

Nominated candidates and party affiliation

CANSELL Steve	Shooters, Fishers and Farmers Party (NSW) Incorporated
CLANCY Gregory	The Greens NSW
GILBERT Trent	Country Labor Party
GULAPTIS Chris	National Party of Australia - NSW
KOTIS Thom	Sustainable Australia (NSW)
NOVAK Debrah	Independent

Candidates

Number registered: 6	Number nominated: 6
----------------------	---------------------

Election operations

Staffing

Election manager	1
Office assistants	56
Senior office assistants	9
Voting centre managers (including deputy VCMs)	47
Declaration vote issuing officers	33
Election officials	105
Total staff	251

Voting centres

Early voting centres	5
Declared facilities	12
Election day voting centres	41

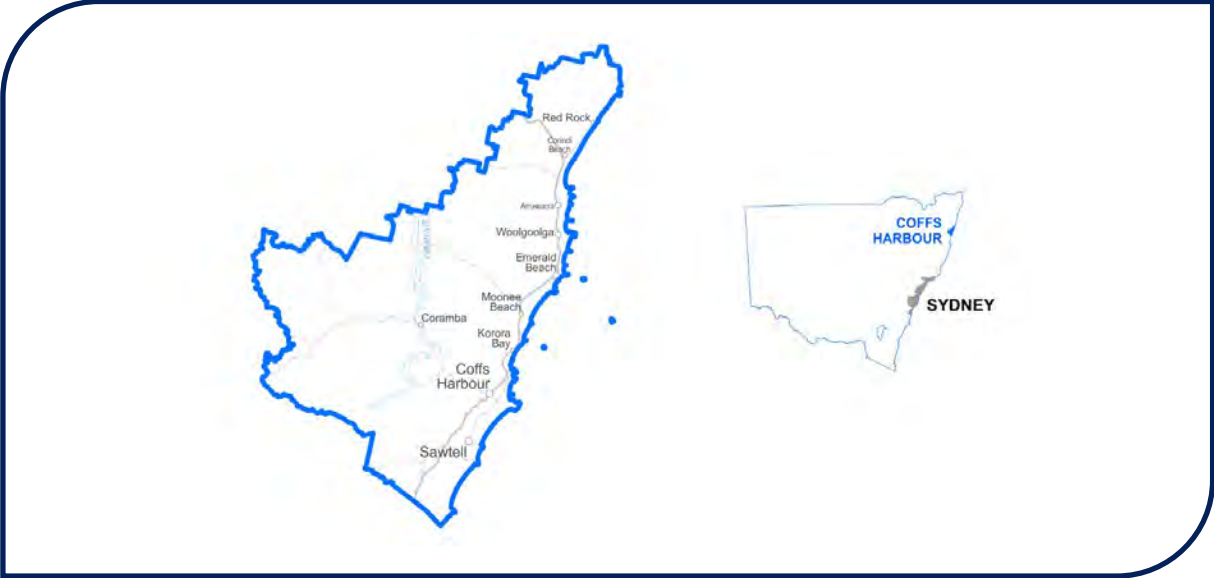
Election manager's office

- Suite 2, 4-10 King Street, Grafton NSW 2460

Early voting centre locations

- Casino
- Clarence election manager's office
- Evans Head
- Maclean
- Sydney Town Hall

Coffs Harbour



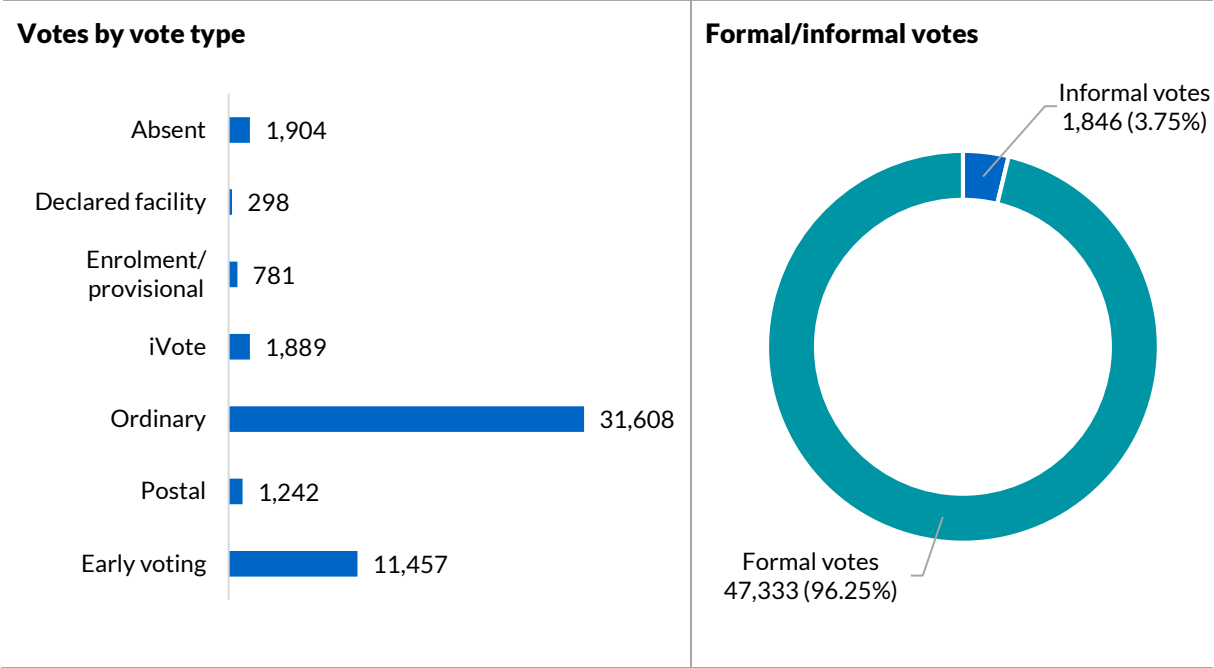
District summary

Successful candidate: SINGH Gurmesh, National Party of Australia - NSW

Enrolment: 55,338

Total votes: 49,179 **Formal:** 47,333 **Informal:** 1,846 **Formality:** 96.25%

How the district voted



Apparent failure to vote notices issued: 4,410

Apparent failure to vote notices issued as a percentage of the district electoral roll: 7.97%

Nominated candidates and party affiliation

CASELL Jonathan	The Greens NSW
DAVIDSON Stuart	Shooters, Fishers and Farmers Party (NSW) Incorporated
JUDGE Tony	Country Labor Party
LEONARD Ann	Independent
MARCHANT Robyn	Animal Justice Party
RENET Gregory	Liberal Democratic Party
SINGH Gurmesh	National Party of Australia - NSW
TOWNLEY Sally	Independent

Candidates

Number registered: 8	Number nominated: 8
----------------------	---------------------

Election operations

Staffing

Election manager	1
Office assistants	67
Senior office assistants	5
Voting centre managers (including deputy VCMs)	36
Declaration vote issuing officers	42
Election officials	110
Total staff	261

Voting centres

Early voting centres	2
Declared facilities	8
Election day voting centres	24

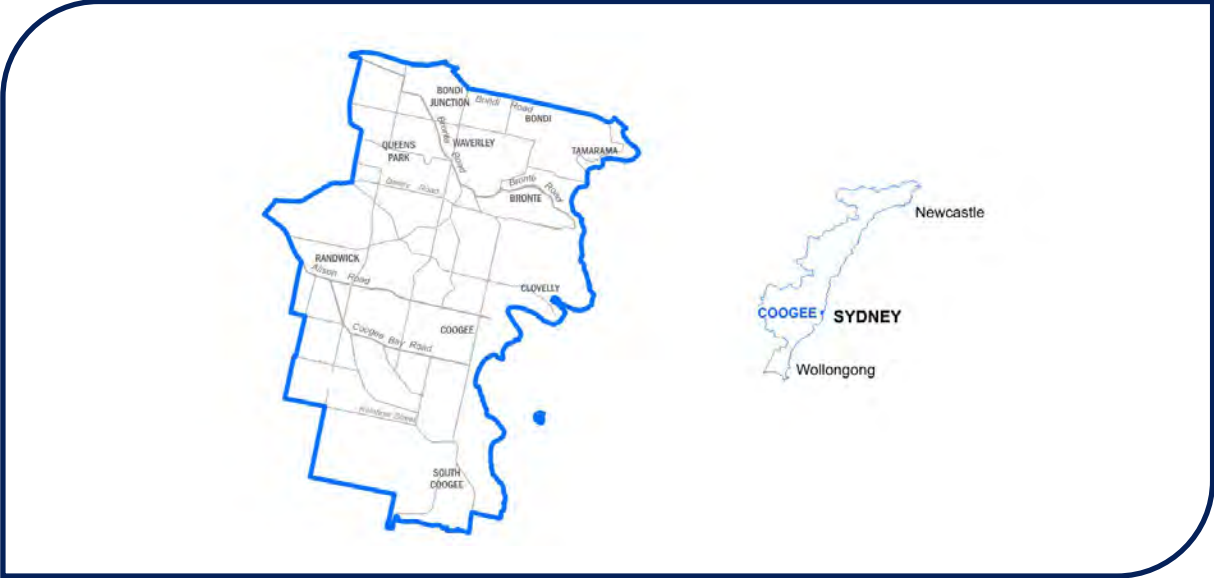
Election manager's office

- Norm Jordan Pavilion, Coffs Harbour Showground, 123 Pacific Highway Coffs Harbour NSW 2450

Early voting centre locations

- Coffs Harbour election manager's office
- Sydney Town Hall

Coogee



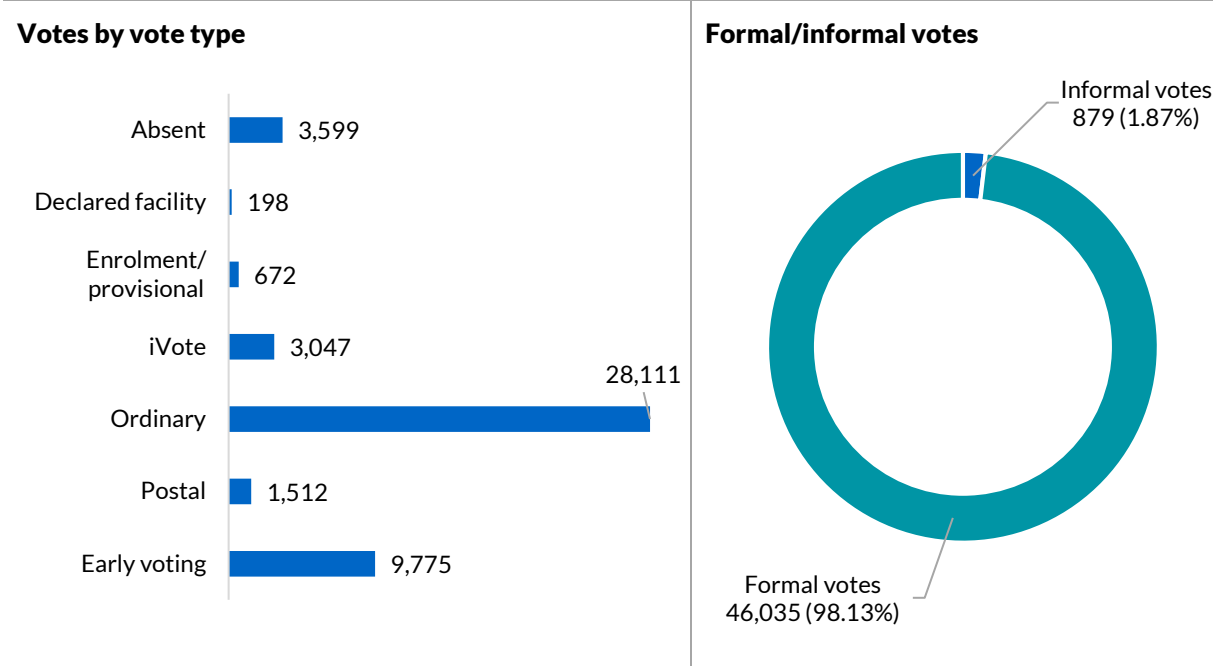
District summary

Successful candidate: O'NEILL Marjorie, Australian Labor Party (NSW Branch)

Enrolment: 55,037

Total votes: 46,914 **Formal:** 46,035 **Informal:** 879 **Formality:** 98.13%

How the district voted



Apparent failure to vote notices issued: 5,154

Apparent failure to vote notices issued as a percentage of the district electoral roll: 9.36%

Nominated candidates and party affiliation

GARROD Simon	Animal Justice Party
MURRAY Lluisa	Sustainable Australia (NSW)
NOTLEY-SMITH Bruce	The Liberal Party of Australia, New South Wales Division
O'BRIEN Ciaran	The Small Business Party
O'DONOGHUE Joseph	Keep Sydney Open Party
O'NEILL Marjorie	Australian Labor Party (NSW Branch)
SHUREY Lindsay	The Greens NSW
TURNBULL Josh	Shooters, Fishers and Farmers Party (NSW) Incorporated

Candidates

Number registered: 8	Number nominated: 8
----------------------	---------------------

Election operations

Staffing

Election manager	1
Office assistants	31
Senior office assistants	6
Voting centre managers (including deputy VCMs)	34
Declaration vote issuing officers	75
Election officials	103
Total staff	250

Voting centres

Early voting centres	3
Declared facilities	9
Election day voting centres	22

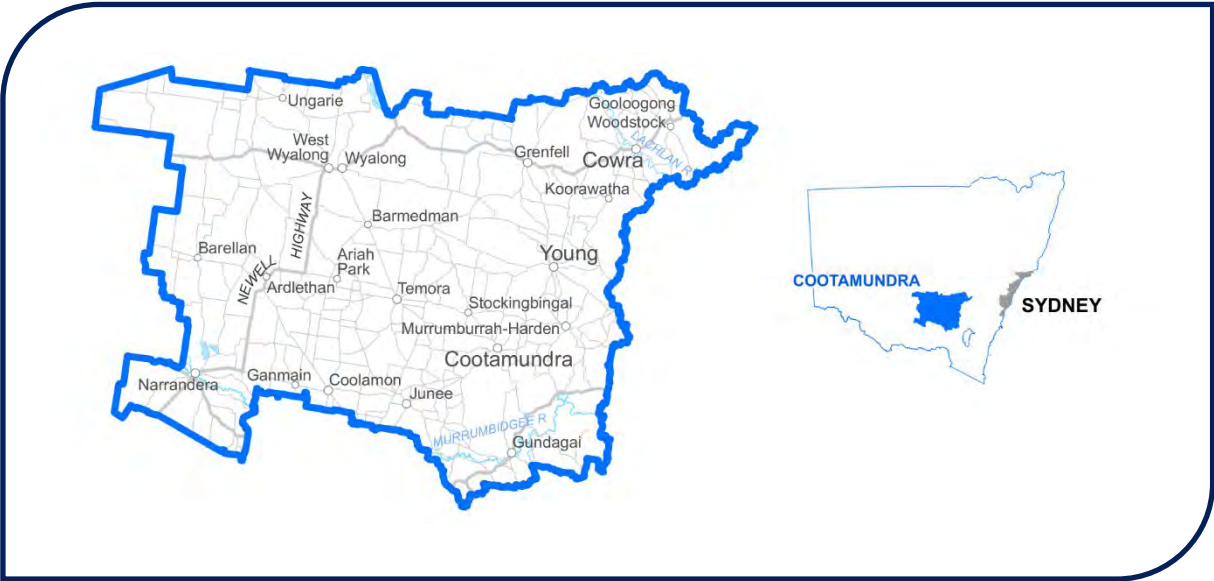
Election manager's office

- 22-24 Belmore Road, Randwick NSW 2031

Early voting centre locations

- Bondi Junction
- Coogee election manager's office
- Sydney Town Hall

Cootamundra



District summary

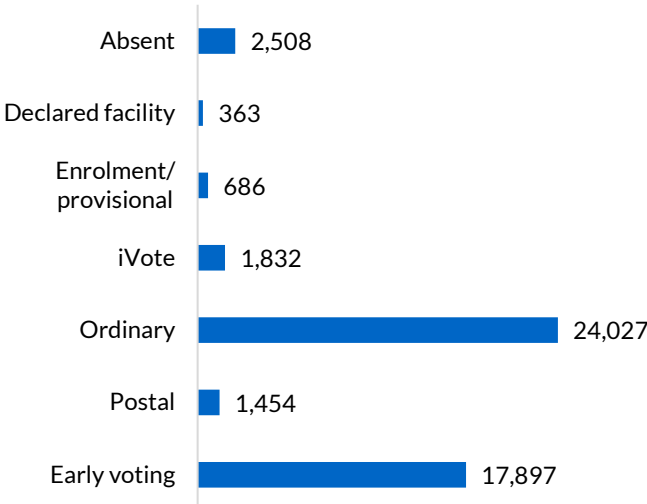
Successful candidate: COOKE Steph, National Party of Australia - NSW

Enrolment: 53,474

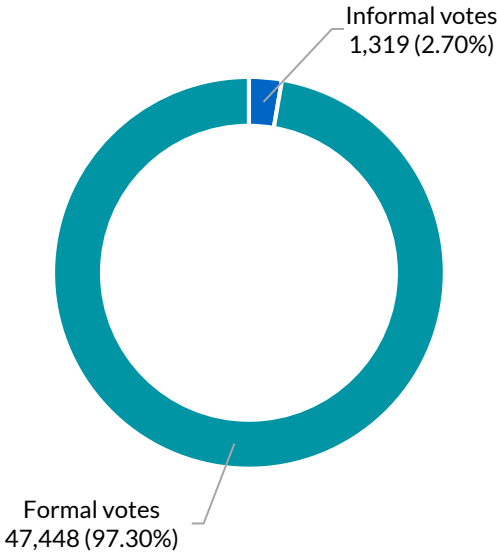
Total votes: 48,767 **Formal:** 47,448 **Informal:** 1,319 **Formality:** 97.30%

How the district voted

Votes by vote type



Formal/informal votes



Apparent failure to vote notices issued: 3,338

Apparent failure to vote notices issued as a percentage of the district electoral roll: 6.24%

Nominated candidates and party affiliation

COOKE Steph	National Party of Australia - NSW
COSTELLO Joseph	Sustainable Australia (NSW)
DOUGLASS Mark	Country Labor Party
PASSLOW Jeffrey	The Greens NSW
SALEAM Jim	
STADTMILLER Matthew	Shooters, Fishers and Farmers Party (NSW) Incorporated

Candidates

Number registered: 7	Number nominated: 6
----------------------	---------------------

Election operations

Staffing

Election manager	1
Office assistants	93
Senior office assistants	11
Voting centre managers (including deputy VCMs)	51
Declaration vote issuing officers	31
Election officials	106
Total staff	293

Voting centres

Early voting centres	8
Declared facilities	20
Election day voting centres	47

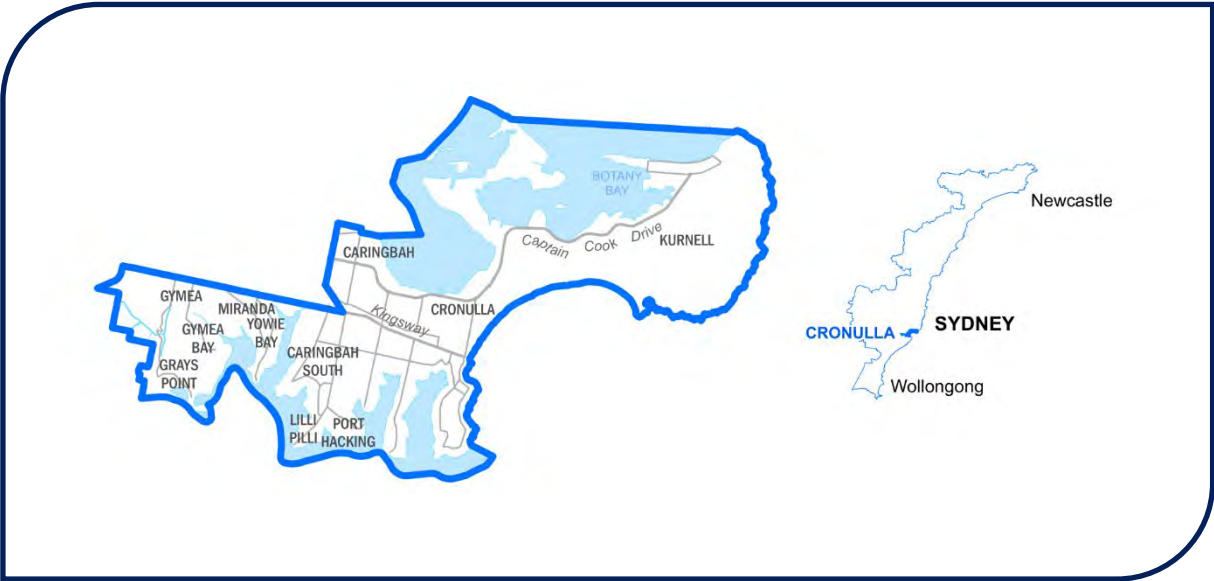
Election manager's office

- 5/244 Hoskins Street, Temora NSW 2666

Early voting centre locations

- Cootamundra election manager's office
- Cootamundra
- Cowra
- Junee
- Narrandera
- Sydney Town Hall
- West Wyalong
- Young

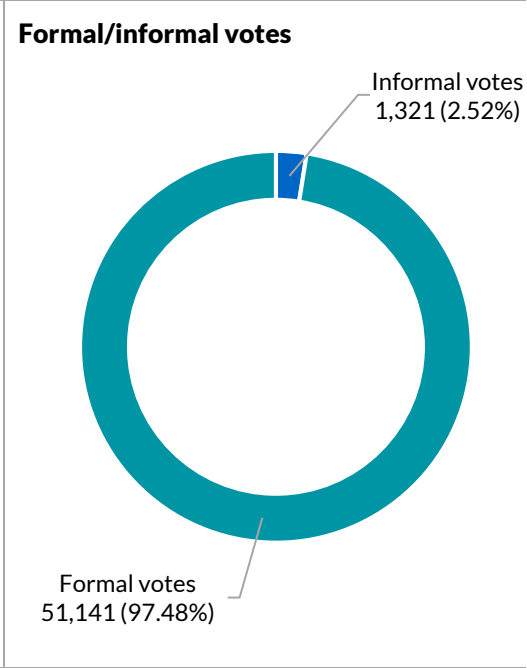
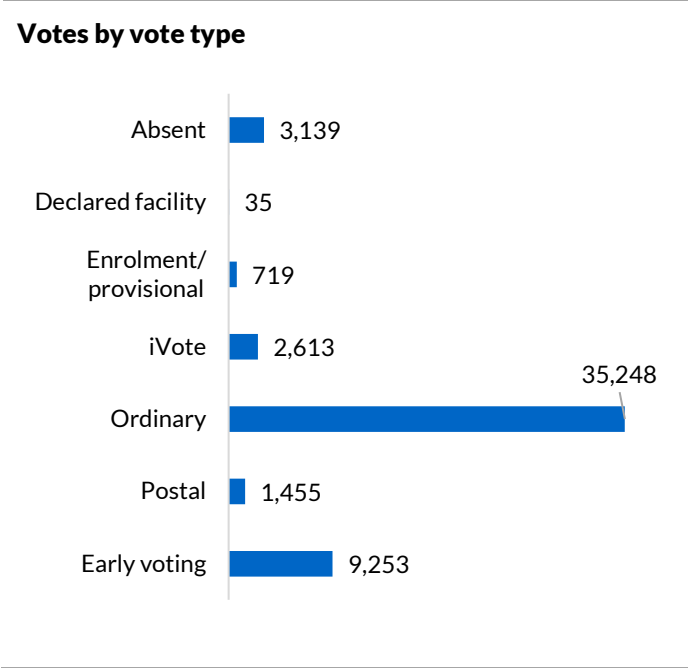
Cronulla



District summary

Successful candidate: SPEAKMAN Mark, The Liberal Party of Australia, New South Wales Division
Enrolment: 57,275
Total votes: 52,462
Formal: 51,141
Informal: 1,321
Formality: 97.48%

How the district voted



Apparent failure to vote notices issued: 2,829

Apparent failure to vote notices issued as a percentage of the district electoral roll: 4.94%

Nominated candidates and party affiliation

BURRIEL Phillip	Keep Sydney Open Party
DOIG Jon	The Greens NSW
FARHART Teresa	Australian Labor Party (NSW Branch)
MORAN Richard	Sustainable Australia (NSW)
SPEAKMAN Mark	The Liberal Party of Australia, New South Wales Division

Candidates

Number registered: 5	Number nominated: 5
----------------------	---------------------

Election operations

Staffing

Election manager	1
Office assistants	46
Senior office assistants	8
Voting centre managers (including deputy VCMs)	32
Declaration vote issuing officers	52
Election officials	114
Total staff	253

Voting centres

Early voting centres	5
Declared facilities	1
Election day voting centres	21

Election manager's office

- 49B Captain Cook Drive, Caringbah NSW 2229

Early voting centre locations

- Cronulla election manager's office
- Cronulla
- Miranda
- Sutherland
- Sydney Town Hall

Davidson



District summary

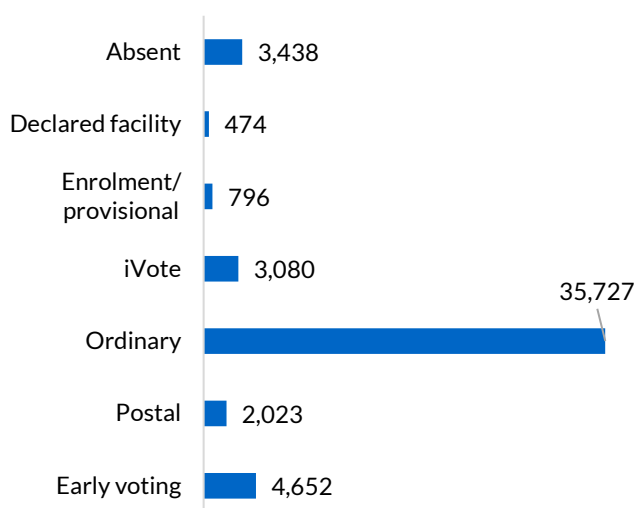
Successful candidate: O'DEA Jonathan, The Liberal Party of Australia, New South Wales Division

Enrolment: 54,940

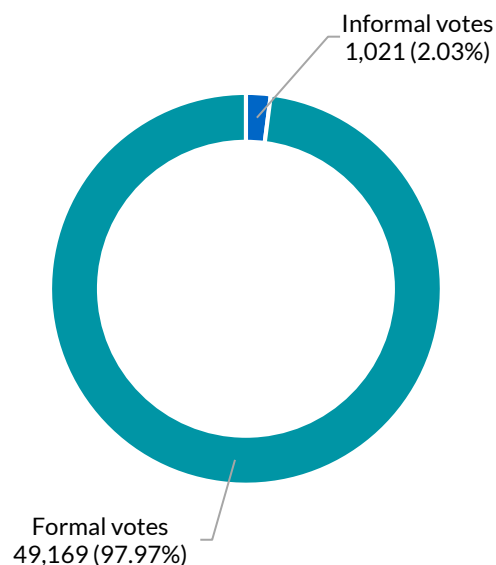
Total votes: 50,190 **Formal:** 49,169 **Informal:** 1,021 **Formality:** 97.97%

How the district voted

Votes by vote type



Formal/informal votes



Apparent failure to vote notices issued: 2,385

Apparent failure to vote notices issued as a percentage of the district electoral roll: 4.34%

Nominated candidates and party affiliation

DAVIS Felicity	The Greens NSW
MOLLOY Stephen	Sustainable Australia (NSW)
O'DEA Jonathan	The Liberal Party of Australia, New South Wales Division
SHTEYMAN Jacob	Keep Sydney Open Party
VON BORNEMANN Joe	Australian Labor Party (NSW Branch)

Candidates

Number registered: 5	Number nominated: 5
----------------------	---------------------

Election operations

Staffing

Election manager	1
Office assistants	48
Senior office assistants	8
Voting centre managers (including deputy VCMs)	37
Declaration vote issuing officers	54
Election officials	111
Total staff	259

Voting centres

Early voting centres	4
Declared facilities	6
Election day voting centres	25

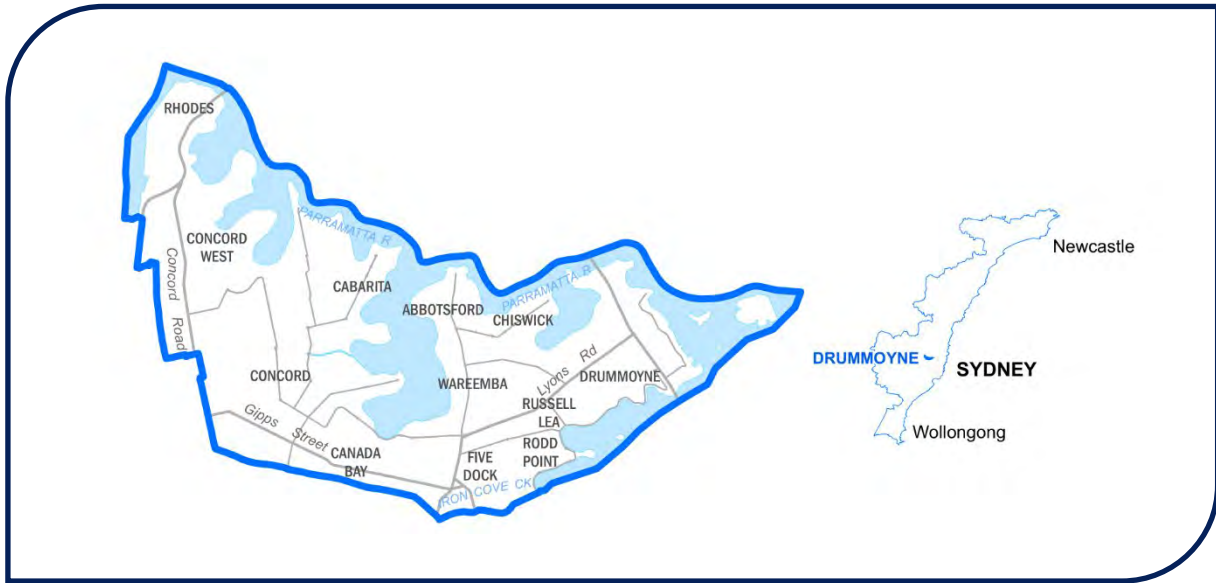
Election manager's office

- G05, 15,16, 17, 169-177 Mona Vale Road, St Ives NSW 2075

Early voting centre locations

- Davidson election manager's office
- Frenchs Forest
- Gordon
- Sydney Town Hall

Drummoyne



District summary

Successful candidate: SIDOTI John, The Liberal Party of Australia, New South Wales Division

Enrolment: 53,969

Total votes: 48,566

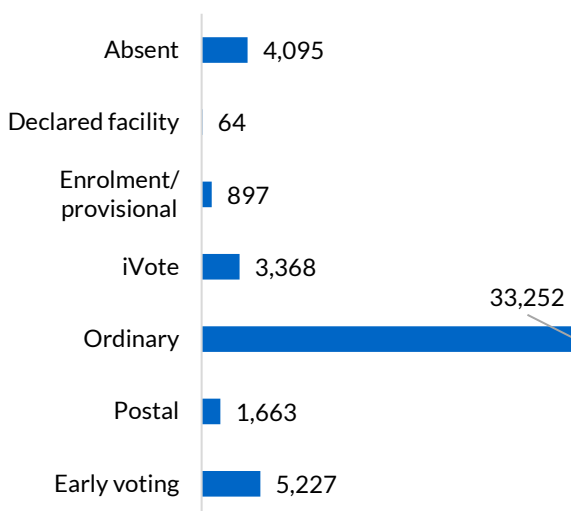
Formal: 47,464

Informal: 1,102

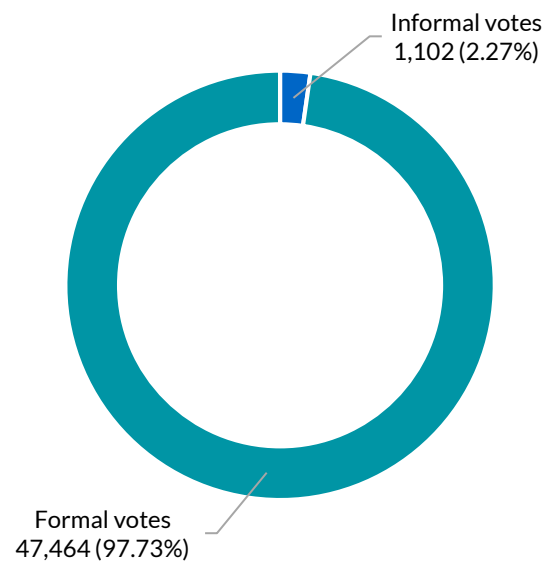
Formality: 97.73%

How the district voted

Votes by vote type



Formal/informal votes



Apparent failure to vote notices issued: 3,334

Apparent failure to vote notices issued as a percentage of the district electoral roll: 6.18%

Nominated candidates and party affiliation

HORE Tom	Australian Labor Party (NSW Branch)
JAGO Charles	The Greens NSW
ROBERTS David	Keep Sydney Open Party
SAIDI Maurice	Animal Justice Party
SIDOTI John	The Liberal Party of Australia, New South Wales Division

Candidates

Number registered: 5	Number nominated: 5
----------------------	---------------------

Election operations

Staffing

Election manager	1
Office assistants	35
Senior office assistants	7
Voting centre managers (including deputy VCMs)	31
Declaration vote issuing officers	54
Election officials	118
Total staff	246

Voting centres

Early voting centres	3
Declared facilities	5
Election day voting centres	18

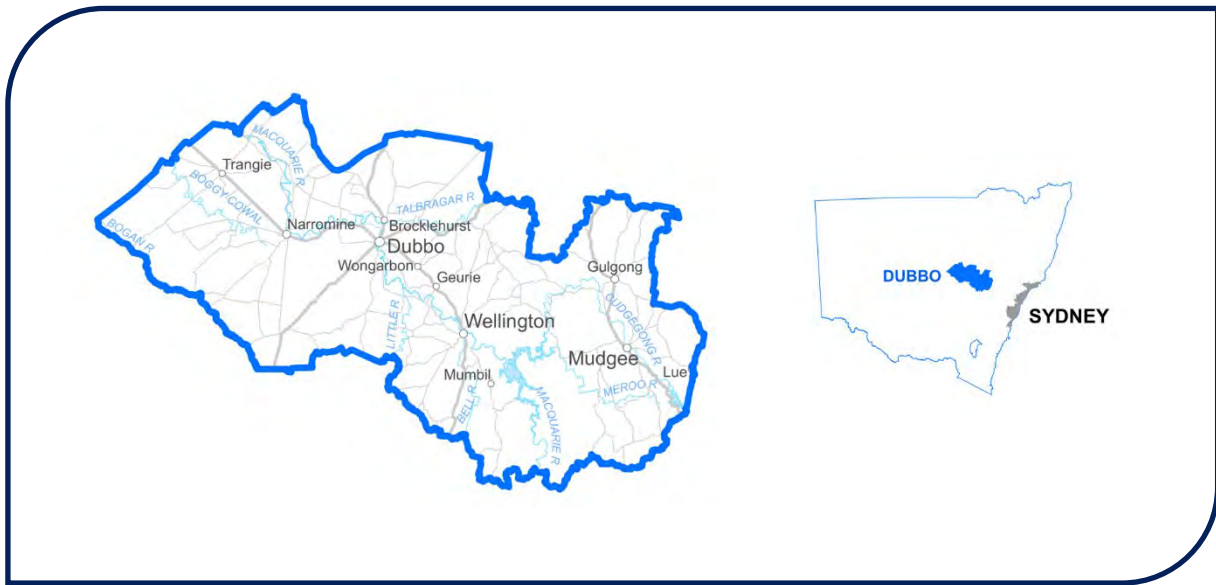
Election manager's office

- Shops 2,3 & 4, 150 - 158 Victoria Road, Drummoyne NSW 2047

Early voting centre locations

- Drummoyne election manager's office
- Rhodes
- Sydney Town Hall

Dubbo



District summary

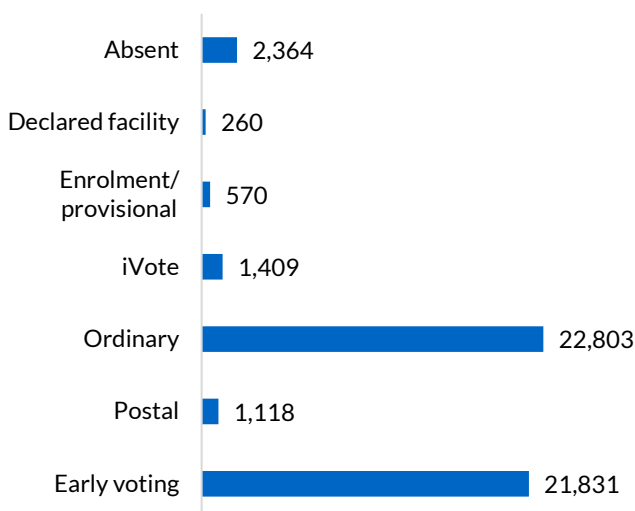
Successful candidate: SAUNDERS Dugald, National Party of Australia - NSW

Enrolment: 55,962

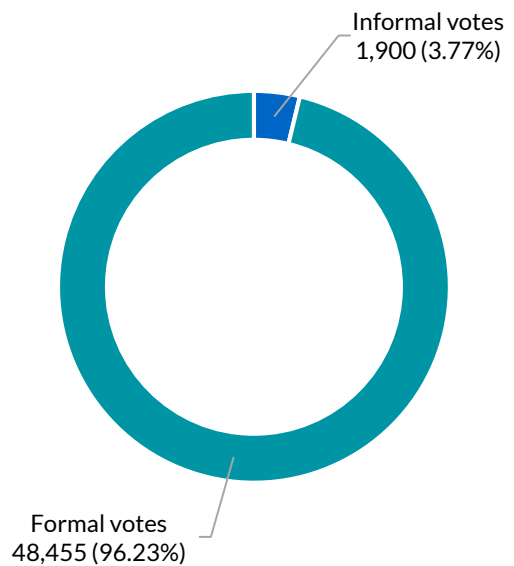
Total votes: 50,355 **Formal:** 48,455 **Informal:** 1,900 **Formality:** 96.23%

How the district voted

Votes by vote type



Formal/informal votes



Apparent failure to vote notices issued: 4,180

Apparent failure to vote notices issued as a percentage of the district electoral roll: 7.47%

Nominated candidates and party affiliation

COTTERILL Joanne	Flux NSW
DICKERSON Mathew	Independent
LAWRENCE Stephen	Country Labor Party
PRYOR Rod	The Greens NSW
QUEALY Lara	Shooters, Fishers and Farmers Party (NSW) Incorporated
SALTER April	Australian Conservatives (NSW)
SAUNDERS Dugald	National Party of Australia - NSW

Candidates

Number registered: 7	Number nominated: 7
----------------------	---------------------

Election operations

Staffing

Election manager	1
Office assistants	55
Senior office assistants	8
Voting centre managers (including deputy VCMs)	31
Declaration vote issuing officers	39
Election officials	85
Total staff	219

Voting centres

Early voting centres	5
Declared facilities	13
Election day voting centres	25

Election manager's office

- Shop 2, 70 Talbragar Street, Dubbo NSW 2830

Early voting centre locations

- Dubbo election manager's office
- Narromine
- Wellington
- Mudgee
- Sydney Town Hall

East Hills



District summary

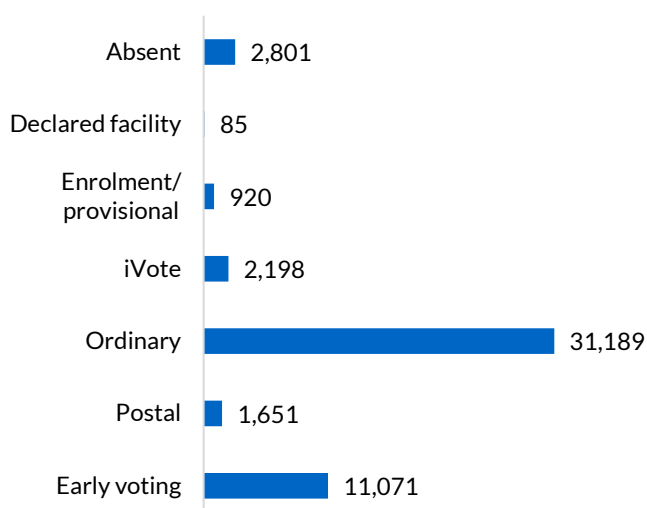
Successful candidate: LINDSAY Wendy, The Liberal Party of Australia, New South Wales Division

Enrolment: 55,144

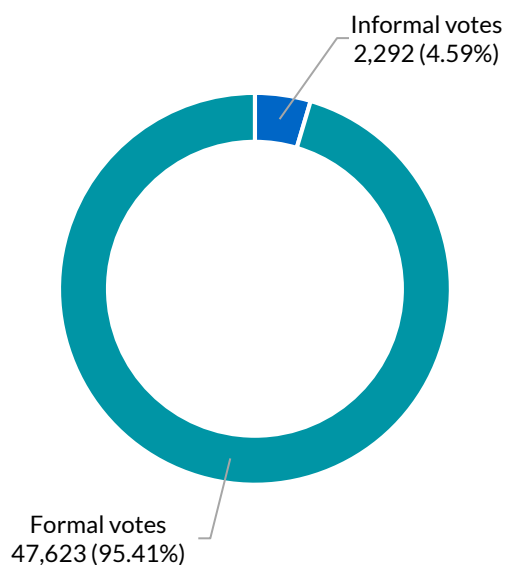
Total votes: 49,915 **Formal:** 47,623 **Informal:** 2,292 **Formality:** 95.41%

How the district voted

Votes by vote type



Formal/informal votes



Apparent failure to vote notices issued: 3,372

Apparent failure to vote notices issued as a percentage of the district electoral roll: 6.11%

Nominated candidates and party affiliation

BARNES Heather	Animal Justice Party
BROGAN Chris	Independent
BUTT Owen	Christian Democratic Party (Fred Nile Group)
LINDSAY Wendy	The Liberal Party of Australia, New South Wales Division
MADDOCK Lisa	Keep Sydney Open Party
MURPHY Cameron	Australian Labor Party (NSW Branch)
VIRAGO Suzan	The Greens NSW

Candidates

Number registered: 8	Number nominated: 7
----------------------	---------------------

Election operations

Staffing

Election manager	1
Office assistants	30
Senior office assistants	7
Voting centre managers (including deputy VCMs)	33
Declaration vote issuing officers	46
Election officials	105
Total staff	222

Voting centres

Early voting centres	4
Declared facilities	4
Election day voting centres	22

Election manager's office

- 4/42-50 Violet Street, Revesby NSW 2212

Early voting centre locations

- Bankstown
- East Hills election manager's office
- Revesby
- Sydney Town Hall

Epping



District summary

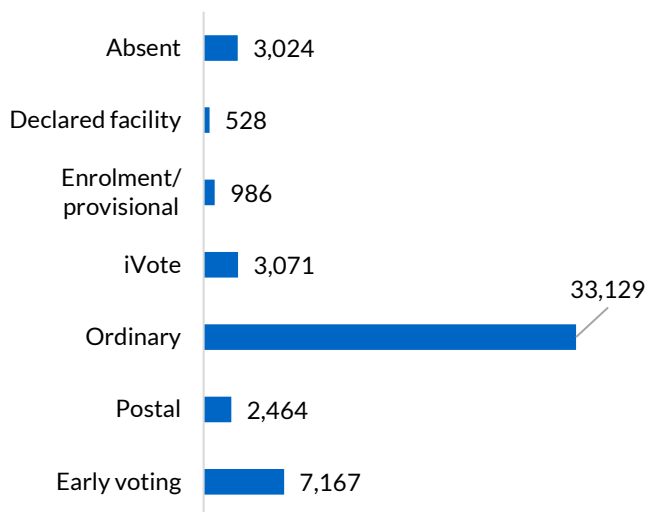
Successful candidate: PERROTTET Dominic, The Liberal Party of Australia, New South Wales Division

Enrolment: 54,489

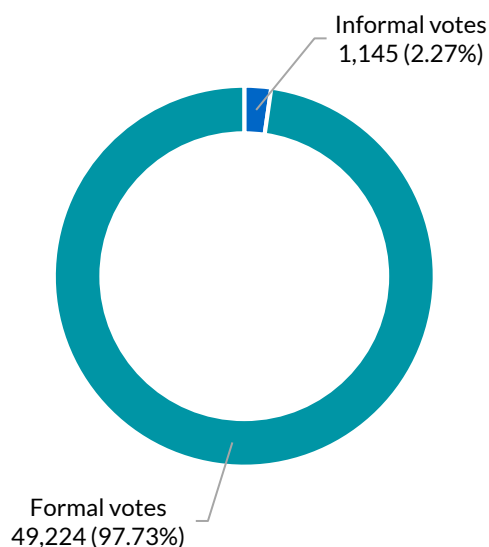
Total votes: 50,369 **Formal:** 49,224 **Informal:** 1,145 **Formality:** 97.73%

How the district voted

Votes by vote type



Formal/informal votes



Apparent failure to vote notices issued: 2,325

Apparent failure to vote notices issued as a percentage of the district electoral roll: 4.27%

Nominated candidates and party affiliation

LYNDON Samuel	Keep Sydney Open Party
MARGAN Simon	The Greens NSW
MASCARENHAS Alan	Australian Labor Party (NSW Branch)
PERROTTEY Dominic	The Liberal Party of Australia, New South Wales Division
WATERSON Victor	Independent

Candidates

Number registered: 5	Number nominated: 5
----------------------	---------------------

Election operations

Staffing

Election manager	1
Office assistants	22
Senior office assistants	6
Voting centre managers (including deputy VCMs)	32
Declaration vote issuing officers	54
Election officials	112
Total staff	227

Voting centres

Early voting centres	3
Declared facilities	9
Election day voting centres	22

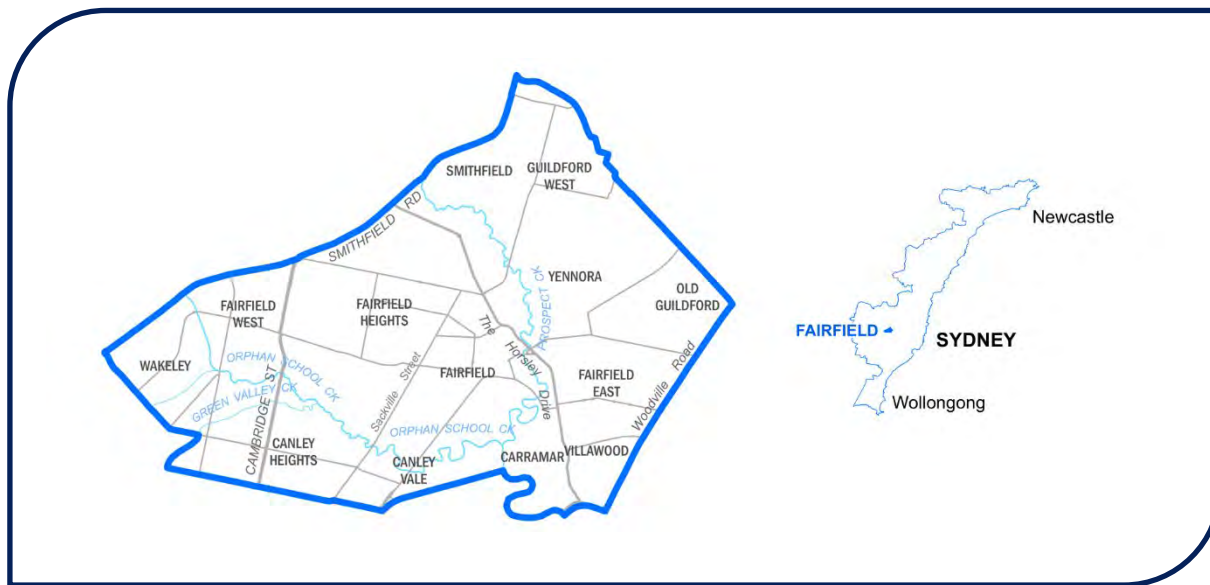
Election manager's office

- Suite 3.01, 16-18 Bridge Street, Epping NSW 2121

Early voting centre locations

- Castle Hill
- Epping election manager's office
- Sydney Town Hall

Fairfield



District summary

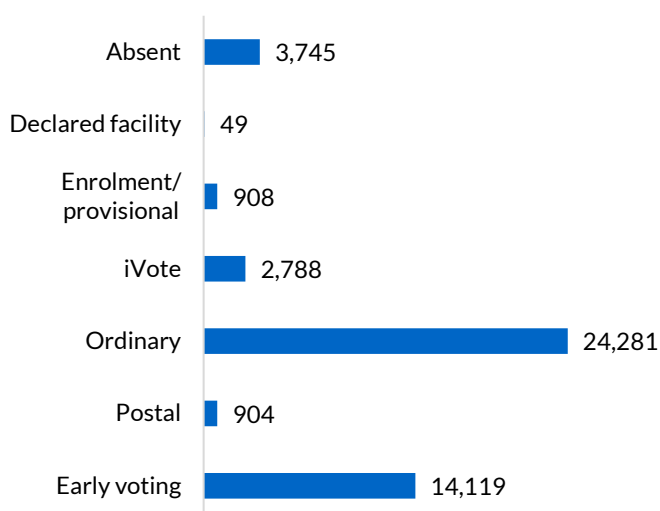
Successful candidate: ZANGARI Guy, Australian Labor Party (NSW Branch)

Enrolment: 53,676

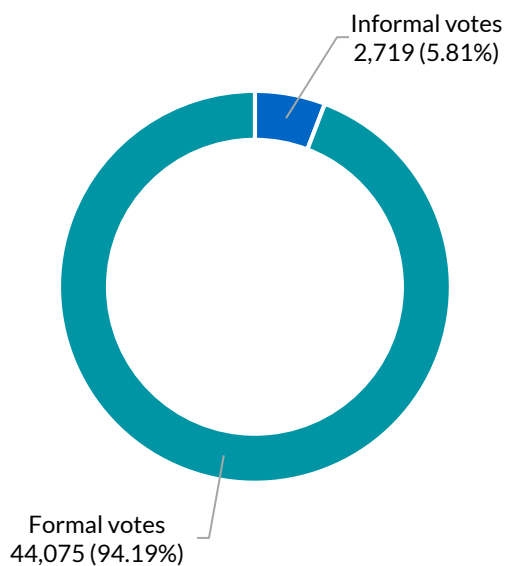
Total votes: 46,794 **Formal:** 44,075 **Informal:** 2,719 **Formality:** 94.19%

How the district voted

Votes by vote type



Formal/informal votes



Apparent failure to vote notices issued: 4,946

Apparent failure to vote notices issued as a percentage of the district electoral roll: 9.21%

Nominated candidates and party affiliation

GEORGIS Sam	Christian Democratic Party (Fred Nile Group)
O'NEILL Astrid	The Greens NSW
YOUKHANA Sabah (Sam)	The Liberal Party of Australia, New South Wales Division
ZANGARI Guy	Australian Labor Party (NSW Branch)

Candidates

Number registered: 5	Number nominated: 4
----------------------	---------------------

Election operations

Staffing

Election manager	1
Office assistants	44
Senior office assistants	6
Voting centre managers (including deputy VCMs)	33
Declaration vote issuing officers	48
Election officials	94
Total staff	226

Voting centres

Early voting centres	3
Declared facilities	2
Election day voting centres	21

Election manager's office

- 33-35 Ware Street, Fairfield NSW 2165

Early voting centre locations

- Cabramatta
- Fairfield election manager's office
- Sydney Town Hall

Gosford



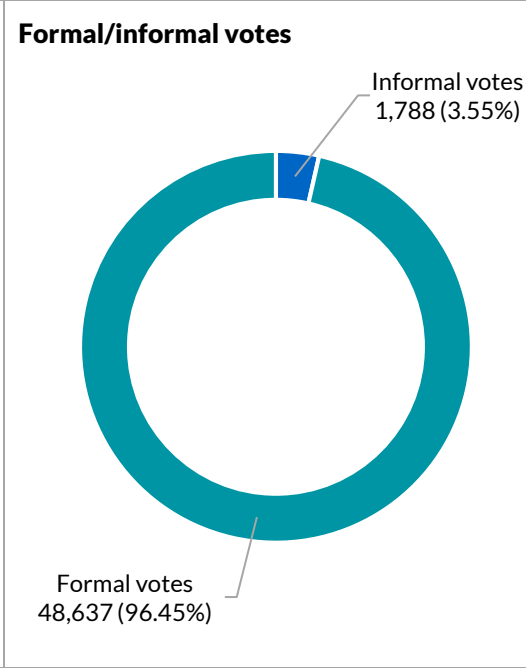
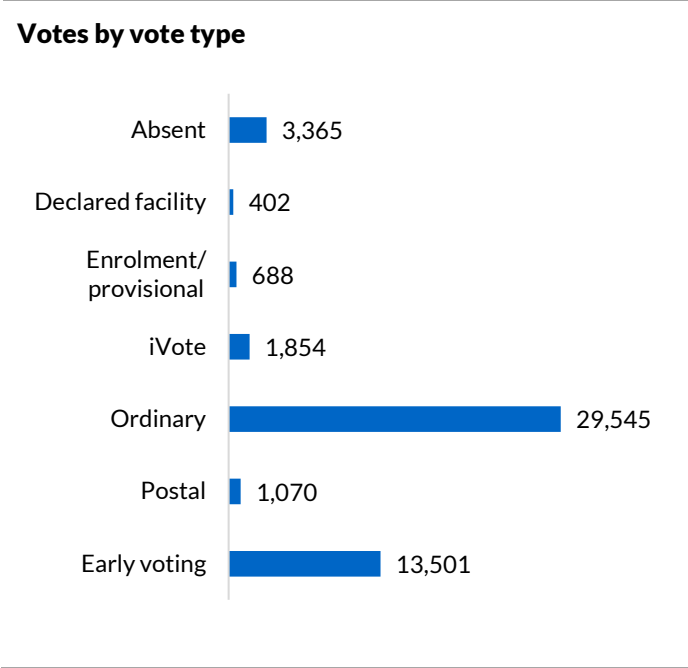
District summary

Successful candidate: TESCH Liesl, Australian Labor Party (NSW Branch)

Enrolment: 56,435

Total votes: 50,425	Formal: 48,637	Informal: 1,788	Formality: 96.45%
----------------------------	-----------------------	------------------------	--------------------------

How the district voted



Apparent failure to vote notices issued: 3,913

Apparent failure to vote notices issued as a percentage of the district electoral roll: 6.93%

Nominated candidates and party affiliation

DENGATE Susan	The Liberal Party of Australia, New South Wales Division
FREEMAN Larry	Shooters, Fishers and Farmers Party (NSW) Incorporated
MORRIS Hillary	The Greens NSW
MURPHY Patrick	Animal Justice Party
SINGER Judy	Sustainable Australia (NSW)
TESCH Liesl	Australian Labor Party (NSW Branch)

Candidates

Number registered: 6	Number nominated: 6
----------------------	---------------------

Election operations

Staffing

Election manager	1
Office assistants	55
Senior office assistants	9
Voting centre managers (including deputy VCMs)	35
Declaration vote issuing officers	50
Election officials	96
Total staff	246

Voting centres

Early voting centres	4
Declared facilities	9
Election day voting centres	27

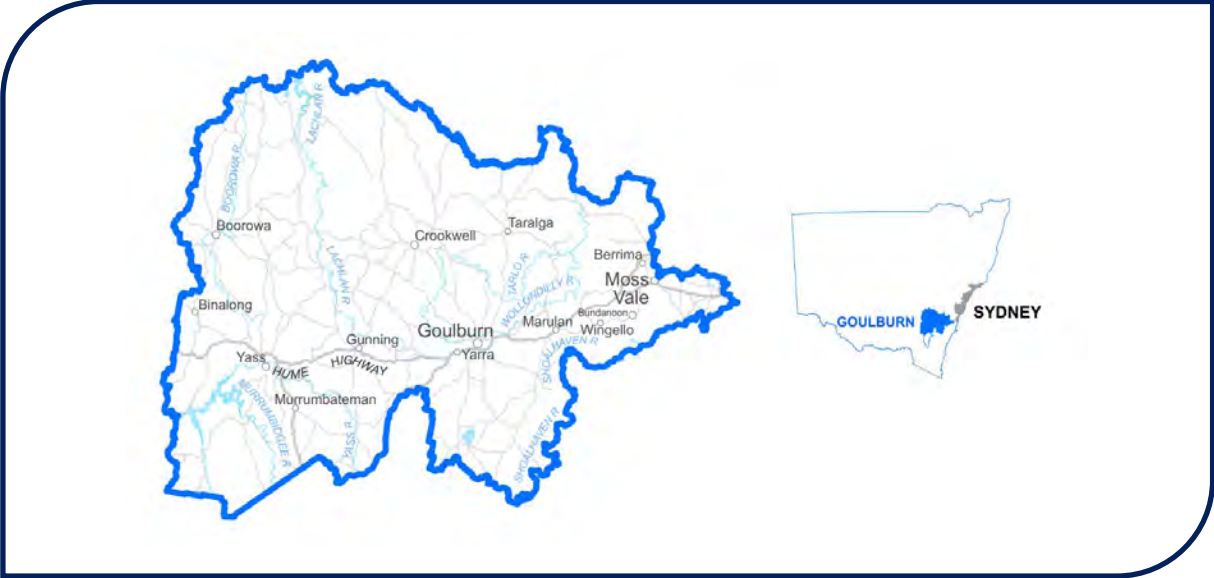
Election manager's office

- Suites 23 & 24, Ground Floor, 237 Mann Street, Gosford NSW 2250

Early voting centre locations

- Erina
- Gosford election manager's office
- Sydney Town Hall
- Woy Woy

Goulburn



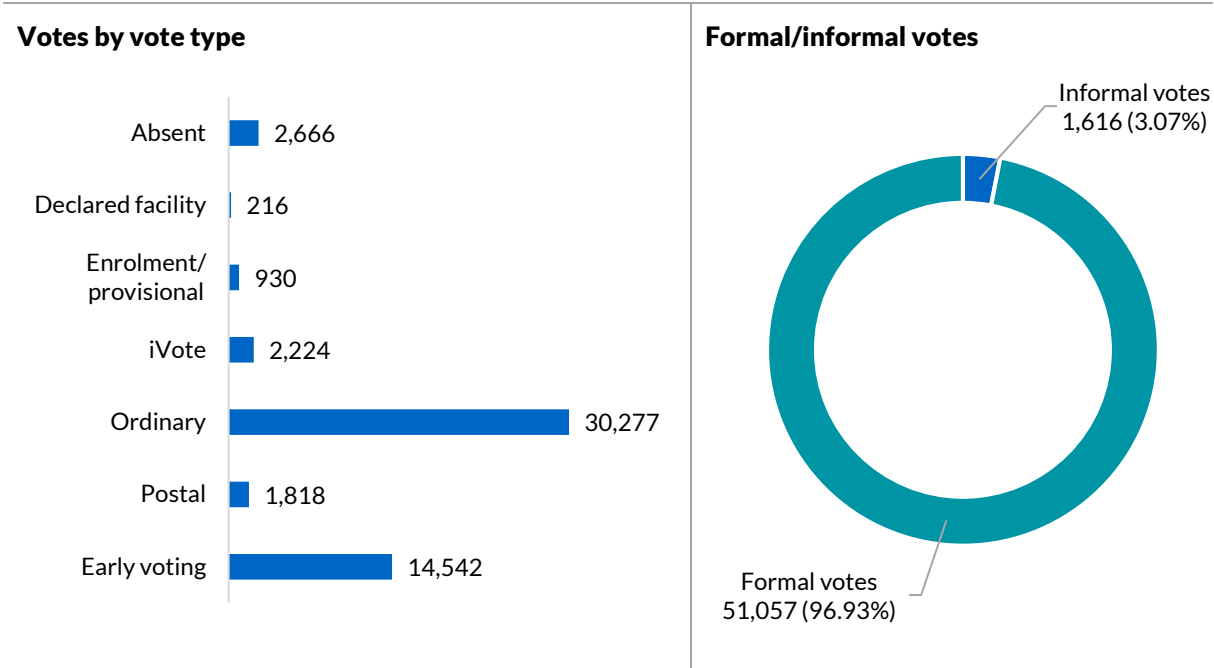
District summary

Successful candidate: TUCKERMAN Wendy, The Liberal Party of Australia, New South Wales Division

Enrolment: 57,564

Total votes: 52,673 **Formal:** 51,057 **Informal:** 1,616 **Formality:** 96.93%

How the district voted



Apparent failure to vote notices issued: 3,292

Apparent failure to vote notices issued as a percentage of the district electoral roll: 5.72%

Nominated candidates and party affiliation

ECKER Saan	The Greens NSW
KEENAN Tracey	Animal Justice Party
McCRAE Dean	Liberal Democratic Party
ORCHARD Richard	Pauline Hanson's One Nation
STEPHENS Ursula	Country Labor Party
TUCKERMAN Wendy	The Liberal Party of Australia, New South Wales Division
WOOD Andy	Shooters, Fishers and Farmers Party (NSW) Incorporated

Candidates

Number registered: 7	Number nominated: 7
----------------------	---------------------

Election operations

Staffing

Election manager	1
Office assistants	40
Senior office assistants	7
Voting centre managers (including deputy VCMs)	45
Declaration vote issuing officers	49
Election officials	98
Total staff	240

Voting centres

Early voting centres	4
Declared facilities	12
Election day voting centres	40

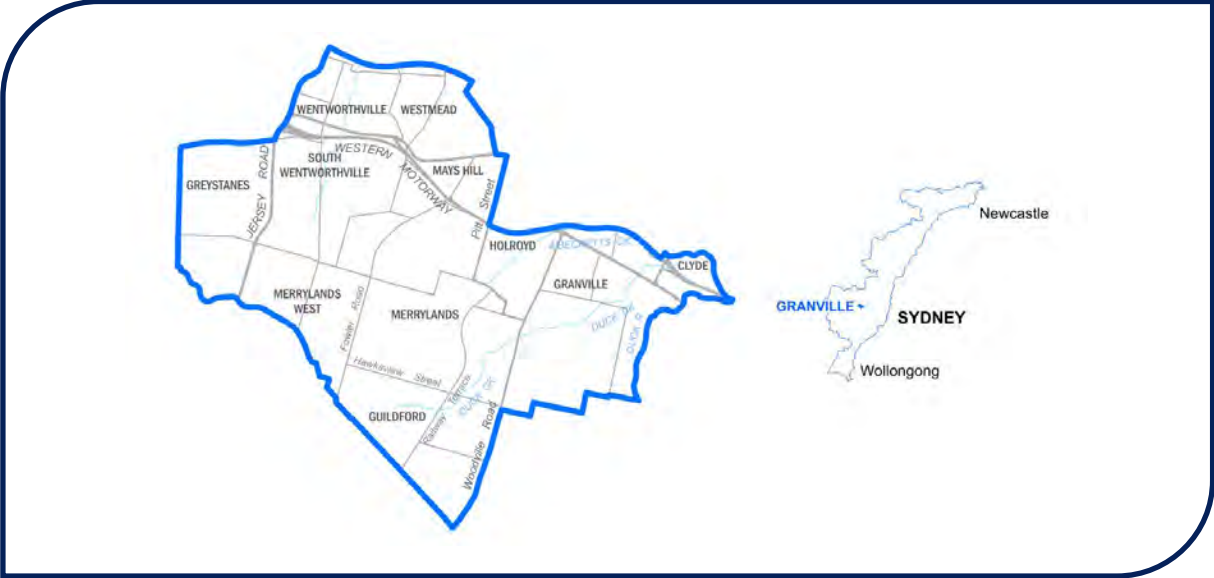
Election manager's office

- Shop 4, 238 Sloane Street, Goulburn NSW 2580

Early voting centre locations

- Goulburn election manager's office
- Mittagong
- Sydney Town Hall
- Yass

Granville



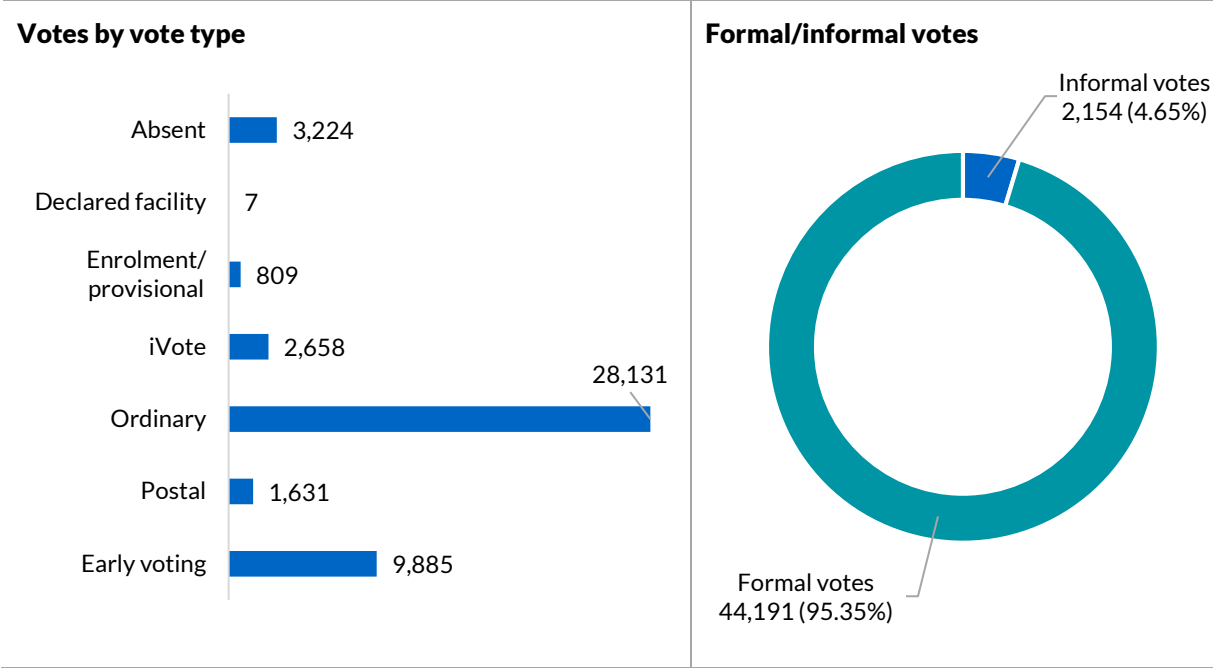
District summary

Successful candidate: FINN Julia, Australian Labor Party (NSW Branch)

Enrolment: 53,545

Total votes: 46,345 **Formal:** 44,191 **Informal:** 2,154 **Formality:** 95.35%

How the district voted



Apparent failure to vote notices issued: 4,638

Apparent failure to vote notices issued as a percentage of the district electoral roll: 8.66%

Nominated candidates and party affiliation

CHARAF Abdul	Independent
FINN Julia	Australian Labor Party (NSW Branch)
HARRIS Linda	
ISSA Tony	The Liberal Party of Australia, New South Wales Division
LAXMANALAL Rohan	Animal Justice Party
LOPEZ Steven	Independent
PIPER Keith	Christian Democratic Party (Fred Nile Group)
PROCIV Benjamin	The Greens NSW

Candidates

Number registered: 8	Number nominated: 8
----------------------	---------------------

Election operations

Staffing

Election manager	1
Office assistants	57
Senior office assistants	7
Voting centre managers (including deputy VCMs)	37
Declaration vote issuing officers	72
Election officials	108
Total staff	282

Voting centres

Early voting centres	4
Declared facilities	1
Election day voting centres	28

Election manager's office

- Shop 1, Merrylands Court, 249 Merrylands Road Merrylands NSW 2162

Early voting centre locations

- Granville election manager's office
- Parramatta
- Greystanes
- Sydney Town Hall

Hawkesbury



District summary

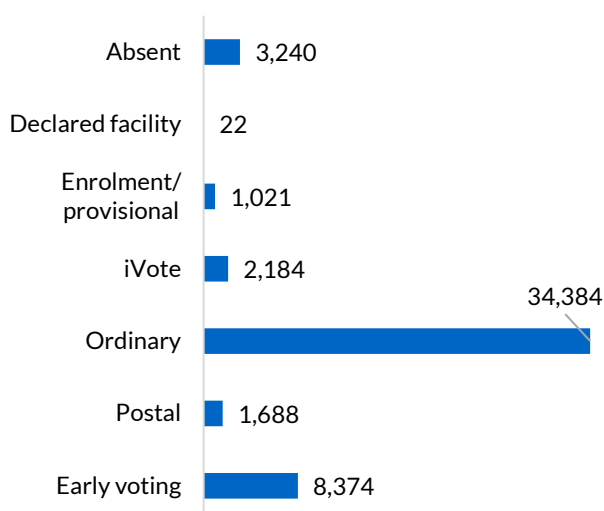
Successful candidate: PRESTON Robyn, The Liberal Party of Australia, New South Wales Division

Enrolment: 55,753

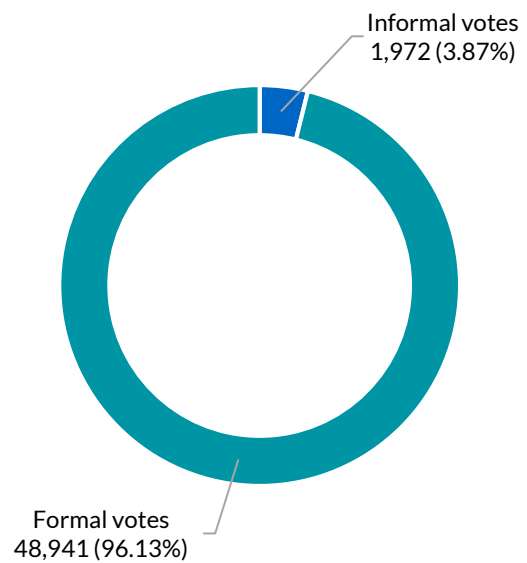
Total votes: 50,913 **Formal:** 48,941 **Informal:** 1,972 **Formality:** 96.13%

How the district voted

Votes by vote type



Formal/informal votes



Apparent failure to vote notices issued: 3,384

Apparent failure to vote notices issued as a percentage of the district electoral roll: 6.07%

Nominated candidates and party affiliation

BOWYER Marie-Jeanne	Independent
CARREY Elissa	Sustainable Australia (NSW)
COOGANS Sarah	Animal Justice Party
COSTI Perran	Keep Sydney Open Party
DJURIC Shane	Shooters, Fishers and Farmers Party (NSW) Incorporated
DOGRAMACI Eddie	Independent
PRESTON Robyn	The Liberal Party of Australia, New South Wales Division
REYNOLDS Peter	Australian Labor Party (NSW Branch)
WHEELER Danielle	The Greens NSW

Candidates

Number registered: 9	Number nominated: 9
----------------------	---------------------

Election operations

Staffing

Election manager	1
Office assistants	34
Senior office assistants	6
Voting centre managers (including deputy VCMs)	43
Declaration vote issuing officers	47
Election officials	119
Total staff	250

Voting centres

Early voting centres	3
Declared facilities	1
Election day voting centres	36

Election manager's office

- Shop 1-3/485 George Street & Shop 1-2/483 George Street, South Windsor NSW 2756

Early voting centre locations

- Hawkesbury election manager's office
- Richmond
- Sydney Town Hall

Heathcote



District summary

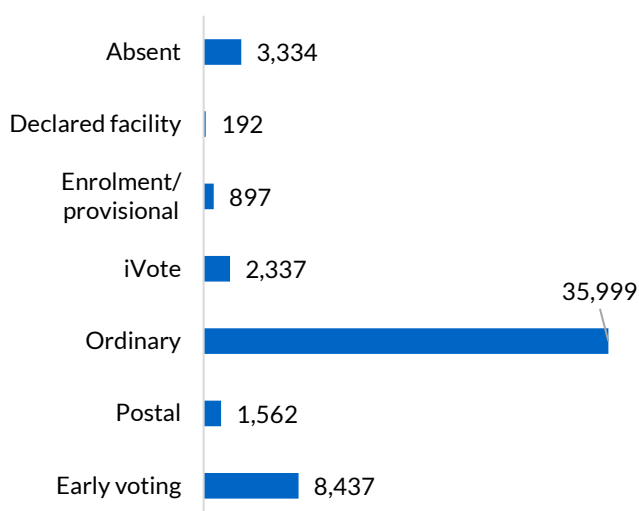
Successful candidate: EVANS Lee, The Liberal Party of Australia, New South Wales Division

Enrolment: 56,158

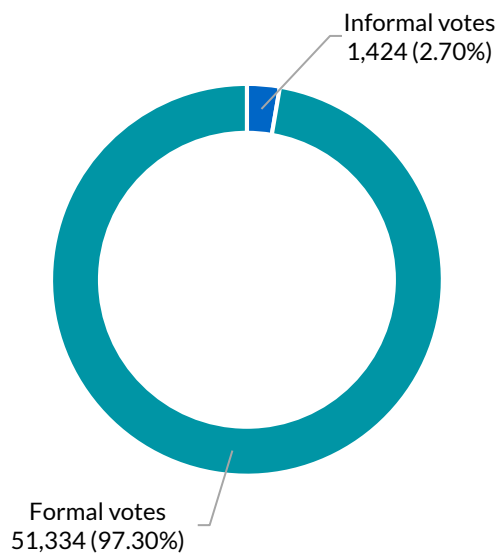
Total votes: 52,758 **Formal:** 51,334 **Informal:** 1,424 **Formality:** 97.30%

How the district voted

Votes by vote type



Formal/informal votes



Apparent failure to vote notices issued: 2,248

Apparent failure to vote notices issued as a percentage of the district electoral roll: 4.00%

Nominated candidates and party affiliation

ASPEY James	Animal Justice Party
EVANS Lee	The Liberal Party of Australia, New South Wales Division
MCMANUS Joel	Shooters, Fishers and Farmers Party (NSW) Incorporated
SHAKESPEARE Mitchell	The Greens NSW
STUART Maryanne	Australian Labor Party (NSW Branch)

Candidates

Number registered: 5	Number nominated: 5
----------------------	---------------------

Election operations

Staffing

Election manager	1
Office assistants	38
Senior office assistants	8
Voting centre managers (including deputy VCMs)	37
Declaration vote issuing officers	52
Election officials	122
Total staff	258

Voting centres

Early voting centres	4
Declared facilities	6
Election day voting centres	28

Election manager's office

- Shop 2, 9-15 East Parade, Sutherland NSW 2232

Early voting centre locations

- Heathcote election manager's office
- Menai
- Miranda
- Sydney Town Hall

Nominated candidates and party affiliation

ANDRUSKA Alexander	The Liberal Party of Australia, New South Wales Division
CHAPPLE Kym	The Greens NSW
DELLO-IACOVO Michael	Animal Justice Party
HOENIG Ron	Australian Labor Party (NSW Branch)
RYAN Chris	Keep Sydney Open Party

Candidates

Number registered: 5	Number nominated: 5
----------------------	---------------------

Election operations

Staffing

Election manager	1
Office assistants	33
Senior office assistants	6
Voting centre managers (including deputy VCMs)	36
Declaration vote issuing officers	62
Election officials	101
Total staff	239

Voting centres

Early voting centres	3
Declared facilities	1
Election day voting centres	27

Election manager's office

- Building A Ground Floor, 12-20 Rosebery Avenue, Rosebery NSW 2018

Early voting centre locations

- Heffron election manager's office
- Redfern
- Sydney Town Hall

Holsworthy



District summary

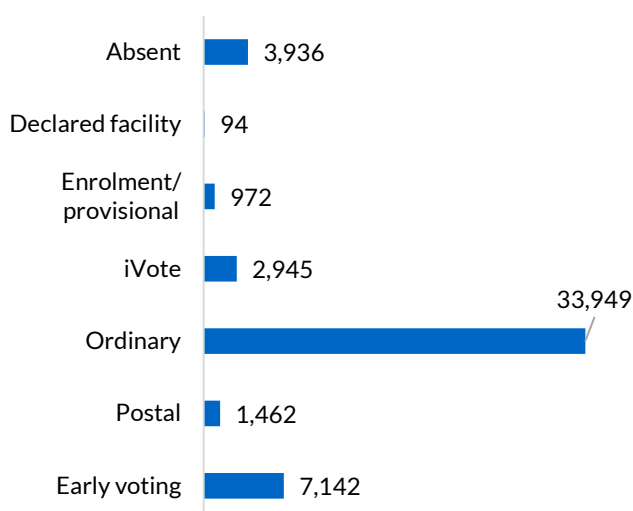
Successful candidate: GIBBONS Melanie, The Liberal Party of Australia, New South Wales Division

Enrolment: 56,367

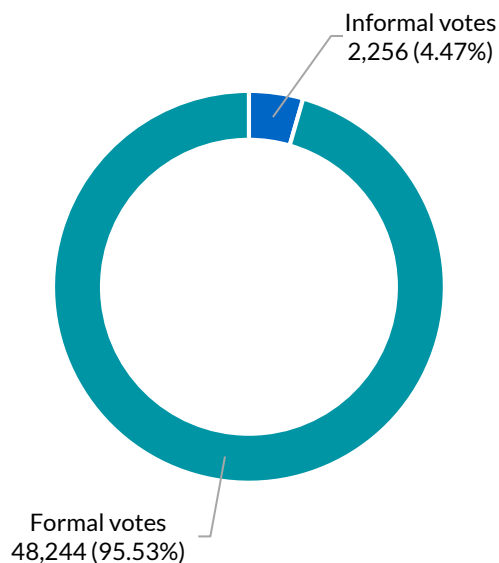
Total votes: 50,500 **Formal:** 48,244 **Informal:** 2,256 **Formality:** 95.53%

How the district voted

Votes by vote type



Formal/informal votes



Apparent failure to vote notices issued: 4,113

Apparent failure to vote notices issued as a percentage of the district electoral roll: 7.30%

Nominated candidates and party affiliation

BARBER Roland	Liberal Democratic Party
BYRNE Michael	Pauline Hanson's One Nation
CONSTABLE Gae	Animal Justice Party
GIBBONS Melanie	The Liberal Party of Australia, New South Wales Division
KALIYANDA Charishma	Australian Labor Party (NSW Branch)
KERLE Chris	The Greens NSW

Candidates

Number registered: 6	Number nominated: 6
----------------------	---------------------

Election operations

Staffing

Election manager	1
Office assistants	32
Senior office assistants	7
Voting centre managers (including deputy VCMs)	35
Declaration vote issuing officers	46
Election officials	112
Total staff	233

Voting centres

Early voting centres	4
Declared facilities	3
Election day voting centres	22

Election manager's office

- Ground Floor, Unit 1, 1-13 Childs Road, Chipping Norton NSW 2170

Early voting centre locations

- Carnes Hill
- Holsworthy election manager's office
- Liverpool
- Sydney Town Hall

Hornsby



District summary

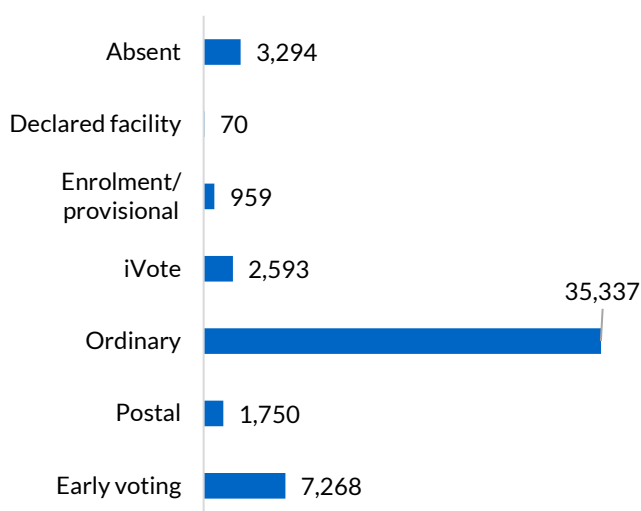
Successful candidate: KEAN Matthew, The Liberal Party of Australia, New South Wales Division

Enrolment: 55,175

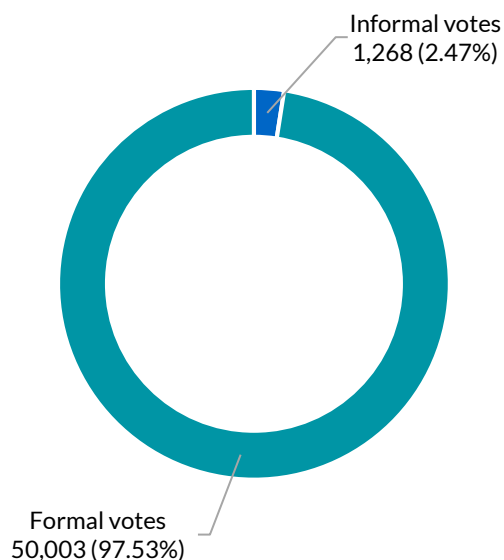
Total votes: 51,271 **Formal:** 50,003 **Informal:** 1,268 **Formality:** 97.53%

How the district voted

Votes by vote type



Formal/informal votes



Apparent failure to vote notices issued: 2,519

Apparent failure to vote notices issued as a percentage of the district electoral roll: 4.57%

Nominated candidates and party affiliation

EROS Emma	Pauline Hanson's One Nation
GALLAGHER Mick	Independent
GOMPERTZ Katie	Australian Labor Party (NSW Branch)
GRAY Hayden	Keep Sydney Open Party
ISAAC Andrew	Australian Conservatives (NSW)
KEAN Matthew	The Liberal Party of Australia, New South Wales Division
MURRAY John	Independent
NICITA Joe	The Greens NSW
THOMAS Justin	Sustainable Australia (NSW)

Candidates

Number registered: 9	Number nominated: 9
----------------------	---------------------

Election operations

Staffing

Election manager	1
Office assistants	32
Senior office assistants	5
Voting centre managers (including deputy VCMs)	35
Declaration vote issuing officers	49
Election officials	111
Total staff	233

Voting centres

Early voting centres	2
Declared facilities	4
Election day voting centres	26

Election manager's office

- Suite 5.02, 20 George Street, Hornsby NSW 2077

Early voting centre locations

- Hornsby election manager's office
- Sydney Town Hall

Keira



District summary

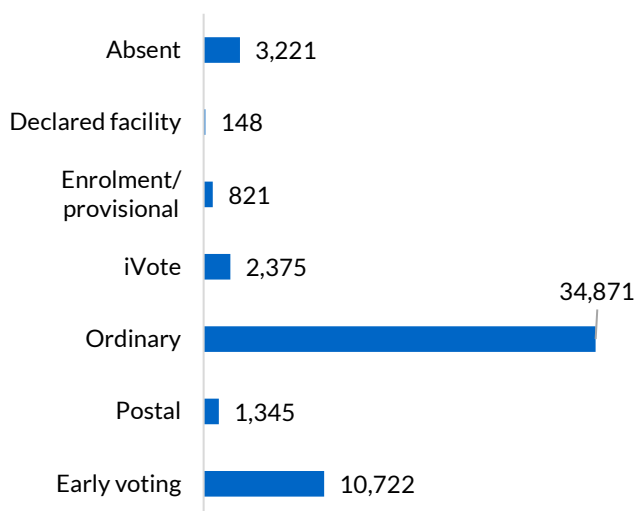
Successful candidate: PARK Ryan, Australian Labor Party (NSW Branch)

Enrolment: 58,824

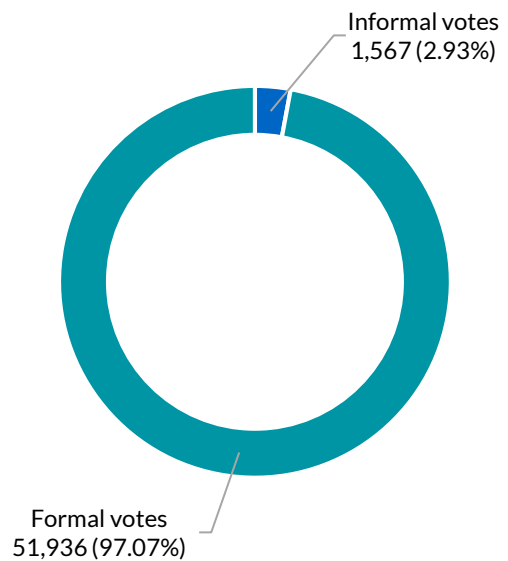
Total votes: 53,503 **Formal:** 51,936 **Informal:** 1,567 **Formality:** 97.07%

How the district voted

Votes by vote type



Formal/informal votes



Apparent failure to vote notices issued: 3,507

Apparent failure to vote notices issued as a percentage of the district electoral roll: 5.96%

Nominated candidates and party affiliation

ATLEE Chris	The Liberal Party of Australia, New South Wales Division
GILL John	Sustainable Australia (NSW)
OSBORN Kaye	The Greens NSW
PARK Ryan	Australian Labor Party (NSW Branch)

Candidates

Number registered: 4	Number nominated: 4
----------------------	---------------------

Election operations

Staffing

Election manager	1
Office assistants	34
Senior office assistants	7
Voting centre managers (including deputy VCMs)	39
Declaration vote issuing officers	58
Election officials	118
Total staff	257

Voting centres

Early voting centres	4
Declared facilities	10
Election day voting centres	29

Election manager's office

- 2/94-98 Railway Street, Corrimal NSW 2518

Early voting centre locations

- Keira election manager's office
- Sydney Town Hall
- Thirroul
- Wollongong

Kiama



District summary

Successful candidate: WARD Gareth, The Liberal Party of Australia, New South Wales Division

Enrolment: 55,490

Total votes: 50,549

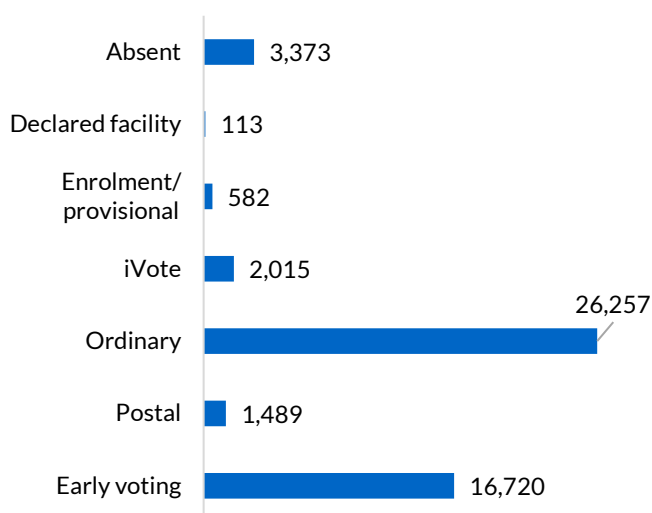
Formal: 48,946

Informal: 1,603

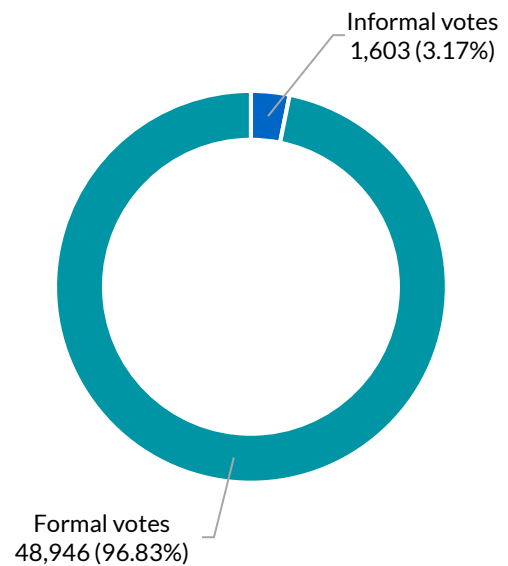
Formality: 96.83%

How the district voted

Votes by vote type



Formal/informal votes



Apparent failure to vote notices issued: 3,245

Apparent failure to vote notices issued as a percentage of the district electoral roll: 5.85%

Nominated candidates and party affiliation

DIGIGLIO Nina	The Greens NSW
HIGGINS Anthony (Andy)	Country Labor Party
KADWELL John	Christian Democratic Party (Fred Nile Group)
WARD Gareth	The Liberal Party of Australia, New South Wales Division
WHATMAN Anne	Sustainable Australia (NSW)

Candidates

Number registered: 5	Number nominated: 5
----------------------	---------------------

Election operations

Staffing

Election manager	1
Office assistants	48
Senior office assistants	9
Voting centre managers (including deputy VCMs)	33
Declaration vote issuing officers	48
Election officials	91
Total staff	230

Voting centres

Early voting centres	5
Declared facilities	5
Election day voting centres	25

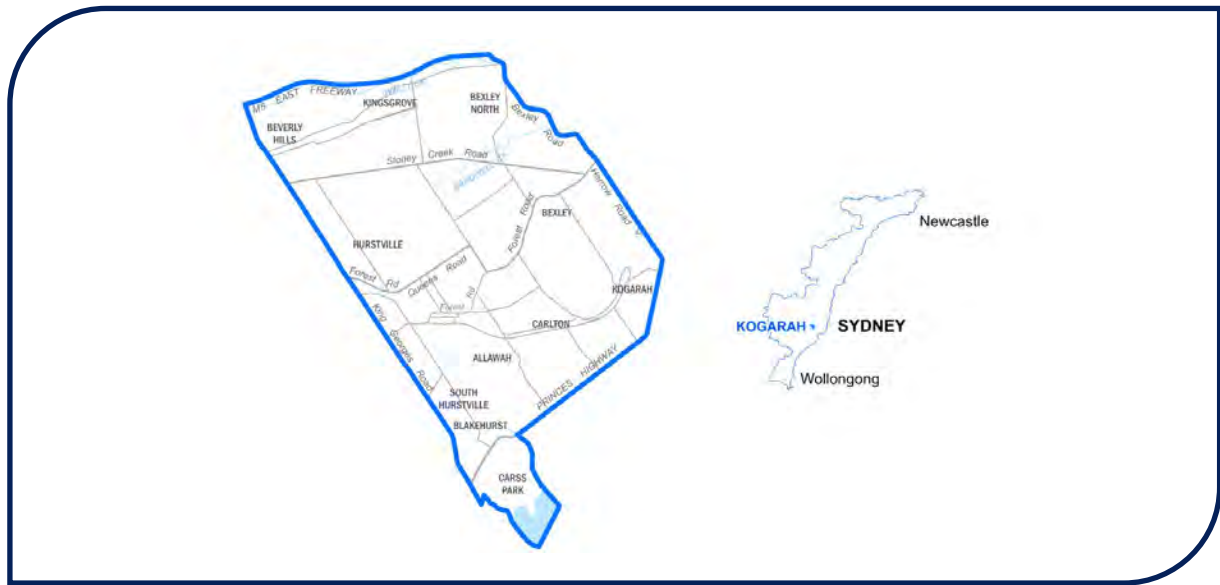
Election manager's office

- 3B, 3 Brown Street, Kiama NSW 2533

Early voting centre locations

- Albion Park
- Kiama election manager's office
- Kiama
- Nowra
- Sydney Town Hall

Kogarah



District summary

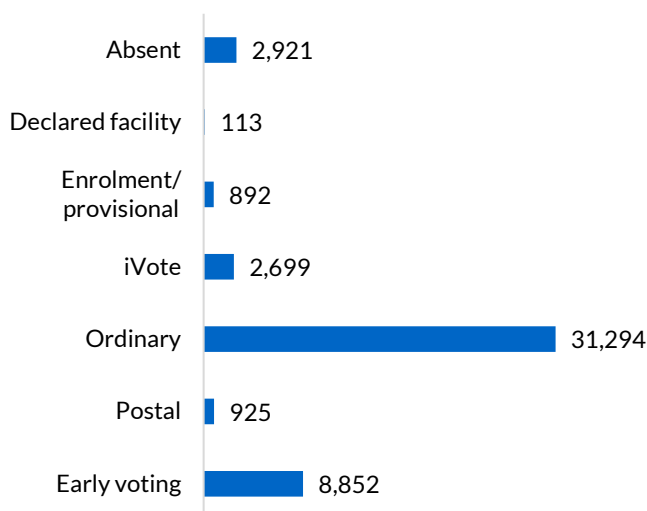
Successful candidate: MINNS Chris, Australian Labor Party (NSW Branch)

Enrolment: 53,226

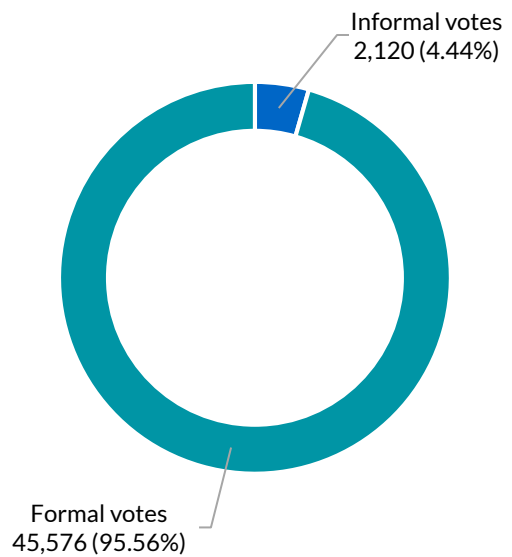
Total votes: 47,696 **Formal:** 45,576 **Informal:** 2,120 **Formality:** 95.56%

How the district voted

Votes by vote type



Formal/informal votes



Apparent failure to vote notices issued: 3,726

Apparent failure to vote notices issued as a percentage of the district electoral roll: 7.00%

Nominated candidates and party affiliation

MINNS Chris	Australian Labor Party (NSW Branch)
POLLARD Phillip	Pauline Hanson's One Nation
RESMAN Natalie	Keep Sydney Open Party
WERNER Greta	The Greens NSW
YUNG Scott	The Liberal Party of Australia, New South Wales Division

Candidates

Number registered: 5	Number nominated: 5
----------------------	---------------------

Election operations

Staffing

Election manager	1
Office assistants	44
Senior office assistants	6
Voting centre managers (including deputy VCMs)	38
Declaration vote issuing officers	66
Election officials	113
Total staff	268

Voting centres

Early voting centres	3
Declared facilities	7
Election day voting centres	27

Election manager's office

- Level 1, Suite 101, 4-8 Woodville Street, Hurstville NSW 2220

Early voting centre locations

- Kogarah election manager's office
- Rockdale
- Sydney Town Hall

Ku-ring-gai



District summary

Successful candidate: HENSKENS Alister, The Liberal Party of Australia, New South Wales Division

Enrolment: 54,441

Total votes: 49,831

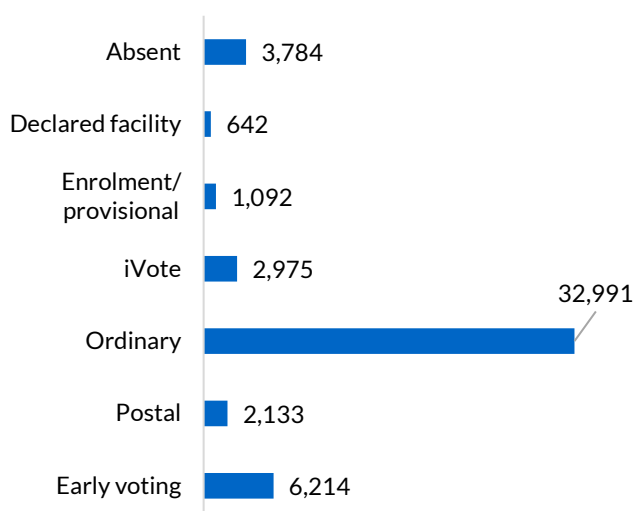
Formal: 48,730

Informal: 1,101

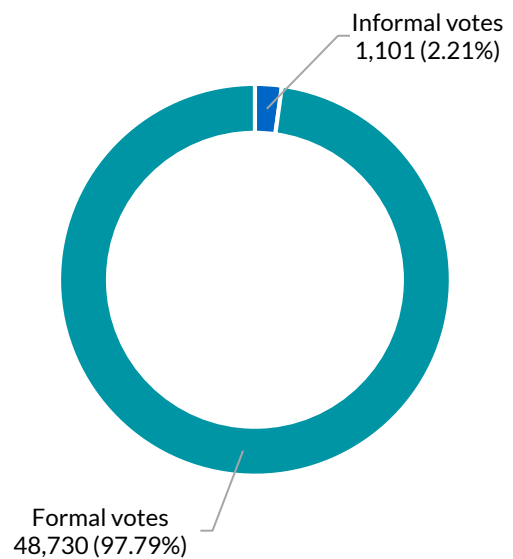
Formality: 97.79%

How the district voted

Votes by vote type



Formal/informal votes



Apparent failure to vote notices issued: 2,628

Apparent failure to vote notices issued as a percentage of the district electoral roll: 4.83%

Nominated candidates and party affiliation

BLOOD Liam	Keep Sydney Open Party
FERRIS Mark	Sustainable Australia (NSW)
HENSKENS Alister	The Liberal Party of Australia, New South Wales Division
KEELING Amanda	Australian Labor Party (NSW Branch)
STRAHAN Mitchell	Liberal Democratic Party
ZHANG Qiu Yue (Viki)	The Greens NSW

Candidates

Number registered: 6	Number nominated: 6
----------------------	---------------------

Election operations

Staffing

Election manager	1
Office assistants	36
Senior office assistants	5
Voting centre managers (including deputy VCMs)	33
Declaration vote issuing officers	54
Election officials	107
Total staff	236

Voting centres

Early voting centres	3
Declared facilities	13
Election day voting centres	23

Election manager's office

- Suite 3.02, 828 Pacific Highway, Gordon NSW 2072

Early voting centre locations

- Hornsby
- Ku-ring-gai election manager's office
- Sydney Town Hall

Lake Macquarie



District summary

Successful candidate: PIPER Greg, Independent

Enrolment: 57,686

Total votes: 51,909

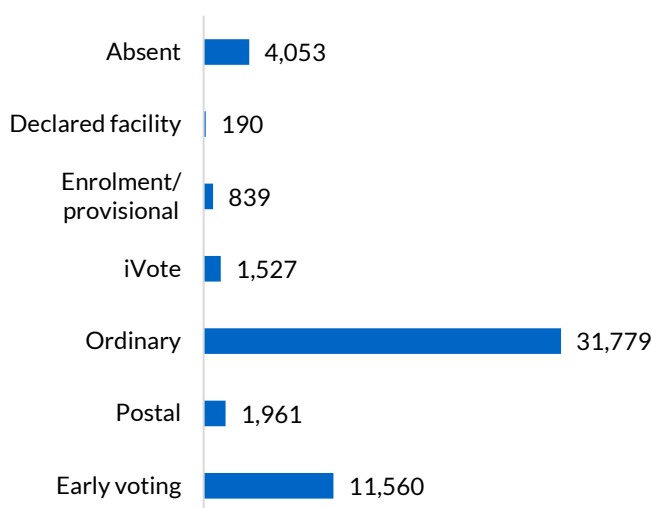
Formal: 50,082

Informal: 1,827

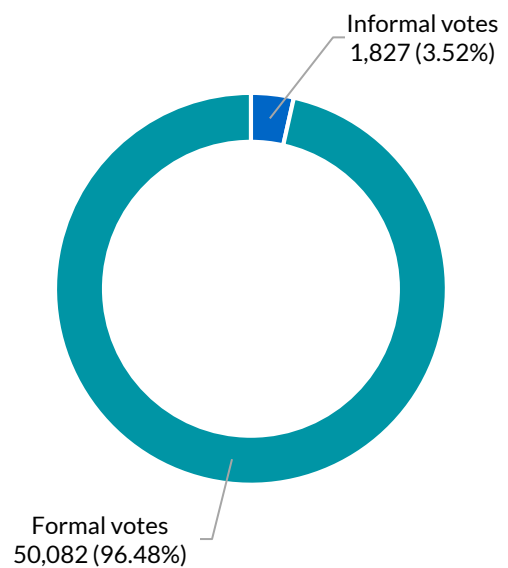
Formality: 96.48%

How the district voted

Votes by vote type



Formal/informal votes



Apparent failure to vote notices issued: 3,946

Apparent failure to vote notices issued as a percentage of the district electoral roll: 6.84%

Nominated candidates and party affiliation

GRIERSON Kim	The Greens NSW
PATERSON Lindsay	The Liberal Party of Australia, New South Wales Division
PIPER Greg	Independent
ROLFE Marie	Sustainable Australia (NSW)
SMITH Jo	Australian Labor Party (NSW Branch)
TARANTO Laurance	Animal Justice Party

Candidates

Number registered: 6	Number nominated: 6
----------------------	---------------------

Election operations

Staffing

Election manager	1
Office assistants	38
Senior office assistants	6
Voting centre managers (including deputy VCMs)	32
Declaration vote issuing officers	49
Election officials	107
Total staff	233

Voting centres

Early voting centres	3
Declared facilities	8
Election day voting centres	28

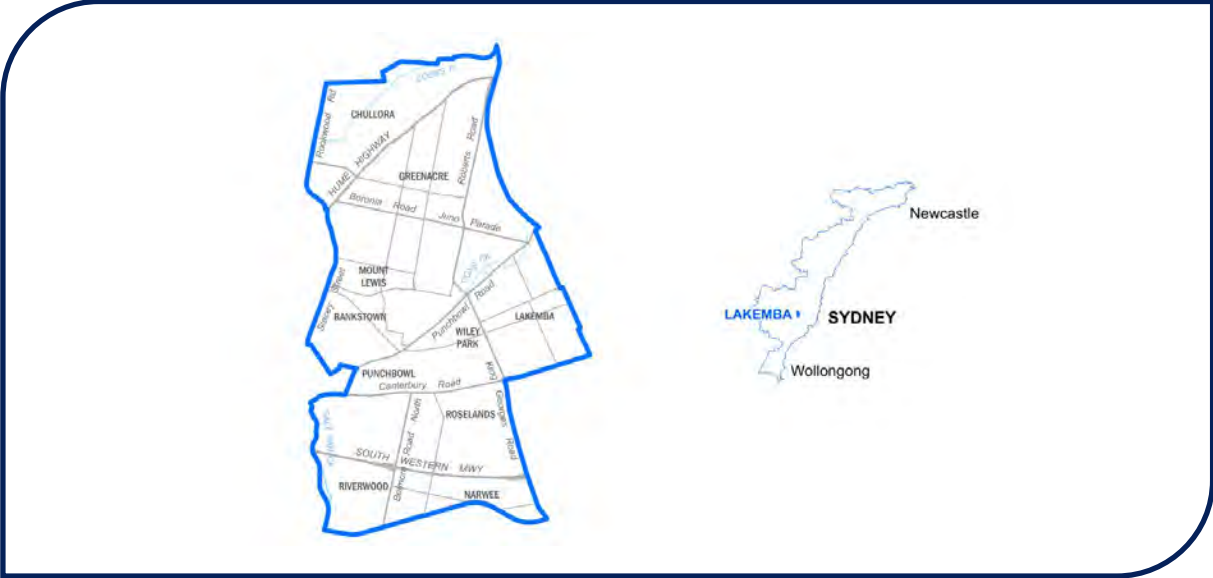
Election manager's office

- Suites 1 & 3, Cnr Brighton Ave & Pemell St, Toronto NSW 2283

Early voting centre locations

- Cooranbong
- Lake Macquarie election manager's office
- Sydney Town Hall

Lakemba



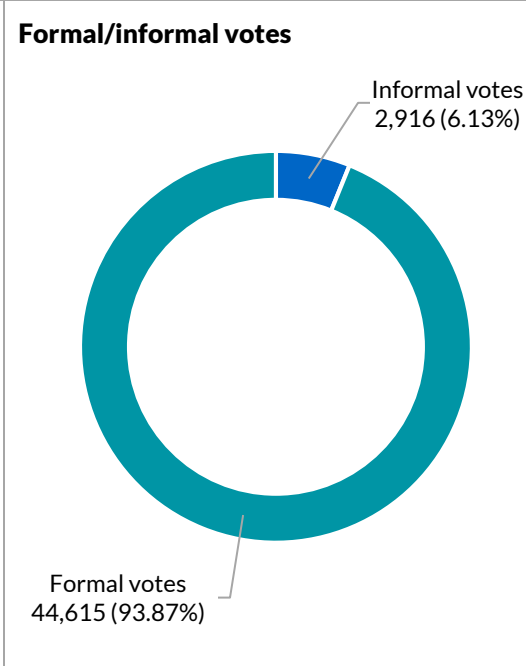
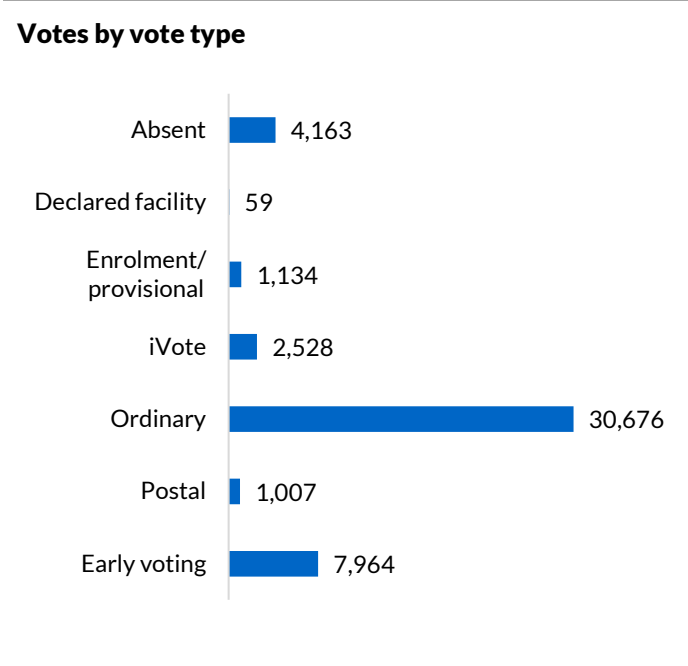
District summary

Successful candidate: DIB Jihad, Australian Labor Party (NSW Branch)

Enrolment: 55,253

Total votes: 47,531	Formal: 44,615	Informal: 2,916	Formality: 93.87%
----------------------------	-----------------------	------------------------	--------------------------

How the district voted



Apparent failure to vote notices issued: 5,683

Apparent failure to vote notices issued as a percentage of the district electoral roll: 10.29%

Nominated candidates and party affiliation

ABOU-HAIDAR Dorlene	Animal Justice Party
BHUIYAN Rashid	The Liberal Party of Australia, New South Wales Division
de BHALDRAITHE Emmet	The Greens NSW
DIB Jihad	Australian Labor Party (NSW Branch)
NAJJAR Omar	Keep Sydney Open Party
SCHUBERT Karl	Christian Democratic Party (Fred Nile Group)

Candidates

Number registered: 7	Number nominated: 6
----------------------	---------------------

Election operations

Staffing

Election manager	1
Office assistants	38
Senior office assistants	7
Voting centre managers (including deputy VCMs)	36
Declaration vote issuing officers	67
Election officials	115
Total staff	264

Voting centres

Early voting centres	3
Declared facilities	4
Election day voting centres	24

Election manager's office

- Suite 1.01, 1 Croydon Street, Lakemba NSW 2195

Early voting centre locations

- Bankstown
- Lakemba election manager's office
- Sydney Town Hall

Lane Cove



District summary

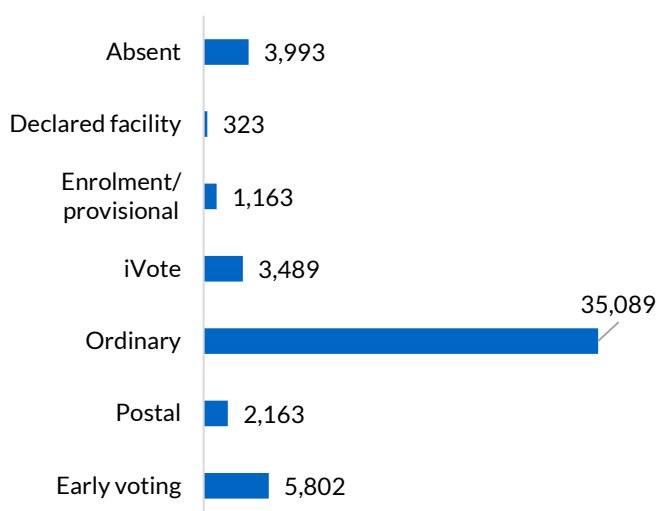
Successful candidate: ROBERTS Anthony, The Liberal Party of Australia, New South Wales Division

Enrolment: 57,185

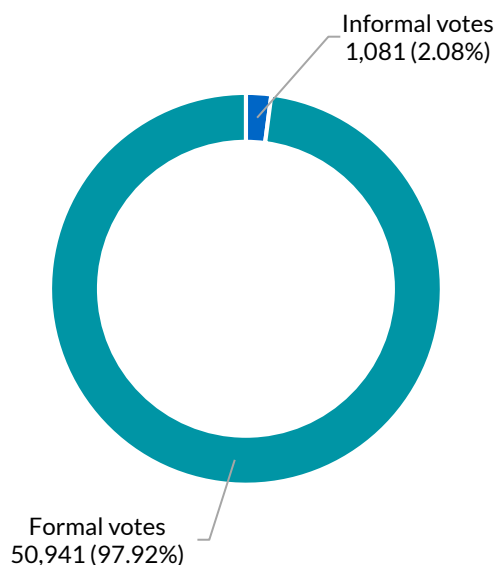
Total votes: 52,022 **Formal:** 50,941 **Informal:** 1,081 **Formality:** 97.92%

How the district voted

Votes by vote type



Formal/informal votes



Apparent failure to vote notices issued: 3,063

Apparent failure to vote notices issued as a percentage of the district electoral roll: 5.36%

Nominated candidates and party affiliation

FLEMING Murray	Sustainable Australia (NSW)
MASSE Pierre	The Greens NSW
QUINN Richard	Independent
ROBERTS Anthony	The Liberal Party of Australia, New South Wales Division
SPITERI Joanne	Keep Sydney Open Party
ZBIK Andrew	Australian Labor Party (NSW Branch)

Candidates

Number registered: 6	Number nominated: 6
----------------------	---------------------

Election operations

Staffing

Election manager	1
Office assistants	26
Senior office assistants	6
Voting centre managers (including deputy VCMs)	39
Declaration vote issuing officers	72
Election officials	127
Total staff	271

Voting centres

Early voting centres	3
Declared facilities	10
Election day voting centres	27

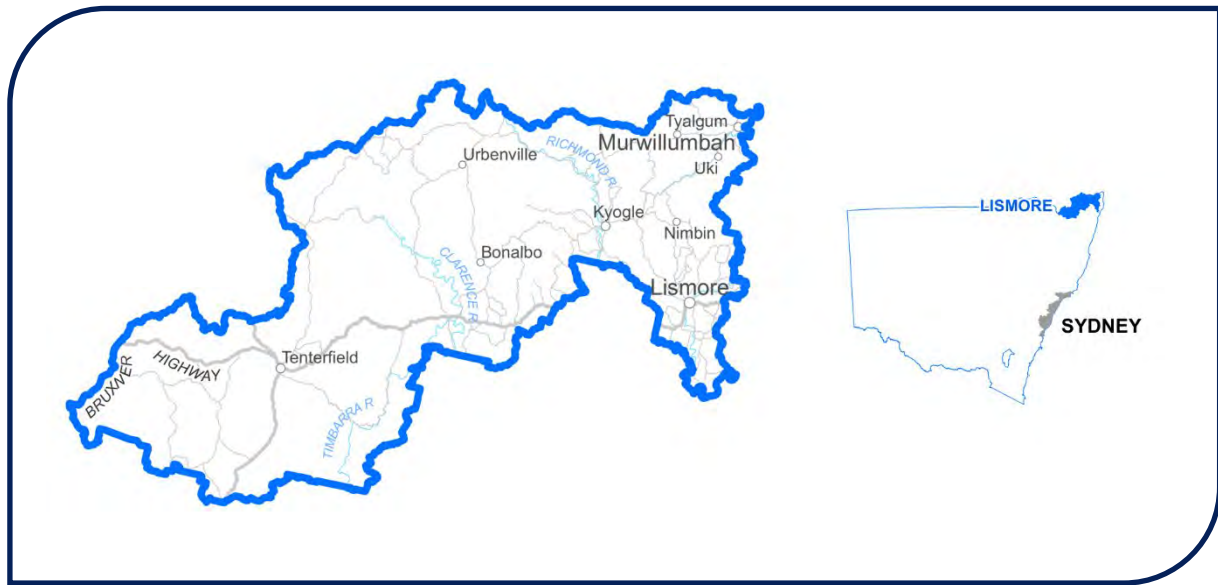
Election manager's office

- Shops 5 and 6, 9-13 Birdwood Avenue, Lane Cove NSW 2066

Early voting centre locations

- Lane Cove election manager's office
- Ryde
- Sydney Town Hall

Lismore



District summary

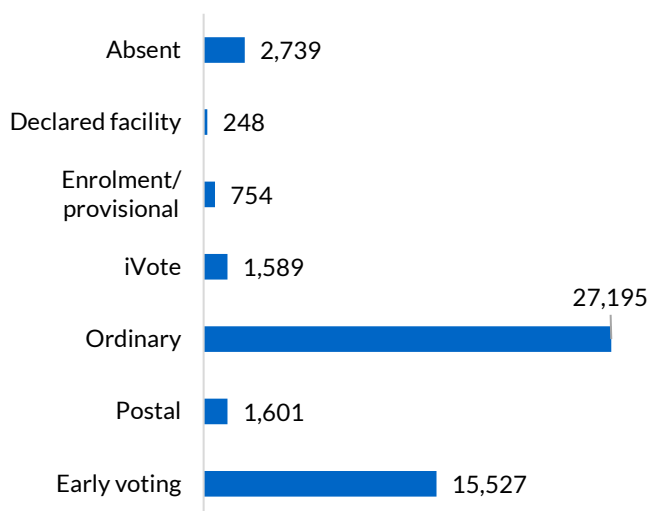
Successful candidate: SAFFIN Janelle, Country Labor Party

Enrolment: 56,105

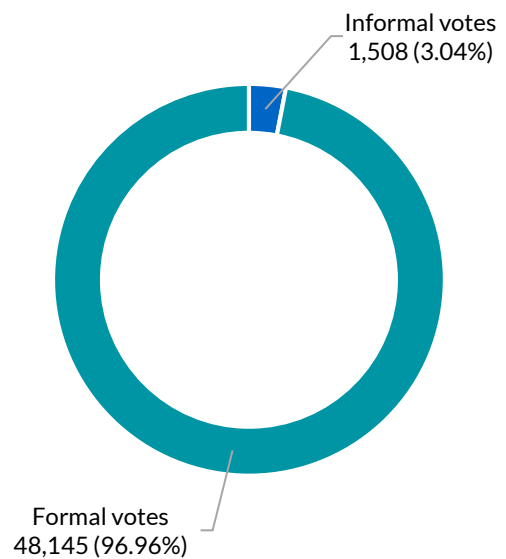
Total votes: 49,653 **Formal:** 48,145 **Informal:** 1,508 **Formality:** 96.96%

How the district voted

Votes by vote type



Formal/informal votes



Apparent failure to vote notices issued: 4,735

Apparent failure to vote notices issued as a percentage of the district electoral roll: 8.44%

Nominated candidates and party affiliation

BENNETT Greg	Independent
COLLITS Paul	Australian Conservatives (NSW)
CURTIN Austin	National Party of Australia - NSW
HIGGINSON Sue	The Greens NSW
SAFFIN Janelle	Country Labor Party
TAYLOR David	Sustainable Australia (NSW)
WATERS Alison	Animal Justice Party

Candidates

Number registered: 8	Number nominated: 7
----------------------	---------------------

Election operations

Staffing

Election manager	1
Office assistants	49
Senior office assistants	8
Voting centre managers (including deputy VCMs)	50
Declaration vote issuing officers	29
Election officials	96
Total staff	232

Voting centres

Early voting centres	6
Declared facilities	11
Election day voting centres	45

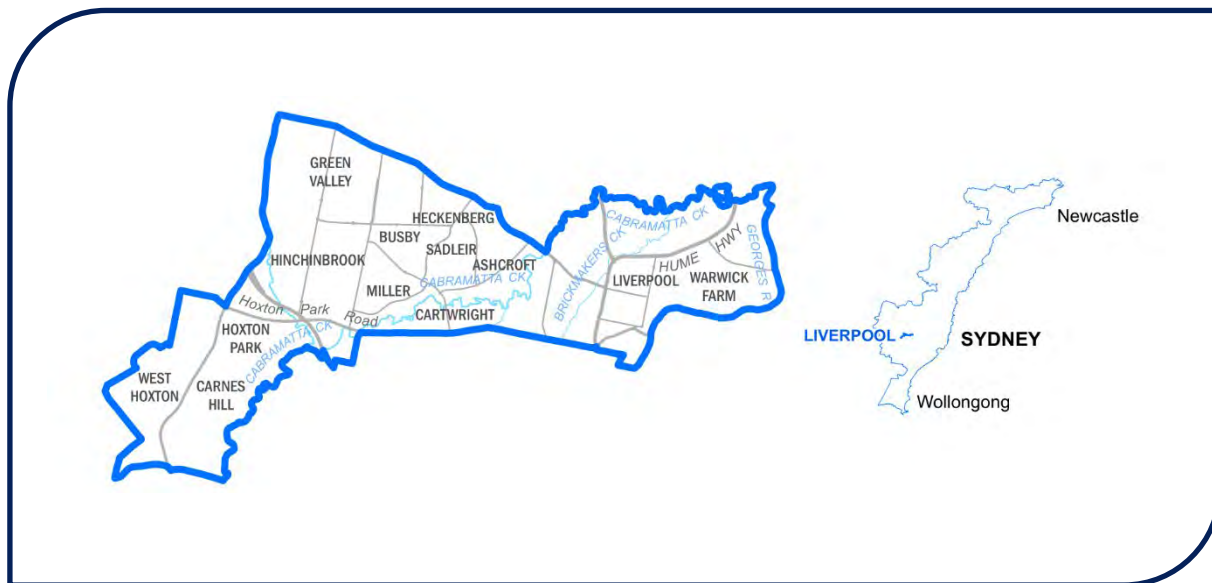
Election manager's office

- 146-148 Molesworth Street, Lismore NSW 2480

Early voting centre locations

- Kyogle
- Lismore
- Sydney Town Hall
- Lismore election manager's office
- Murwillumbah
- Tenterfield

Liverpool



District summary

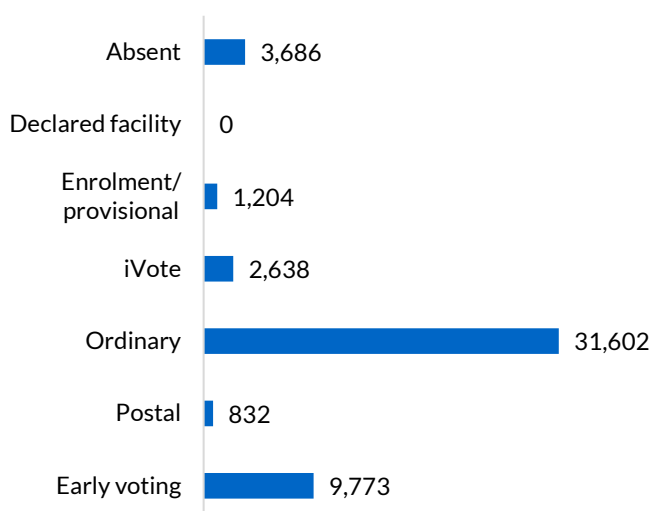
Successful candidate: LYNCH Paul, Australian Labor Party (NSW Branch)

Enrolment: 57,573

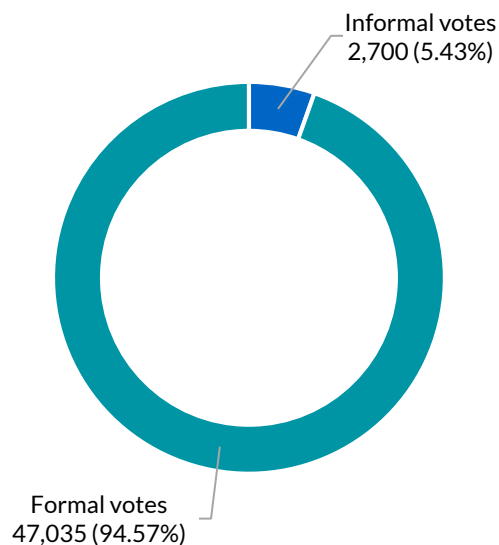
Total votes: 49,735 **Formal:** 47,035 **Informal:** 2,700 **Formality:** 94.57%

How the district voted

Votes by vote type



Formal/informal votes



Apparent failure to vote notices issued: 6,119

Apparent failure to vote notices issued as a percentage of the district electoral roll: 10.63%

Nominated candidates and party affiliation

ANDJELKOVIC Michael	Independent
CHAND Ravneel	Keep Sydney Open Party
LYNCH Paul	Australian Labor Party (NSW Branch)
NOVEK Adam	Australian Conservatives (NSW)
WESTERBERG Signe	The Greens NSW
ZADRO Paul	The Liberal Party of Australia, New South Wales Division

Candidates

Number registered: 6	Number nominated: 6
----------------------	---------------------

Election operations

Staffing

Election manager	1
Office assistants	31
Senior office assistants	6
Voting centre managers (including deputy VCMs)	35
Declaration vote issuing officers	97
Election officials	136
Total staff	306

Voting centres

Early voting centres	3
Declared facilities	0
Election day voting centres	23

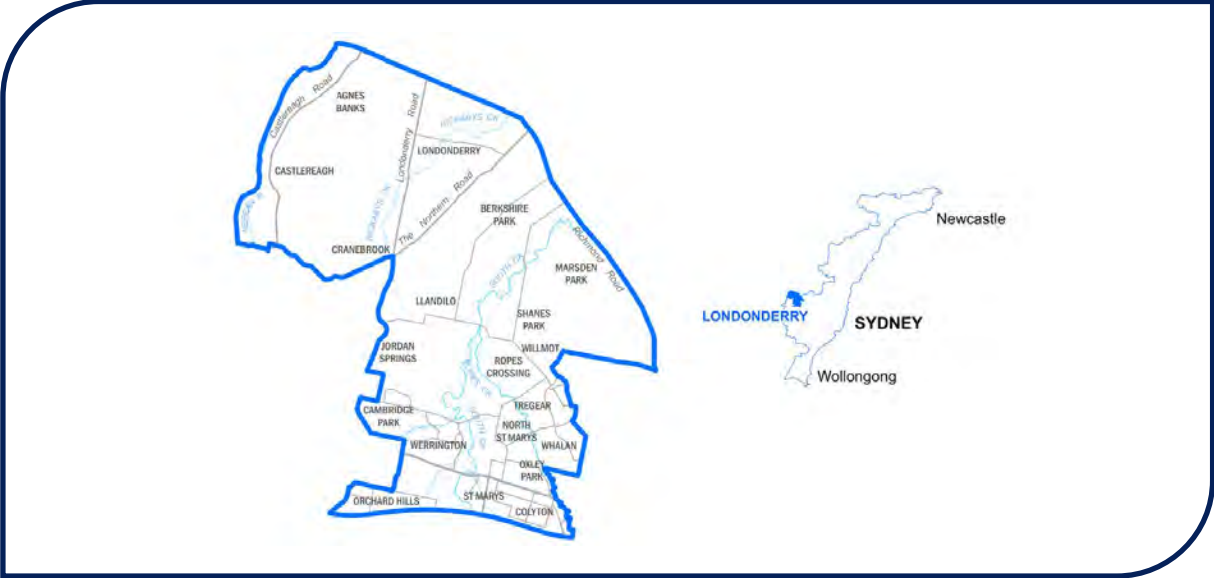
Election manager's office

- 112 Moore Street, Liverpool NSW 2170

Early voting centre locations

- Carnes Hill
- Liverpool election manager's office
- Sydney Town Hall

Londonderry



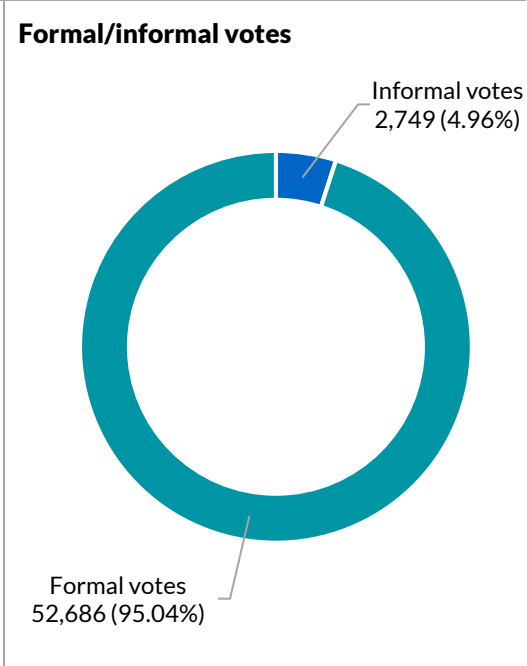
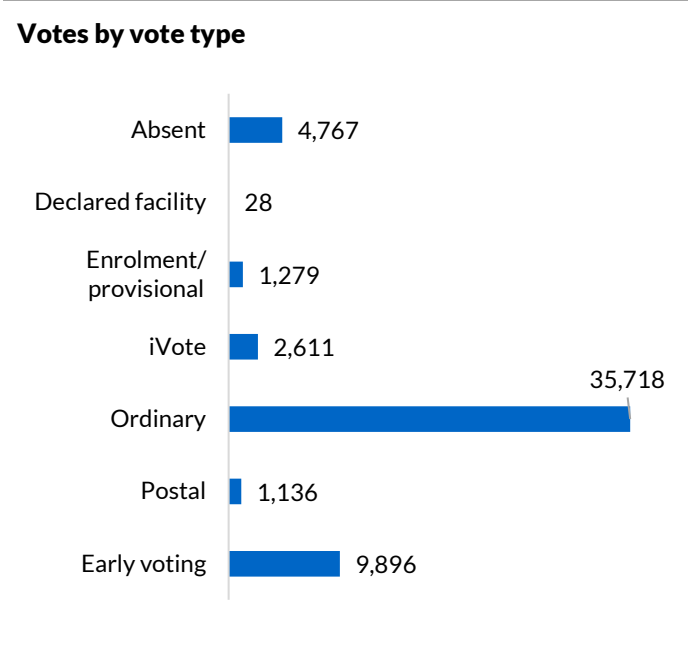
District summary

Successful candidate: CAR Prue, Australian Labor Party (NSW Branch)

Enrolment: 63,842

Total votes: 55,435 **Formal:** 52,686 **Informal:** 2,749 **Formality:** 95.04%

How the district voted



Apparent failure to vote notices issued: 6,585

Apparent failure to vote notices issued as a percentage of the district electoral roll: 10.31%

Nominated candidates and party affiliation

BOWEN David	Sustainable Australia (NSW)
CAR Prue	Australian Labor Party (NSW Branch)
HILL Belinda	The Liberal Party of Australia, New South Wales Division
MODARELLI Don	Christian Democratic Party (Fred Nile Group)
PIERCE Charlie	The Greens NSW

Candidates

Number registered: 5	Number nominated: 5
----------------------	---------------------

Election operations

Staffing

Election manager	1
Office assistants	61
Senior office assistants	8
Voting centre managers (including deputy VCMs)	41
Declaration vote issuing officers	67
Election officials	124
Total staff	302

Voting centres

Early voting centres	4
Declared facilities	1
Election day voting centres	30

Election manager's office

- Station Plaza Shopping Centre, Shop M04, 33-43 Phillip Street St Marys NSW 2760

Early voting centre locations

- Londonderry election manager's office
- Mount Druitt
- Penrith
- Sydney Town Hall

Macquarie Fields



District summary

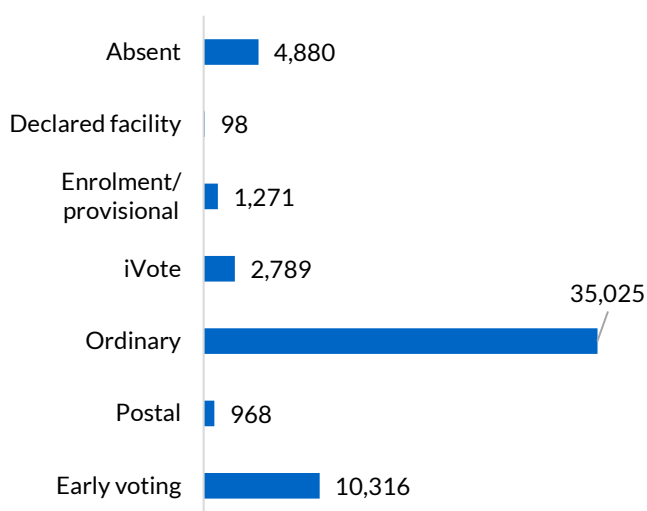
Successful candidate: CHANTHIVONG Anoulack, Australian Labor Party (NSW Branch)

Enrolment: 61,782

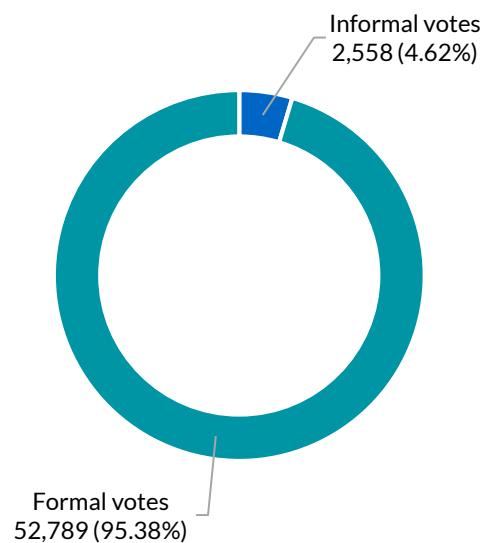
Total votes: 55,347 **Formal:** 52,789 **Informal:** 2,558 **Formality:** 95.38%

How the district voted

Votes by vote type



Formal/informal votes



Apparent failure to vote notices issued: 5,135

Apparent failure to vote notices issued as a percentage of the district electoral roll: 8.31%

Nominated candidates and party affiliation

AHMED Syed	Independent
ALLEN Mick	Independent
CHANTHIVONG Anoulack	Australian Labor Party (NSW Branch)
EAGAR-DEITZ Stephen	The Greens NSW
QUAZI Zahurul	The Liberal Party of Australia, New South Wales Division
SINGH Scott	Keep Sydney Open Party

Candidates

Number registered: 6	Number nominated: 6
----------------------	---------------------

Election operations

Staffing

Election manager	1
Office assistants	34
Senior office assistants	6
Voting centre managers (including deputy VCMs)	38
Declaration vote issuing officers	50
Election officials	119
Total staff	248

Voting centres

Early voting centres	3
Declared facilities	1
Election day voting centres	28

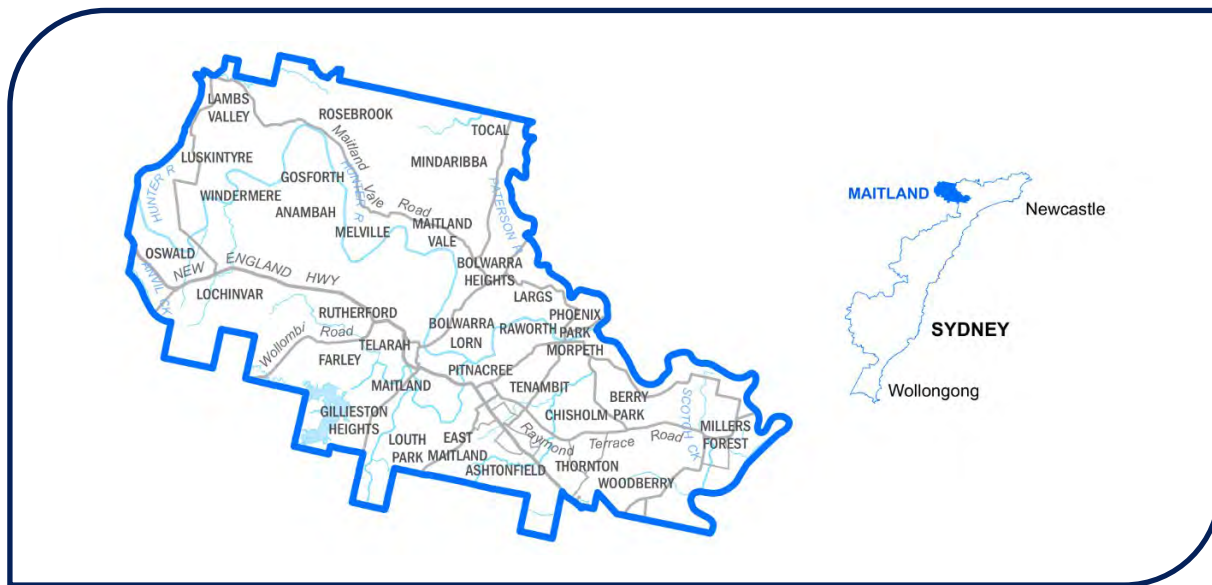
Election manager's office

- Unit 5, Level 1, 2 Oxford Road, Ingleburn NSW 2565

Early voting centre locations

- Campbelltown
- Macquarie Fields election manager's office
- Sydney Town Hall

Maitland



District summary

Successful candidate: AITCHISON Jenny, Country Labor Party

Enrolment: 60,292

Total votes: 55,196

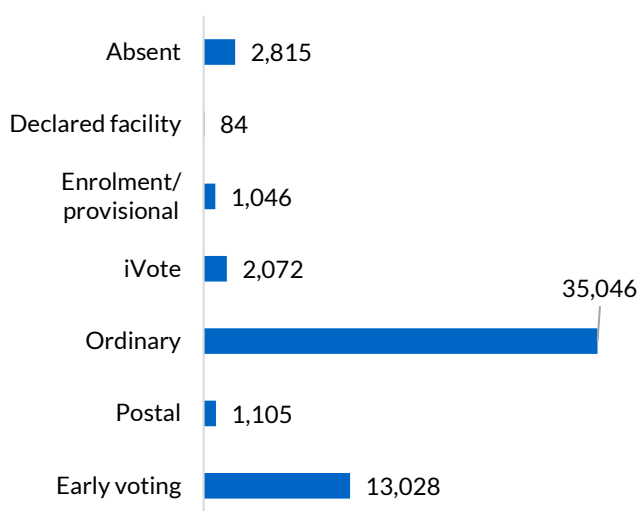
Formal: 53,050

Informal: 2,146

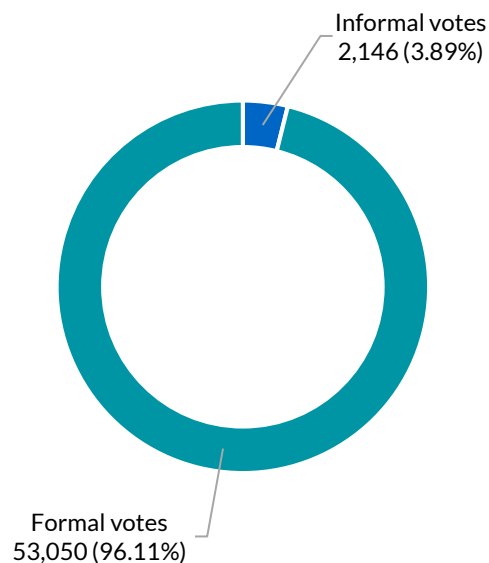
Formality: 96.11%

How the district voted

Votes by vote type



Formal/informal votes



Apparent failure to vote notices issued: 3,839

Apparent failure to vote notices issued as a percentage of the district electoral roll: 6.37%

Nominated candidates and party affiliation

AITCHISON Jenny	Country Labor Party
BROWN John	The Greens NSW
FERGUSON Sam	Sustainable Australia (NSW)
HALLIDAY Sally	The Liberal Party of Australia, New South Wales Division
JOHNSON Amy	Animal Justice Party
LAWSON James	Keep Sydney Open Party
SARKIS Nadra	Shooters, Fishers and Farmers Party (NSW) Incorporated
TURNER Neil	Pauline Hanson's One Nation

Candidates

Number registered: 8	Number nominated: 8
----------------------	---------------------

Election operations

Staffing

Election manager	1
Office assistants	33
Senior office assistants	5
Voting centre managers (including deputy VCMs)	30
Declaration vote issuing officers	45
Election officials	108
Total staff	222

Voting centres

Early voting centres	2
Declared facilities	3
Election day voting centres	22

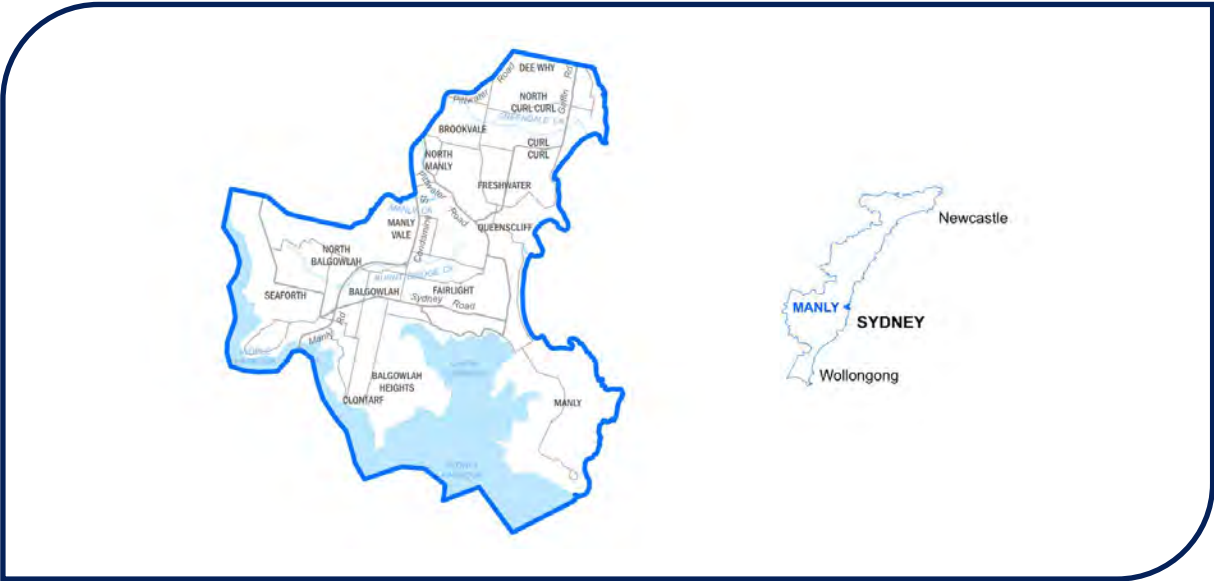
Election manager's office

- 301 High Street, Maitland NSW 2320

Early voting centre locations

- Maitland election manager's office
- Sydney Town Hall

Manly



District summary

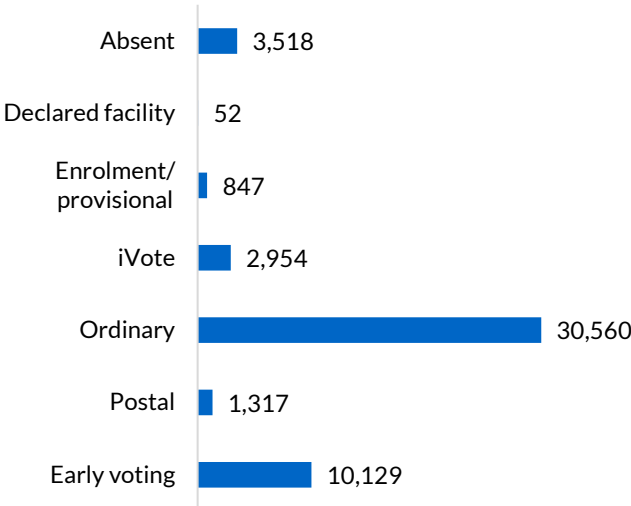
Successful candidate: GRIFFIN James, The Liberal Party of Australia, New South Wales Division

Enrolment: 55,672

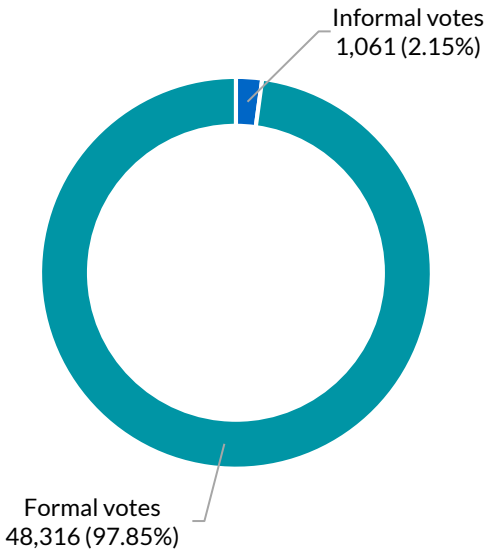
Total votes: 49,377 **Formal:** 48,316 **Informal:** 1,061 **Formality:** 97.85%

How the district voted

Votes by vote type



Formal/informal votes



Apparent failure to vote notices issued: 4,080

Apparent failure to vote notices issued as a percentage of the district electoral roll: 7.33%

Nominated candidates and party affiliation

GLANVILLE Kristyn	The Greens NSW
GRIFFIN James	The Liberal Party of Australia, New South Wales Division
MURRAY Dane	Keep Sydney Open Party
PALETTO Emanuele	Sustainable Australia (NSW)
PATERSON Kate	Animal Justice Party
PHILLIPS-MASON Natasha	Australian Labor Party (NSW Branch)

Candidates

Number registered: 6	Number nominated: 6
----------------------	---------------------

Election operations

Staffing

Election manager	1
Office assistants	35
Senior office assistants	6
Voting centre managers (including deputy VCMs)	31
Declaration vote issuing officers	51
Election officials	101
Total staff	225

Voting centres

Early voting centres	3
Declared facilities	4
Election day voting centres	20

Election manager's office

- Lot 1, 1-3 Moore Road, Freshwater NSW 2096

Early voting centre locations

- Manly election manager's office
- Manly
- Sydney Town Hall

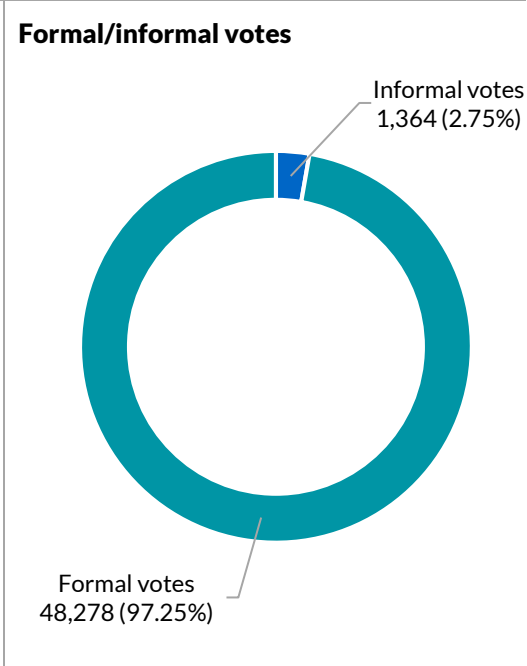
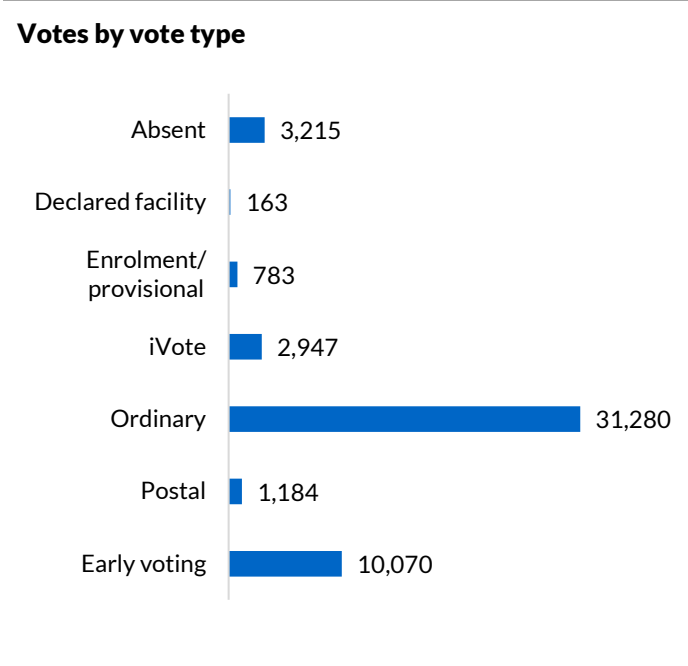
Maroubra



District summary

Successful candidate: DALEY Michael, Australian Labor Party (NSW Branch)			
Enrolment: 56,169			
Total votes: 49,642	Formal: 48,278	Informal: 1,364	Formality: 97.25%

How the district voted



Apparent failure to vote notices issued: 4,390

Apparent failure to vote notices issued as a percentage of the district electoral roll: 7.82%

Nominated candidates and party affiliation

CAMPBELL Petra	Sustainable Australia (NSW)
CRUZ James	The Greens NSW
DALEY Michael	Australian Labor Party (NSW Branch)
D'SOUZA Noel	Independent
FARMER Patrick	The Liberal Party of Australia, New South Wales Division
KOS Rowan	Keep Sydney Open Party
SIMONS Caroline	Australian Conservatives (NSW)

Candidates

Number registered: 7	Number nominated: 7
----------------------	---------------------

Election operations

Staffing

Election manager	1
Office assistants	43
Senior office assistants	6
Voting centre managers (including deputy VCMs)	31
Declaration vote issuing officers	51
Election officials	101
Total staff	233

Voting centres

Early voting centres	3
Declared facilities	6
Election day voting centres	20

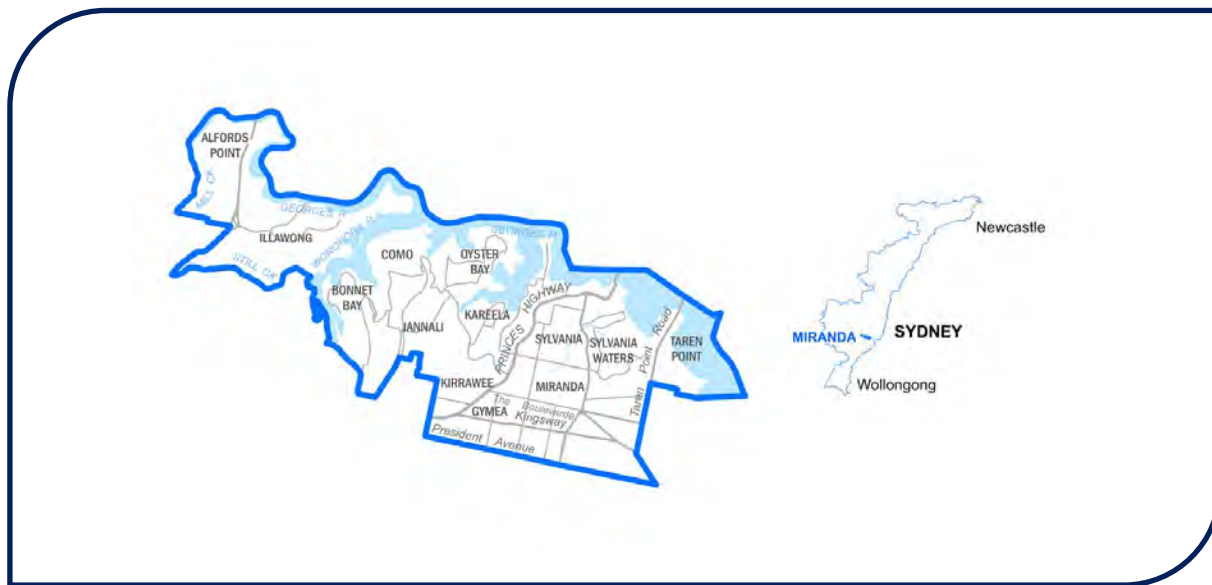
Election manager's office

- Lakes Business Park, Level 2, Suite 03, 2 Lord Street Botany NSW 2019

Early voting centre locations

- Maroubra election manager's office
- Maroubra
- Sydney Town Hall

Miranda



District summary

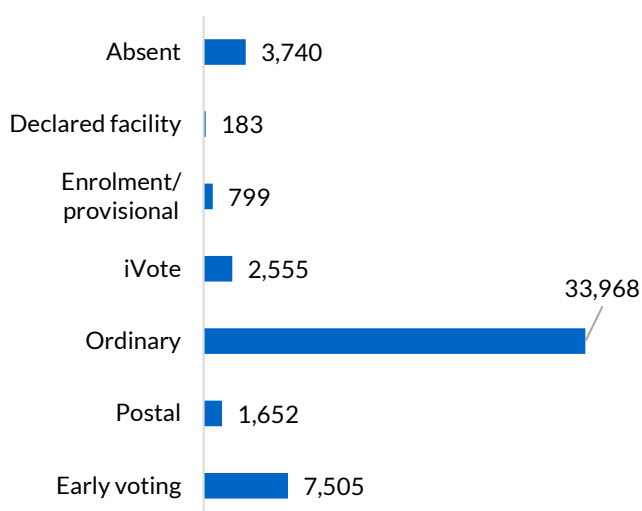
Successful candidate: PETINOS Eleni, The Liberal Party of Australia, New South Wales Division

Enrolment: 54,949

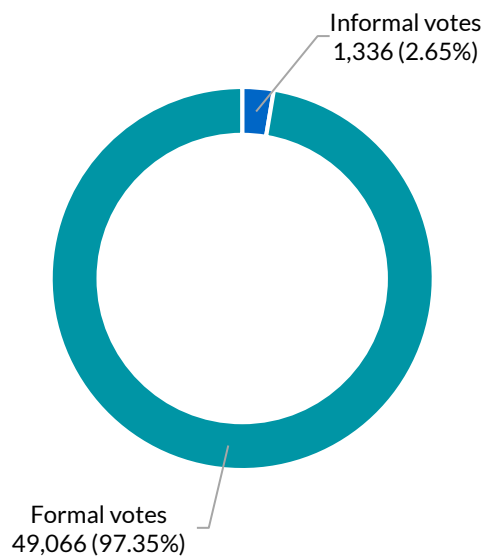
Total votes: 50,402 **Formal:** 49,066 **Informal:** 1,336 **Formality:** 97.35%

How the district voted

Votes by vote type



Formal/informal votes



Apparent failure to vote notices issued: 2,663

Apparent failure to vote notices issued as a percentage of the district electoral roll: 4.85%

Nominated candidates and party affiliation

ARMSTRONG Jen	Australian Labor Party (NSW Branch)
CAMERON Gaye	Pauline Hanson's One Nation
CAPSIS George	Christian Democratic Party (Fred Nile Group)
HUGHES Nick	Sustainable Australia (NSW)
HUNT Nathan	The Greens NSW
PETINOS Eleni	The Liberal Party of Australia, New South Wales Division

Candidates

Number registered: 6	Number nominated: 6
----------------------	---------------------

Election operations

Staffing

Election manager	1
Office assistants	22
Senior office assistants	7
Voting centre managers (including deputy VCMs)	37
Declaration vote issuing officers	56
Election officials	112
Total staff	235

Voting centres

Early voting centres	3
Declared facilities	7
Election day voting centres	27

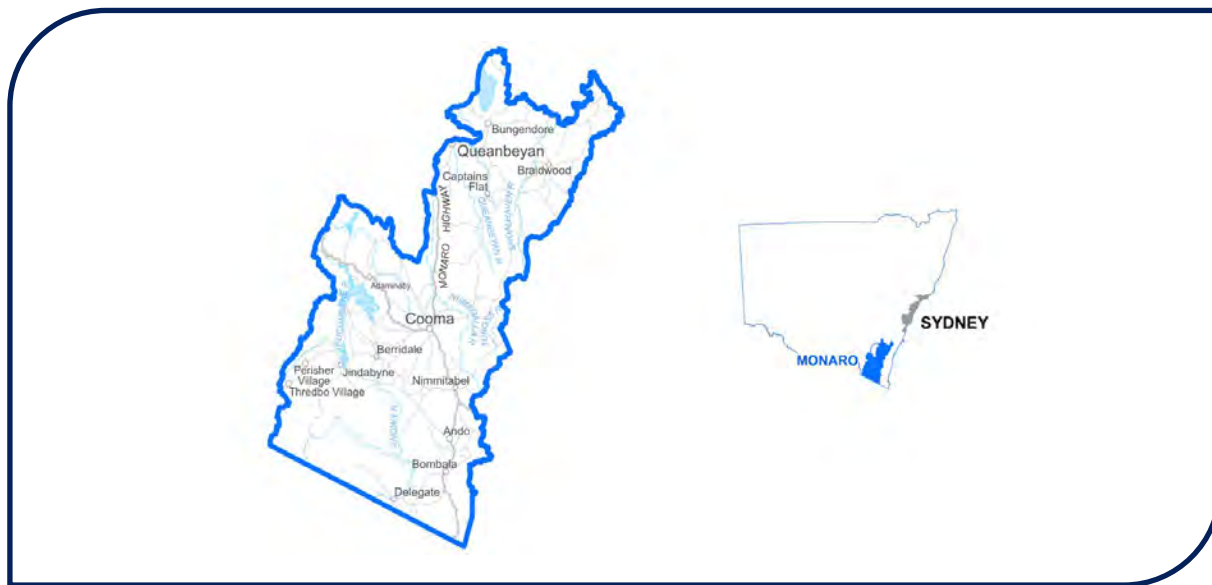
Election manager's office

- The Kiora Centre, Shop 7/29 Kiora Road Miranda NSW 2228

Early voting centre locations

- Miranda election manager's office
- Sutherland
- Sydney Town Hall

Monaro



District summary

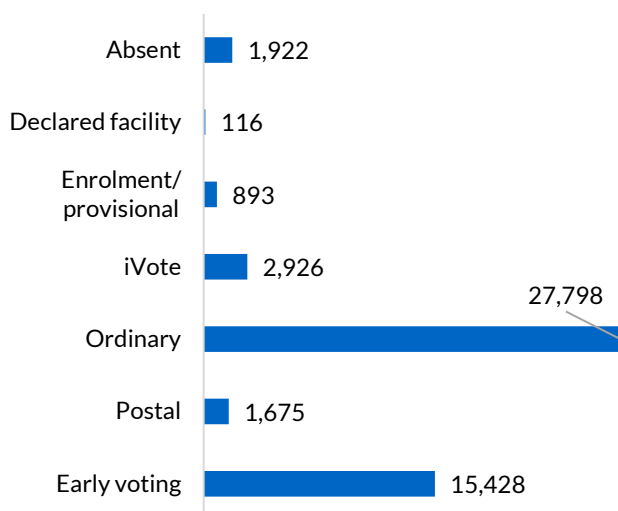
Successful candidate: BARILARO John, National Party of Australia - NSW

Enrolment: 56,951

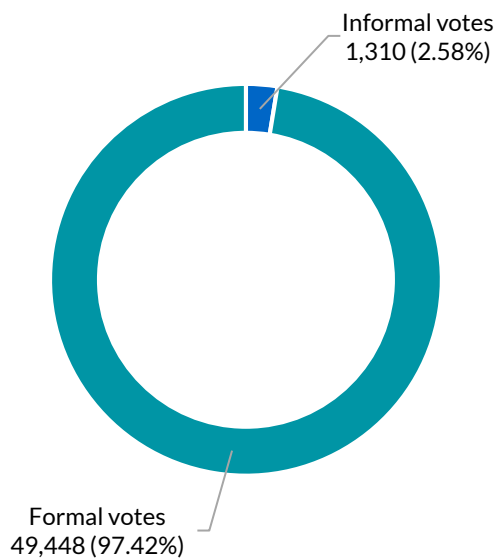
Total votes: 50,758 **Formal:** 49,448 **Informal:** 1,310 **Formality:** 97.42%

How the district voted

Votes by vote type



Formal/informal votes



Apparent failure to vote notices issued: 4,713

Apparent failure to vote notices issued as a percentage of the district electoral roll: 8.28%

Nominated candidates and party affiliation

BARILARO John	National Party of Australia - NSW
HOLTON Mick	Shooters, Fishers and Farmers Party (NSW) Incorporated
MARSHALL Peter	The Greens NSW
SEYMOUR Frankie	Animal Justice Party
THALER Andrew	Independent
WILSON Bryce	Country Labor Party

Candidates

Number registered: 6	Number nominated: 6
----------------------	---------------------

Election operations

Staffing

Election manager	1
Office assistants	59
Senior office assistants	9
Voting centre managers (including deputy VCMs)	35
Declaration vote issuing officers	46
Election officials	94
Total staff	244

Voting centres

Early voting centres	5
Declared facilities	8
Election day voting centres	28

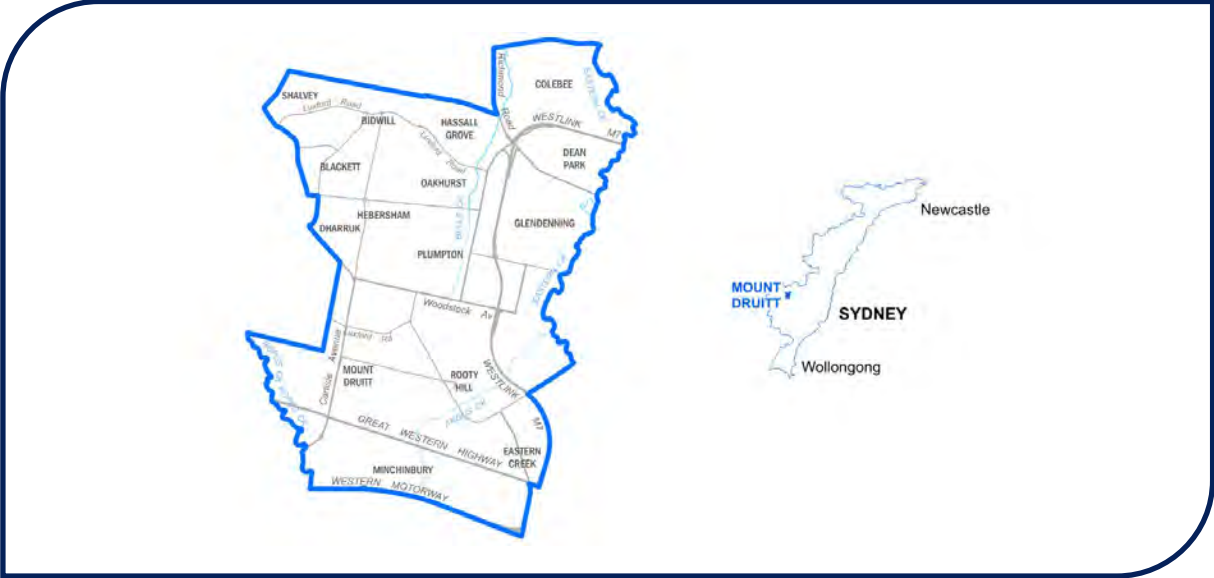
Election manager's office

- 226-228 Crawford Street, Queanbeyan NSW 2620

Early voting centre locations

- Braidwood
- Cooma
- Jindabyne
- Monaro election manager's office
- Sydney Town Hall

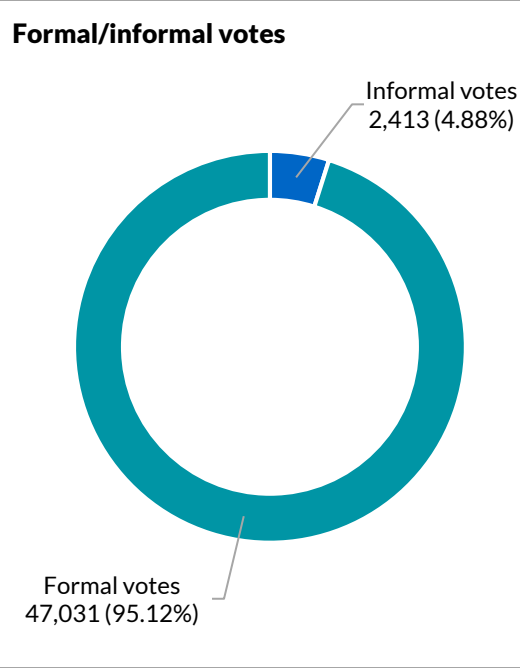
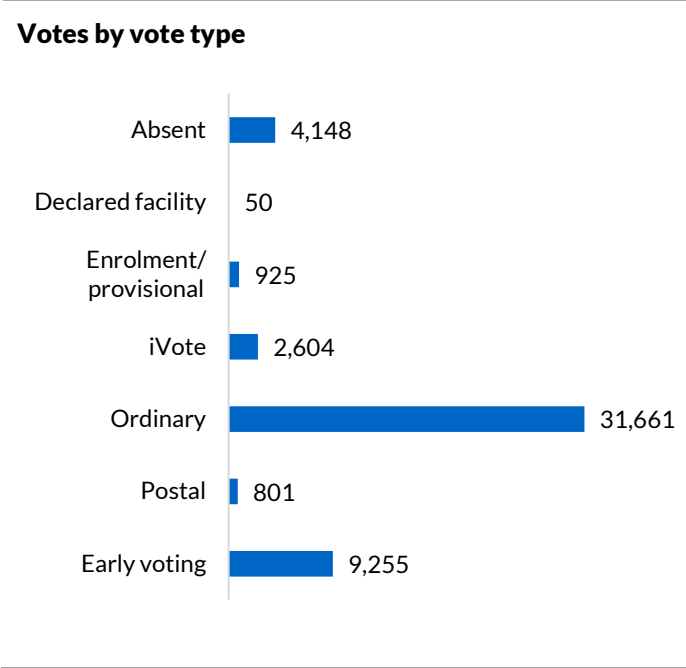
Mount Druitt



District summary

Successful candidate: ATALLA Edmond, Australian Labor Party (NSW Branch)			
Enrolment: 56,357			
Total votes: 49,444	Formal: 47,031	Informal: 2,413	Formality: 95.12%

How the district voted



Apparent failure to vote notices issued: 5,607

Apparent failure to vote notices issued as a percentage of the district electoral roll: 9.95%

Nominated candidates and party affiliation

ATALLA Edmond	Australian Labor Party (NSW Branch)
GREWAL Samraat	Christian Democratic Party (Fred Nile Group)
LANG George	Australian Conservatives (NSW)
ROBERTSON Brent	The Greens NSW
RUSEV Mark	The Liberal Party of Australia, New South Wales Division

Candidates

Number registered: 5	Number nominated: 5
----------------------	---------------------

Election operations

Staffing

Election manager	1
Office assistants	52
Senior office assistants	7
Voting centre managers (including deputy VCMs)	30
Declaration vote issuing officers	46
Election officials	100
Total staff	236

Voting centres

Early voting centres	2
Declared facilities	3
Election day voting centres	20

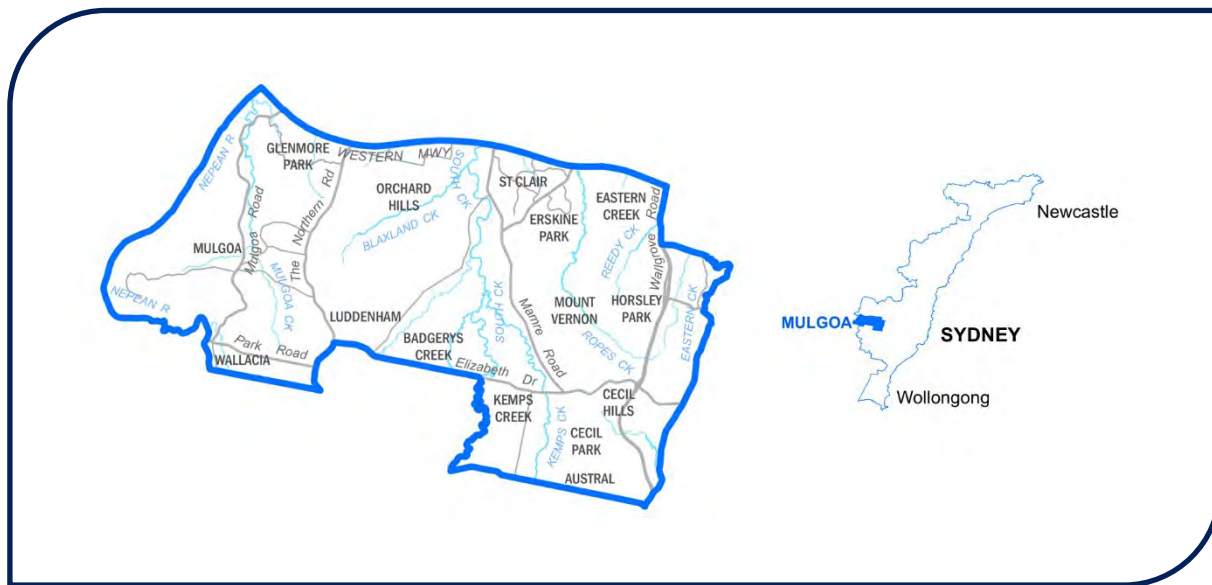
Election manager's office

- 11 Cleeve Close, Mount Druitt NSW 2770

Early voting centre locations

- Mount Druitt election manager's office
- Sydney Town Hall

Mulgoa



District summary

Successful candidate: DAVIES Tanya, The Liberal Party of Australia, New South Wales Division

Enrolment: 58,259

Total votes: 53,588

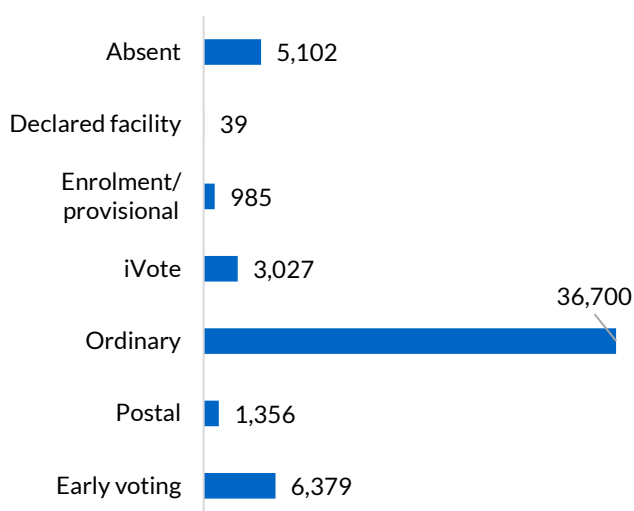
Formal: 51,375

Informal: 2,213

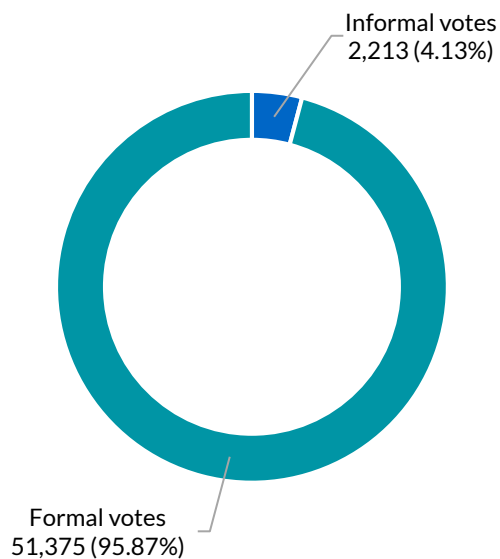
Formality: 95.87%

How the district voted

Votes by vote type



Formal/informal votes



Apparent failure to vote notices issued: 3,263

Apparent failure to vote notices issued as a percentage of the district electoral roll: 5.60%

Nominated candidates and party affiliation

BIJOK Jessie	Sustainable Australia (NSW)
CARNEY Todd	Australian Labor Party (NSW Branch)
DAVIES Tanya	The Liberal Party of Australia, New South Wales Division
SHIELD Rob	The Greens NSW

Candidates

Number registered: 5	Number nominated: 4
----------------------	---------------------

Election operations

Staffing

Election manager	1
Office assistants	20
Senior office assistants	8
Voting centre managers (including deputy VCMs)	35
Declaration vote issuing officers	54
Election officials	118
Total staff	236

Voting centres

Early voting centres	5
Declared facilities	1
Election day voting centres	22

Election manager's office

- Sydney International Shooting Centre, Range Road Cecil Park NSW 2178

Early voting centre locations

- Carnes Hill
- Mulgoa election manager's office
- Penrith
- St Clair
- Sydney Town Hall

Murray



District summary

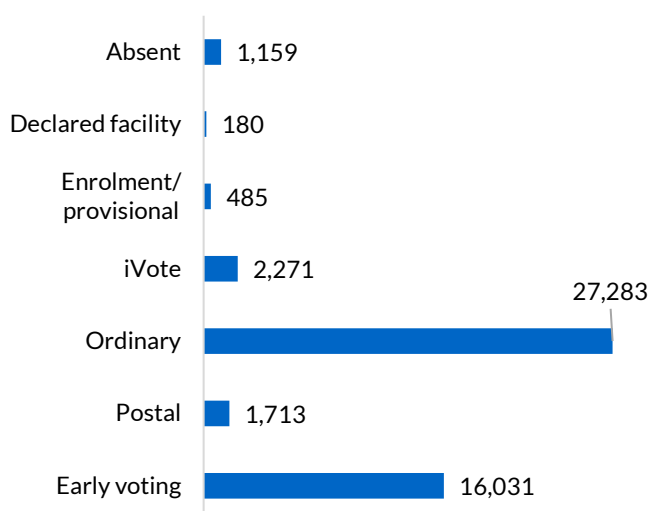
Successful candidate: DALTON Helen, Shooters, Fishers and Farmers Party (NSW) Incorporated

Enrolment: 55,784

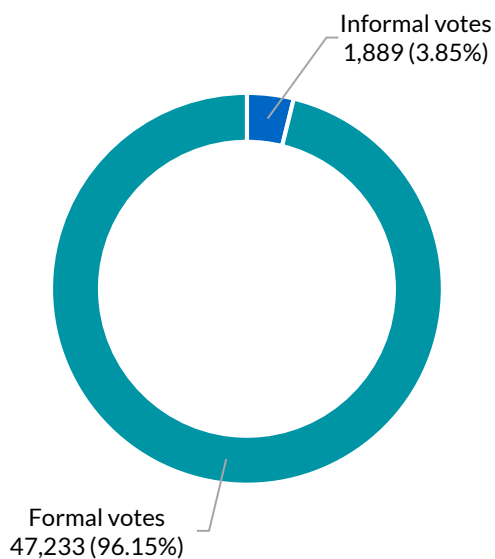
Total votes: 49,122 **Formal:** 47,233 **Informal:** 1,889 **Formality:** 96.15%

How the district voted

Votes by vote type



Formal/informal votes



Apparent failure to vote notices issued: 4,679

Apparent failure to vote notices issued as a percentage of the district electoral roll: 8.39%

Nominated candidates and party affiliation

DALTON Helen	Shooters, Fishers and Farmers Party (NSW) Incorporated
DAVIES Liam	Keep Sydney Open Party
DE SILVA Nivanka	The Greens NSW
EVANS Austin	National Party of Australia - NSW
KENDALL Carl	Sustainable Australia (NSW)
LANDINI David	Independent
LANGFIELD Philip	Christian Democratic Party (Fred Nile Group)
MILLS Brian	Independent
PURTILL Alan	Country Labor Party
WEYRICH Tom	Pauline Hanson's One Nation

Candidates

Number registered: 10	Number nominated: 10
-----------------------	----------------------

Election operations

Staffing

Election manager	1
Office assistants	52
Senior office assistants	10
Voting centre managers (including deputy VCMs)	49
Declaration vote issuing officers	35
Election officials	116
Total staff	263

Voting centres

Early voting centres	7
Declared facilities	14
Election day voting centres	47

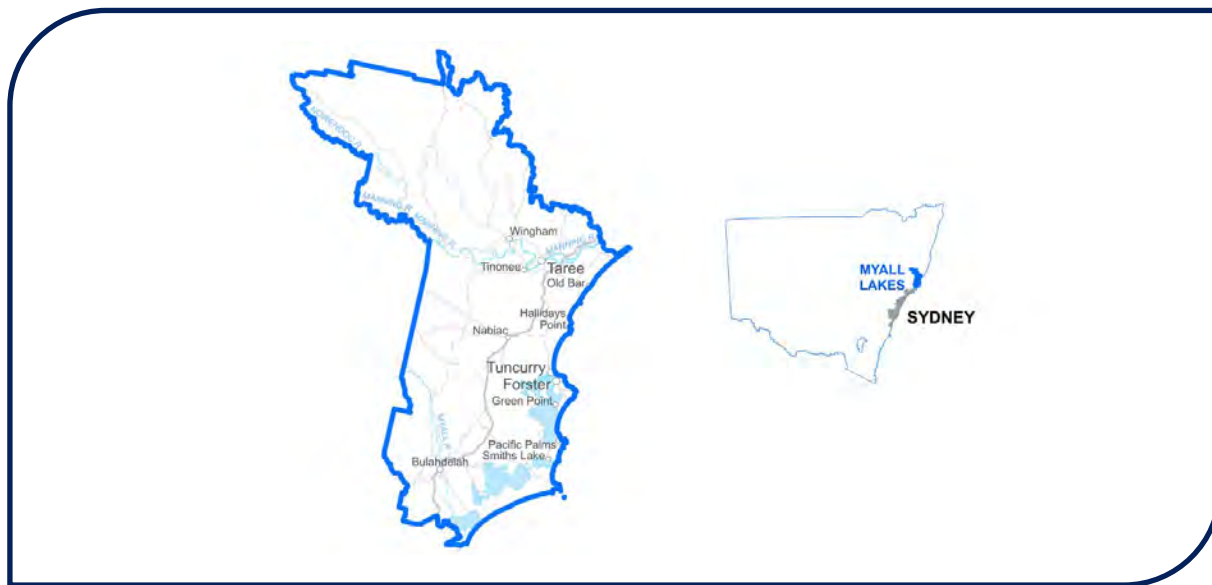
Election manager's office

- 123 Banna Avenue, Griffith NSW 2680

Early voting centre locations

- Deniliquin
- Moama
- Sydney Town Hall
- Wiradjuri
- Leeton
- Murray election manager's office
- Wentworth

Myall Lakes



District summary

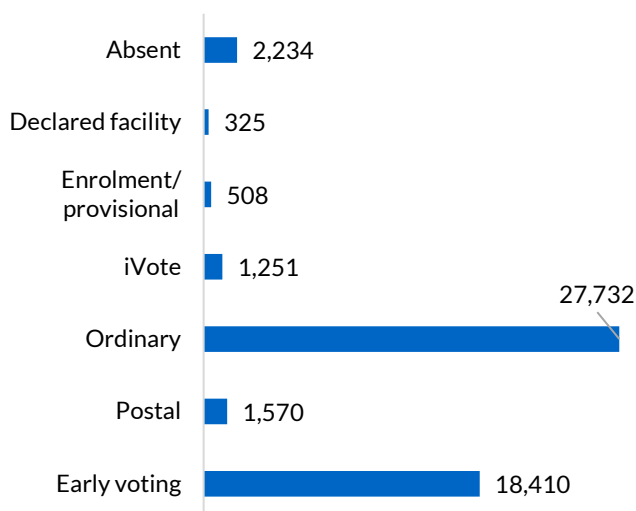
Successful candidate: BROMHEAD Stephen, National Party of Australia - NSW

Enrolment: 57,689

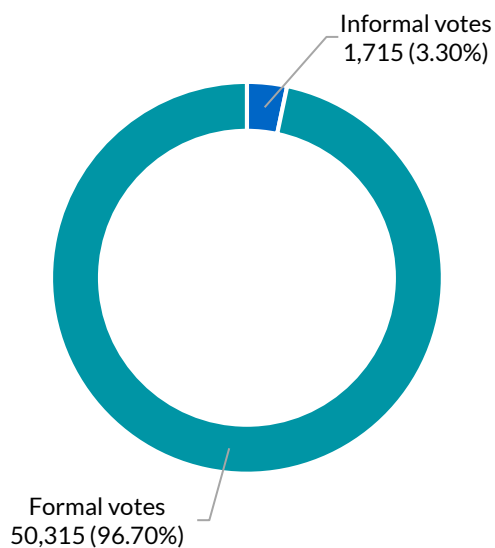
Total votes: 52,030 **Formal:** 50,315 **Informal:** 1,715 **Formality:** 96.70%

How the district voted

Votes by vote type



Formal/informal votes



Apparent failure to vote notices issued: 3,537

Apparent failure to vote notices issued as a percentage of the district electoral roll: 6.13%

Nominated candidates and party affiliation

BROMHEAD Stephen	National Party of Australia - NSW
BYE Quentin	Sustainable Australia (NSW)
ELLIOTT Heather	Shooters, Fishers and Farmers Party (NSW) Incorporated
KEEGAN David	Country Labor Party
SANDILANDS Paul	Independent
SPENCE Eleanor (Ellie)	The Greens NSW

Candidates

Number registered: 6	Number nominated: 6
----------------------	---------------------

Election operations

Staffing

Election manager	1
Office assistants	37
Senior office assistants	6
Voting centre managers (including deputy VCMs)	39
Declaration vote issuing officers	48
Election officials	99
Total staff	230

Voting centres

Early voting centres	3
Declared facilities	13
Election day voting centres	34

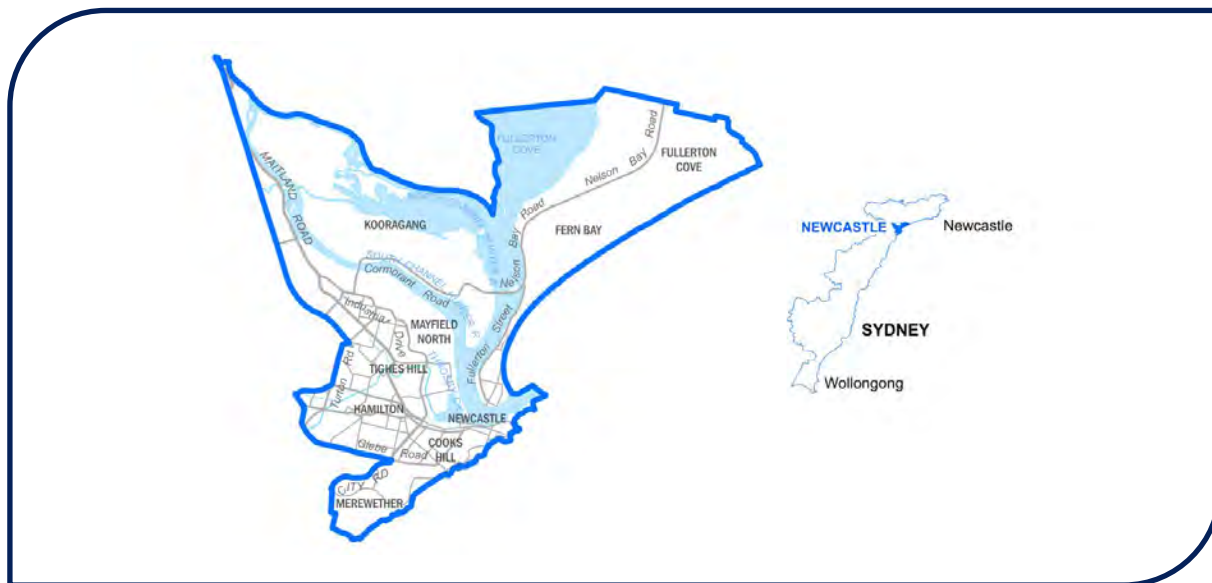
Election manager's office

- 50 Wharf Street, Forster NSW 2428

Early voting centre locations

- Myall Lakes election manager's office
- Sydney Town Hall
- Taree

Newcastle



District summary

Successful candidate: CRAKANTHORP Tim, Australian Labor Party (NSW Branch)

Enrolment: 59,126

Total votes: 52,022

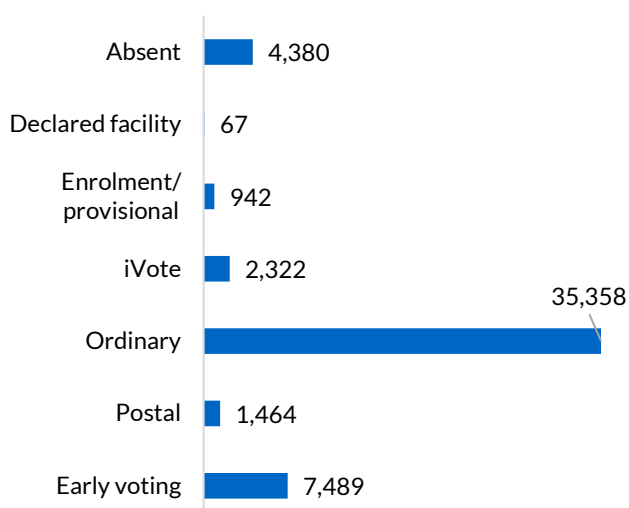
Formal: 50,319

Informal: 1,703

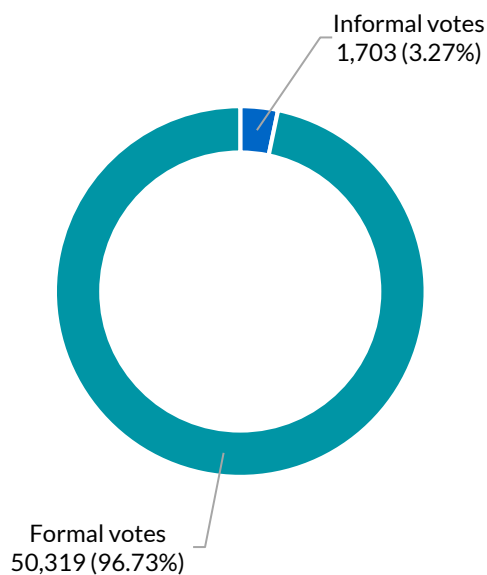
Formality: 96.73%

How the district voted

Votes by vote type



Formal/informal votes



Apparent failure to vote notices issued: 4,638

Apparent failure to vote notices issued as a percentage of the district electoral roll: 7.84%

Nominated candidates and party affiliation

BREMNER YOUNG Sean	Animal Justice Party
CRAKANTHORP Tim	Australian Labor Party (NSW Branch)
FREDERICKS Glen	The Small Business Party
JELFS Beverley	Sustainable Australia (NSW)
KEATING Blake	The Liberal Party of Australia, New South Wales Division
LOOKER Claudia	Keep Sydney Open Party
McCABE Charlotte	The Greens NSW
O'BRIEN Steve	SocialistAlliance

Candidates

Number registered: 8	Number nominated: 8
----------------------	---------------------

Election operations

Staffing

Election manager	1
Office assistants	35
Senior office assistants	5
Voting centre managers (including deputy VCMs)	40
Declaration vote issuing officers	76
Election officials	111
Total staff	268

Voting centres

Early voting centres	2
Declared facilities	5
Election day voting centres	28

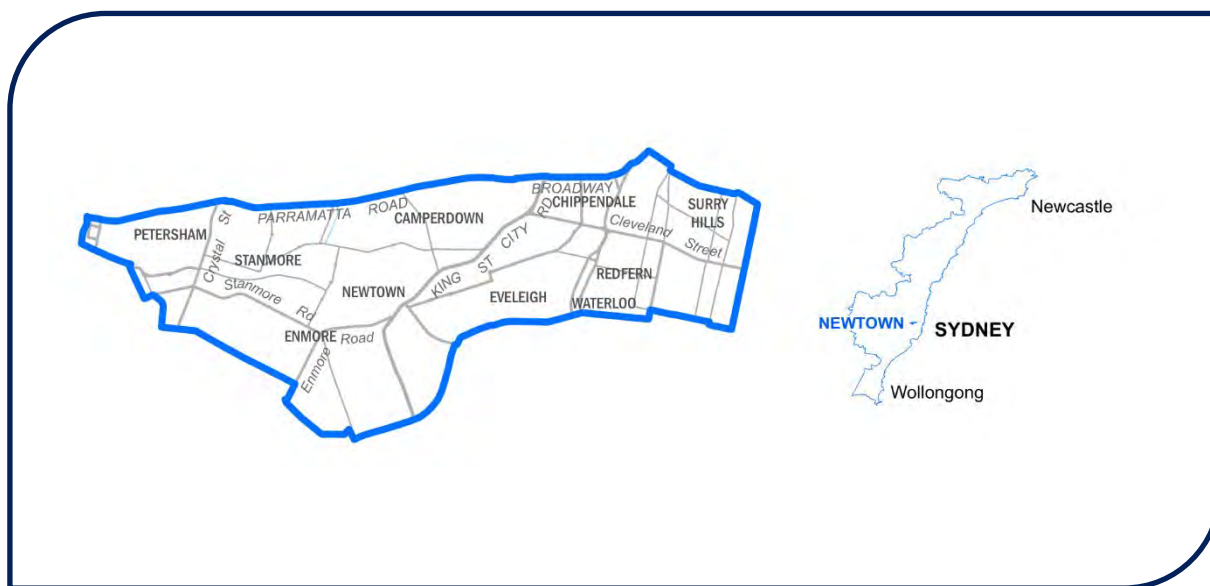
Election manager's office

- Ground Floor 259 King Street, Newcastle NSW 2300

Early voting centre locations

- Newcastle election manager's office
- Sydney Town Hall

Newtown



District summary

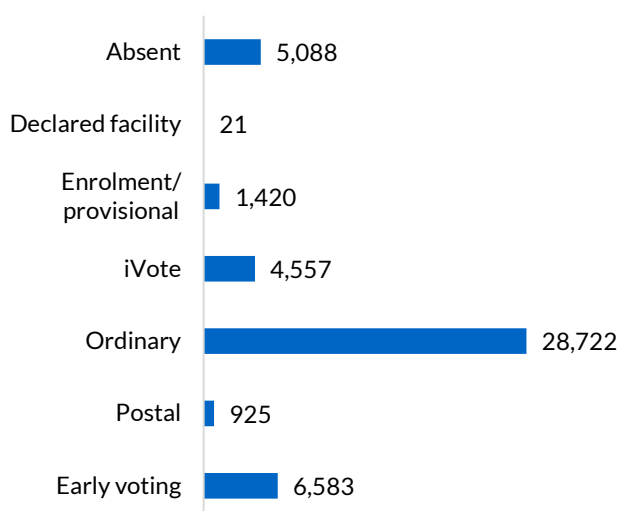
Successful candidate: LEONG Jenny, The Greens NSW

Enrolment: 56,412

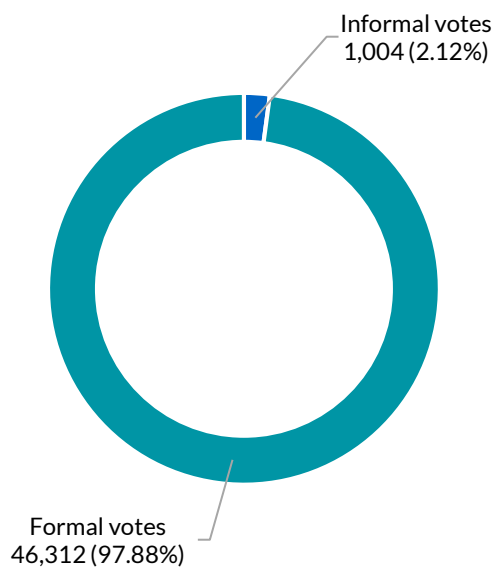
Total votes: 47,316 **Formal:** 46,312 **Informal:** 1,004 **Formality:** 97.88%

How the district voted

Votes by vote type



Formal/informal votes



Apparent failure to vote notices issued: 6,460

Apparent failure to vote notices issued as a percentage of the district electoral roll: 11.45%

Nominated candidates and party affiliation

BUCKMASTER Michelle	Animal Justice Party
INDRAGHANTI Rohan	The Liberal Party of Australia, New South Wales Division
INGRAM Norma	Australian Labor Party (NSW Branch)
LE SAUX Aaron	The Small Business Party
LEONG Jenny	The Greens NSW
WATSON Hugh	Sustainable Australia (NSW)
WHITE Laura	Keep Sydney Open Party

Candidates

Number registered: 7	Number nominated: 7
----------------------	---------------------

Election operations

Staffing

Election manager	1
Office assistants	30
Senior office assistants	8
Voting centre managers (including deputy VCMs)	33
Declaration vote issuing officers	102
Election officials	100
Total staff	274

Voting centres

Early voting centres	5
Declared facilities	1
Election day voting centres	27

Election manager's office

- Level 6, Cnr Gibbons & Redfern Sts, Redfern NSW 2016

Early voting centre locations

- Leichhardt
- Newtown election manager's office
- Ultimo
- Marrickville
- Sydney Town Hall

North Shore



District summary

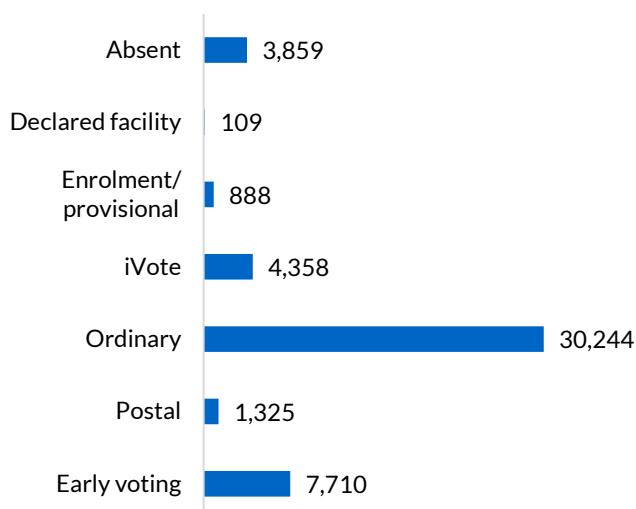
Successful candidate: WILSON Felicity, The Liberal Party of Australia, New South Wales Division

Enrolment: 55,332

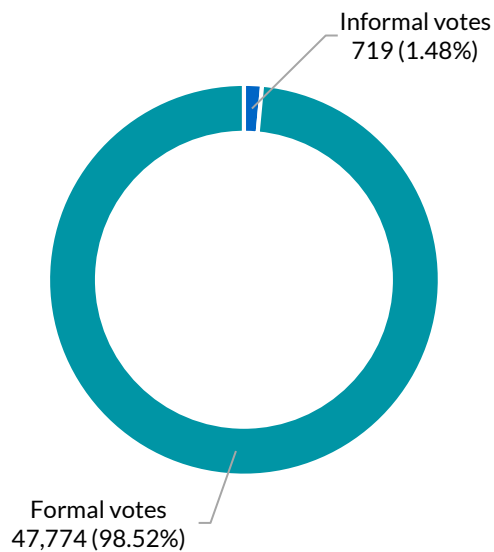
Total votes: 48,493 **Formal:** 47,774 **Informal:** 719 **Formality:** 98.52%

How the district voted

Votes by vote type



Formal/informal votes



Apparent failure to vote notices issued: 4,279

Apparent failure to vote notices issued as a percentage of the district electoral roll: 7.73%

Nominated candidates and party affiliation

BOAST Victoria	Sustainable Australia (NSW)
BOUCHIER Olivia	Animal Justice Party
CORRIGAN Carolyn	Independent
FURPHY Colin	Keep Sydney Open Party
GRIMSHAW Jeffrey	Australian Conservatives (NSW)
GUNNING Sam	Liberal Democratic Party
LESTER Michael	Australian Labor Party (NSW Branch)
PETTIGREW Toby	The Greens NSW
WILSON Felicity	The Liberal Party of Australia, New South Wales Division

Candidates

Number registered: 9	Number nominated: 9
----------------------	---------------------

Election operations

Staffing

Election manager	1
Office assistants	34
Senior office assistants	7
Voting centre managers (including deputy VCMs)	31
Declaration vote issuing officers	61
Election officials	100
Total staff	234

Voting centres

Early voting centres	3
Declared facilities	3
Election day voting centres	21

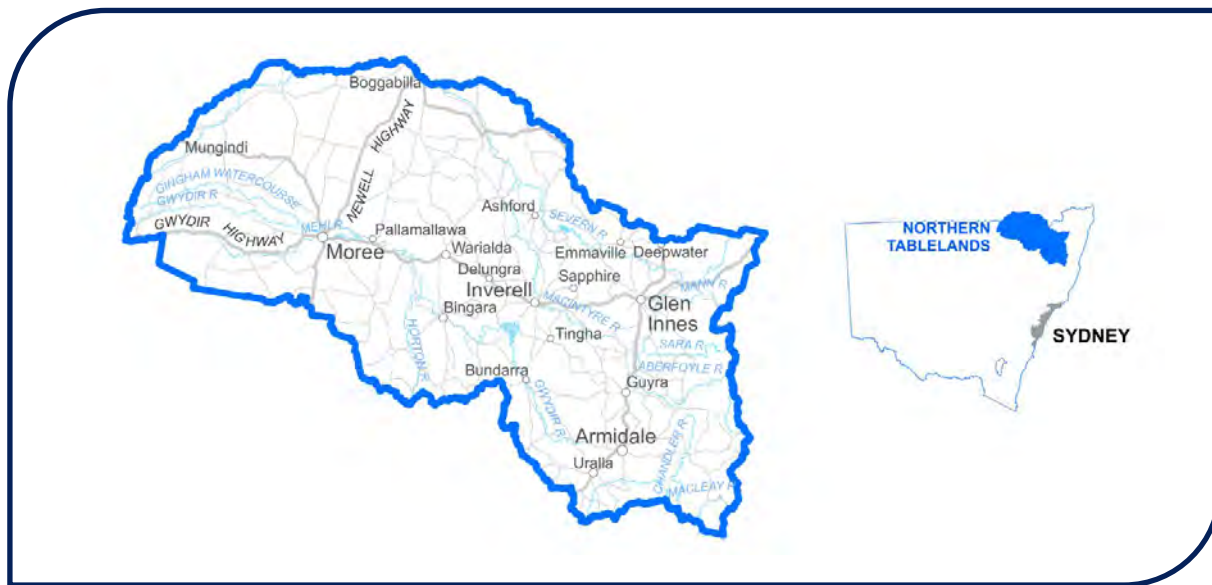
Election manager's office

- Suite 3.01, 1 James Place, North Sydney NSW 2060

Early voting centre locations

- Mosman
- Sydney Town Hall
- North Shore election manager's office

Northern Tablelands



District summary

Successful candidate: MARSHALL Adam, National Party of Australia - NSW

Enrolment: 55,371

Total votes: 49,657

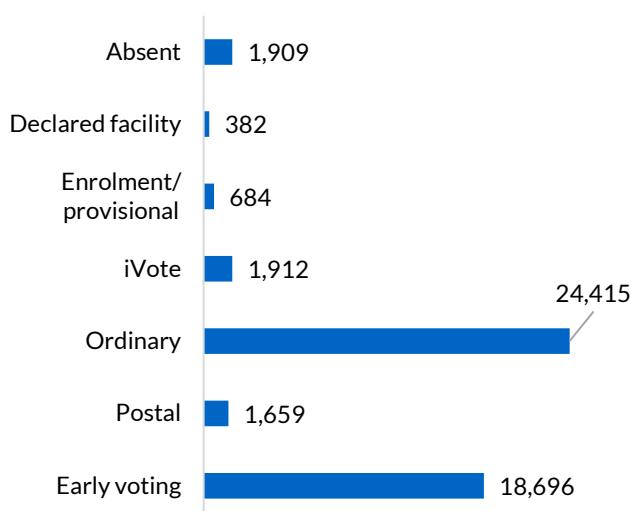
Formal: 48,678

Informal: 979

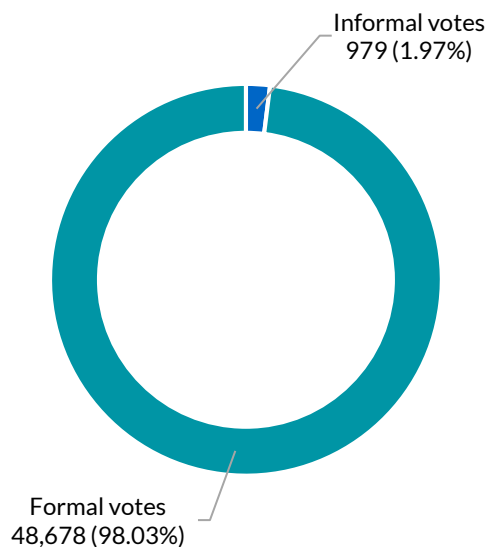
Formality: 98.03%

How the district voted

Votes by vote type



Formal/informal votes



Apparent failure to vote notices issued: 4,273

Apparent failure to vote notices issued as a percentage of the district electoral roll: 7.72%

Nominated candidates and party affiliation

MARSHALL Adam	National Party of Australia - NSW
O'BRIEN Debra	Country Labor Party
ROBINSON Dorothy	The Greens NSW
SINGLE Rayne	Shooters, Fishers and Farmers Party (NSW) Incorporated

Candidates

Number registered: 4	Number nominated: 4
----------------------	---------------------

Election operations

Staffing

Election manager	1
Office assistants	52
Senior office assistants	9
Voting centre managers (including deputy VCMs)	48
Declaration vote issuing officers	44
Election officials	99
Total staff	253

Voting centres

Early voting centres	5
Declared facilities	19
Election day voting centres	46

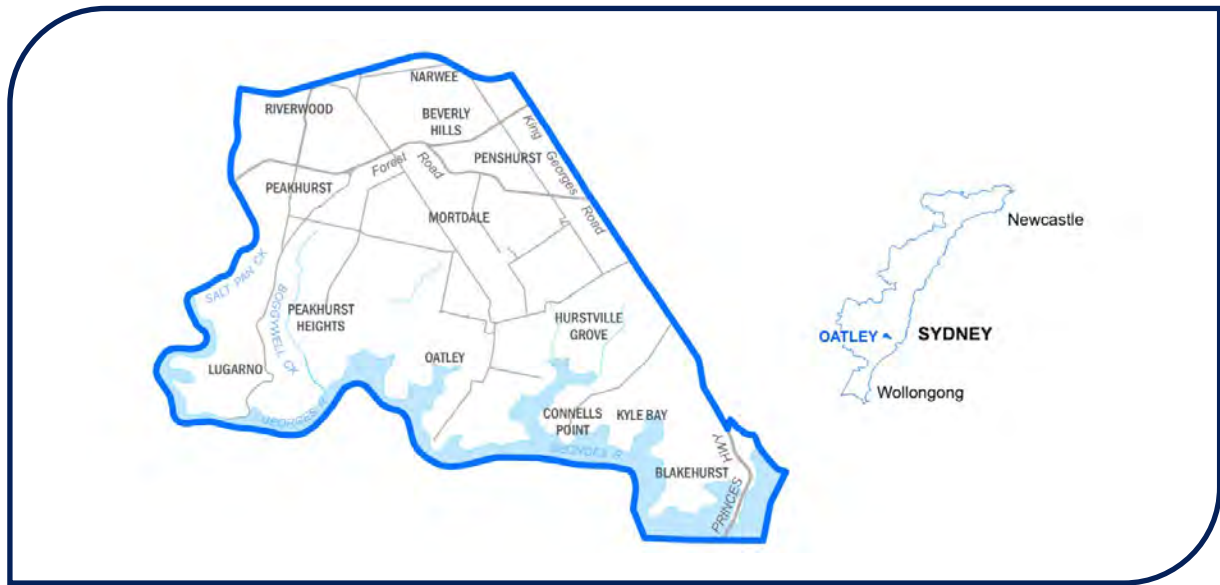
Election manager's office

- 178 Beardy Street, Armidale NSW 2350

Early voting centre locations

- Glen Innes
- Inverell
- Moree
- Northern Tablelands election manager's office
- Sydney Town Hall

Oatley



District summary

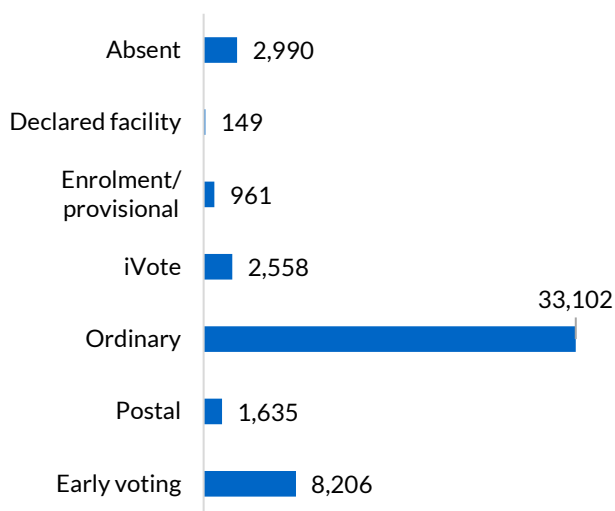
Successful candidate: COURE Mark, The Liberal Party of Australia, New South Wales Division

Enrolment: 53,780

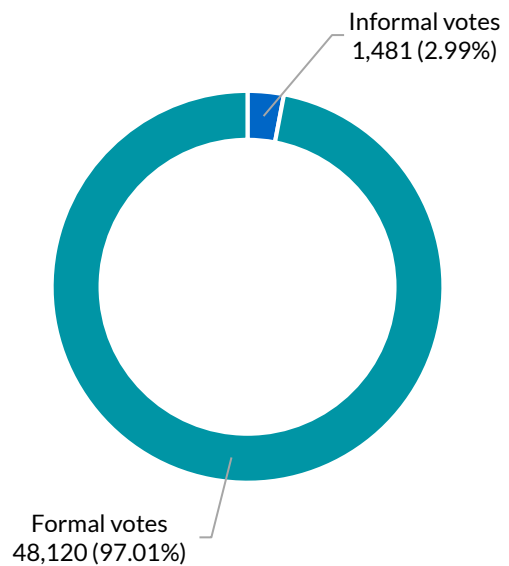
Total votes: 49,601 **Formal:** 48,120 **Informal:** 1,481 **Formality:** 97.01%

How the district voted

Votes by vote type



Formal/informal votes



Apparent failure to vote notices issued: 2,777

Apparent failure to vote notices issued as a percentage of the district electoral roll: 5.16%

Nominated candidates and party affiliation

BONGOMIN Raphael	Shooters, Fishers and Farmers Party (NSW) Incorporated
COURE Mark	The Liberal Party of Australia, New South Wales Division
DRAGONE Gianluca	The Greens NSW
MANNERING Lucy	Australian Labor Party (NSW Branch)
PRESTON Mark	Pauline Hanson's One Nation

Candidates

Number registered: 5	Number nominated: 5
----------------------	---------------------

Election operations

Staffing

Election manager	1
Office assistants	35
Senior office assistants	6
Voting centre managers (including deputy VCMs)	33
Declaration vote issuing officers	42
Election officials	106
Total staff	223

Voting centres

Early voting centres	3
Declared facilities	4
Election day voting centres	20

Election manager's office

- Unit 1 & Unit 2, 77 Boundary Road, Mortdale NSW 2223

Early voting centre locations

- Hurstville
- Oatley election manager's office
- Sydney Town Hall

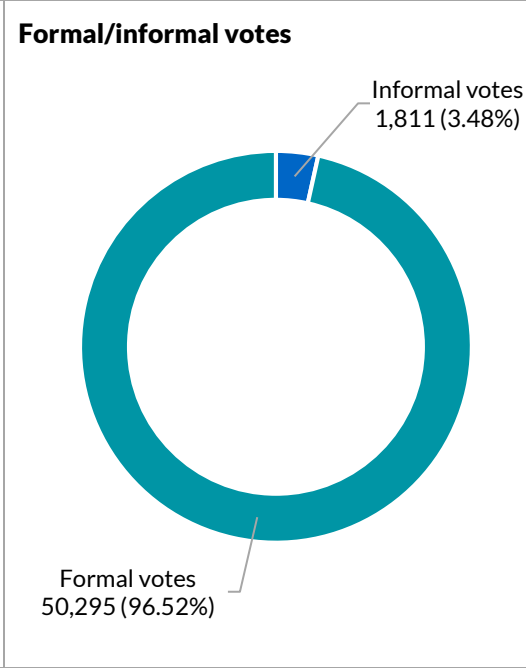
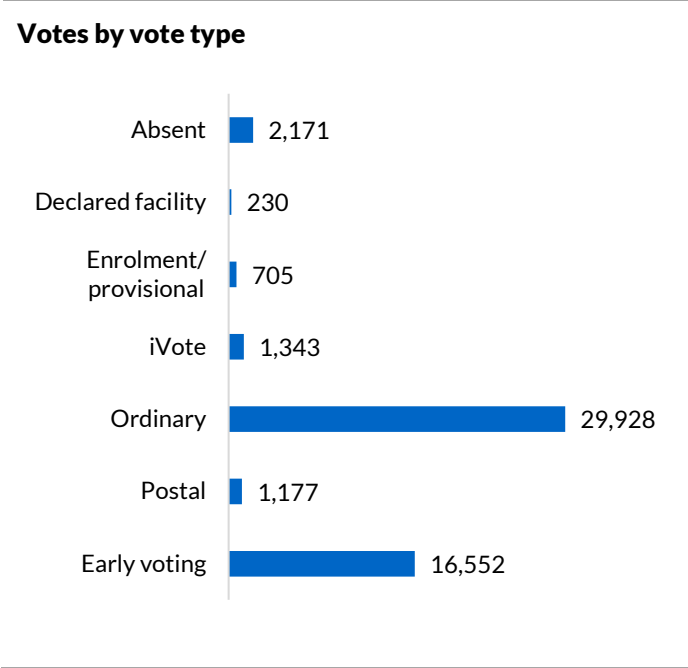
Orange



District summary

Successful candidate: DONATO Philip, Shooters, Fishers and Farmers Party (NSW) Incorporated			
Enrolment: 56,939			
Total votes: 52,106	Formal: 50,295	Informal: 1,811	Formality: 96.52%

How the district voted



Apparent failure to vote notices issued: 3,539

Apparent failure to vote notices issued as a percentage of the district electoral roll: 6.22%

Nominated candidates and party affiliation

BAXTER Terri	Independent
BISGROVE Stephen	Liberal Democratic Party
DAVEY Maurice	Christian Democratic Party (Fred Nile Group)
DONATO Philip	Shooters, Fishers and Farmers Party (NSW) Incorporated
HAZELTON Kate	National Party of Australia - NSW
McMAHON Garry	Australian Conservatives (NSW)
NUGENT Stephen	The Greens NSW
O'BRIEN David	Keep Sydney Open Party
SANGER Luke	Country Labor Party

Candidates

Number registered: 9	Number nominated: 9
----------------------	---------------------

Election operations

Staffing

Election manager	1
Office assistants	50
Senior office assistants	6
Voting centre managers (including deputy VCMs)	46
Declaration vote issuing officers	43
Election officials	109
Total staff	255

Voting centres

Early voting centres	4
Declared facilities	13
Election day voting centres	39

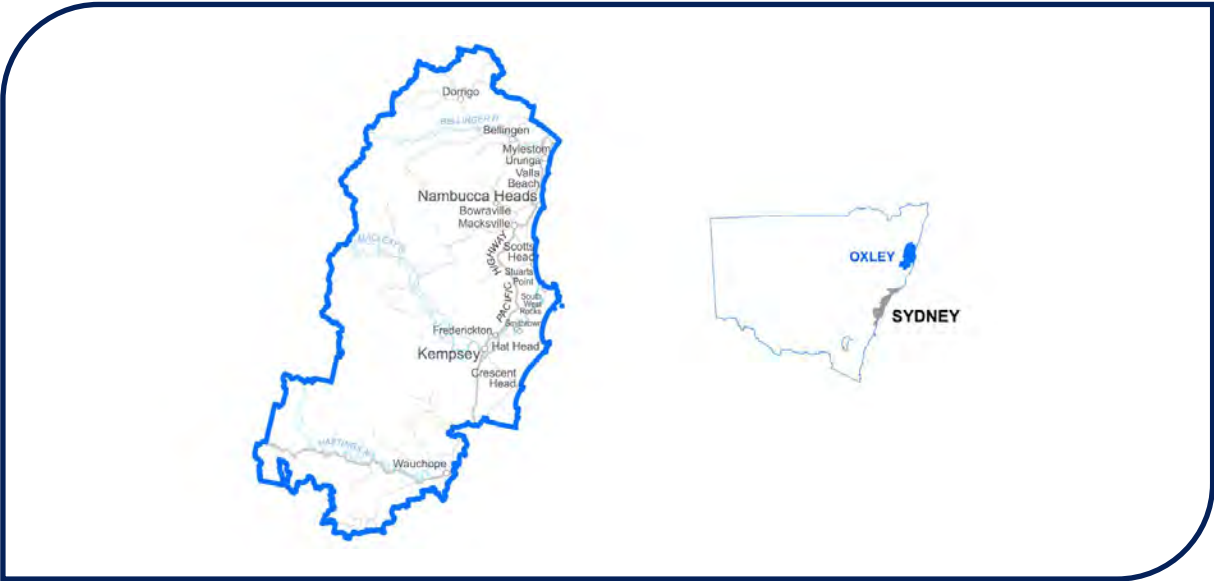
Election manager's office

- 2/211 Peisley Street, Orange NSW 2800

Early voting centre locations

- Forbes
- Parkes
- Orange election manager's office
- Sydney Town Hall

Oxley



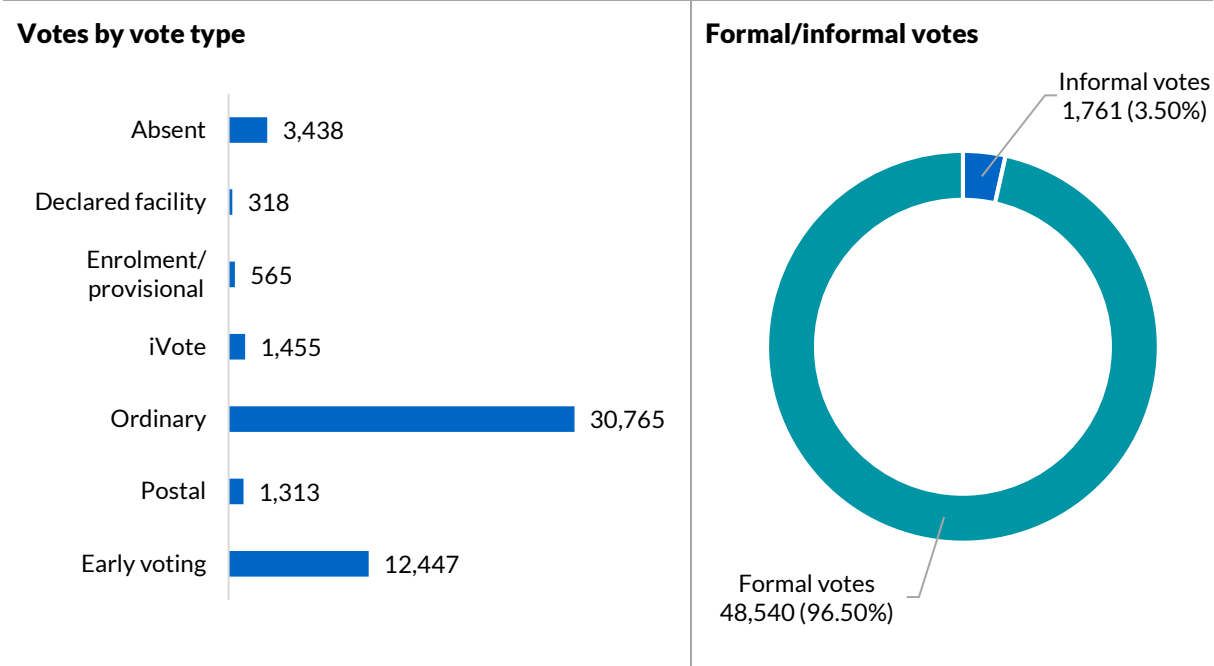
District summary

Successful candidate: PAVEY Melinda, National Party of Australia - NSW

Enrolment: 57,131

Total votes: 50,301 **Formal:** 48,540 **Informal:** 1,761 **Formality:** 96.50%

How the district voted



Apparent failure to vote notices issued: 4,767

Apparent failure to vote notices issued as a percentage of the district electoral roll: 8.34%

Nominated candidates and party affiliation

BAIN Arthur	The Greens NSW
JENVEY Susan	Country Labor Party
PAVEY Melinda	National Party of Australia - NSW
SAUL Dean	Shooters, Fishers and Farmers Party (NSW) Incorporated
SMYTHE Debbie	Sustainable Australia (NSW)

Candidates

Number registered: 5	Number nominated: 5
----------------------	---------------------

Election operations

Staffing

Election manager	1
Office assistants	65
Senior office assistants	7
Voting centre managers (including deputy VCMs)	45
Declaration vote issuing officers	46
Election officials	111
Total staff	275

Voting centres

Early voting centres	4
Declared facilities	12
Election day voting centres	41

Election manager's office

- 60 Smith Street, Kempsey NSW 2440

Early voting centre locations

- Nambucca Heads
- Oxley election manager's office
- Sydney Town Hall
- Wauchope

Parramatta



District summary

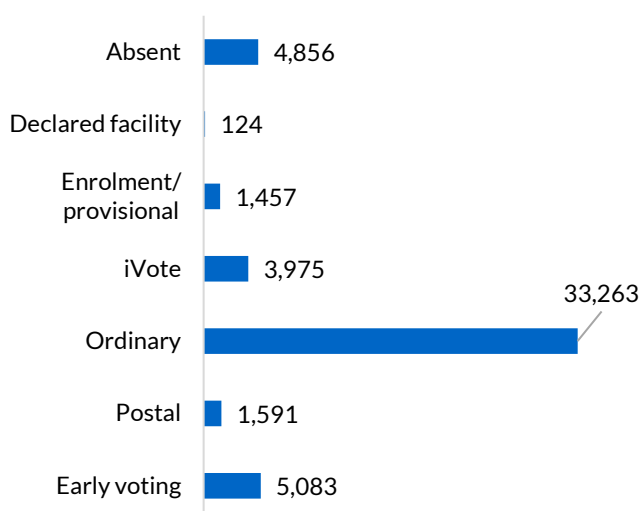
Successful candidate: LEE Geoffrey, The Liberal Party of Australia, New South Wales Division

Enrolment: 57,023

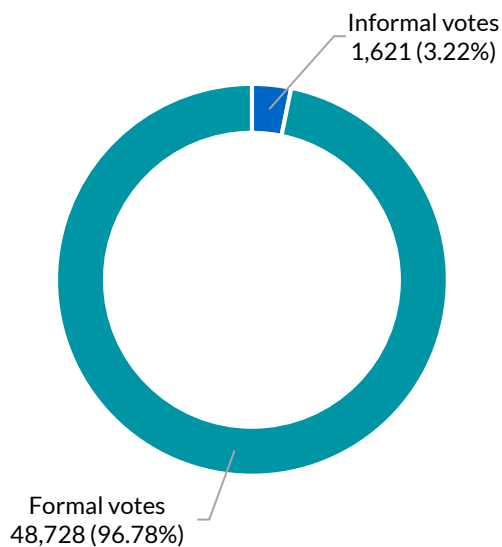
Total votes: 50,349 **Formal:** 48,728 **Informal:** 1,621 **Formality:** 96.78%

How the district voted

Votes by vote type



Formal/informal votes



Apparent failure to vote notices issued: 4,835

Apparent failure to vote notices issued as a percentage of the district electoral roll: 8.48%

Nominated candidates and party affiliation

BELLWOOD Samuel	Keep Sydney Open Party
BRADLEY Phil	The Greens NSW
GARRARD Michelle	Independent
LEE Geoffrey	The Liberal Party of Australia, New South Wales Division
MOLTTER Jasmina	Sustainable Australia (NSW)
PRICE Susan	SocialistAlliance
SCULLY Liz	Australian Labor Party (NSW Branch)

Candidates

Number registered: 7	Number nominated: 7
----------------------	---------------------

Election operations

Staffing

Election manager	1
Office assistants	45
Senior office assistants	5
Voting centre managers (including deputy VCMs)	32
Declaration vote issuing officers	53
Election officials	104
Total staff	240

Voting centres

Early voting centres	2
Declared facilities	3
Election day voting centres	22

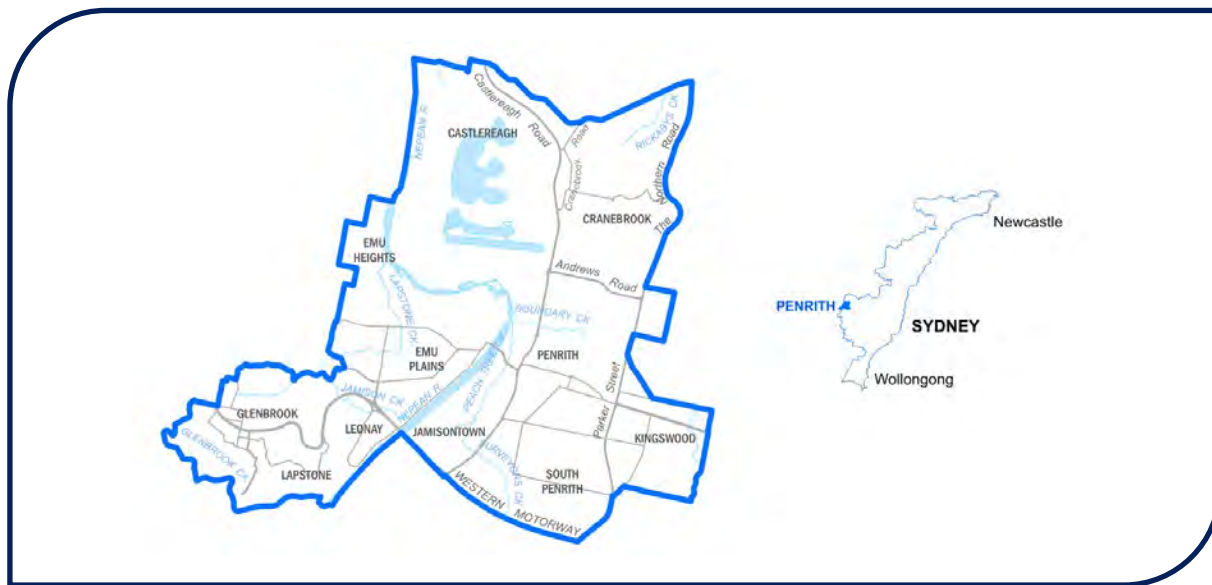
Election manager's office

- 23-27 Macquarie Street, Parramatta NSW 2150

Early voting centre locations

- Parramatta election manager's office
- Sydney Town Hall

Penrith



District summary

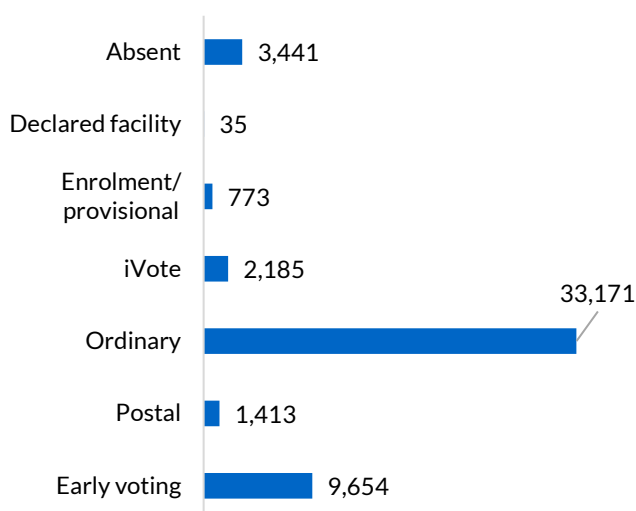
Successful candidate: AYRES Stuart, The Liberal Party of Australia, New South Wales Division

Enrolment: 56,565

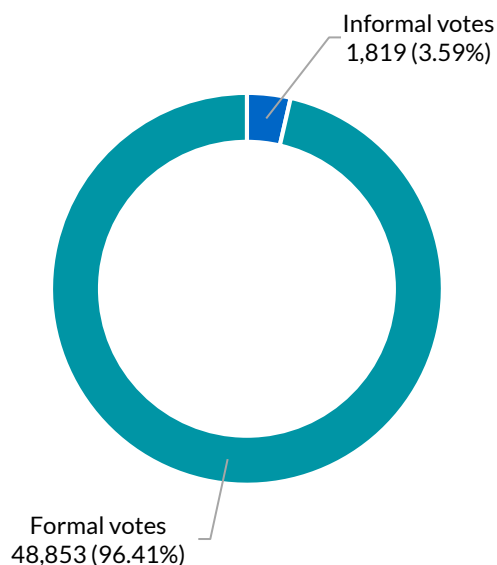
Total votes: 50,672 **Formal:** 48,853 **Informal:** 1,819 **Formality:** 96.41%

How the district voted

Votes by vote type



Formal/informal votes



Apparent failure to vote notices issued: 3,983

Apparent failure to vote notices issued as a percentage of the district electoral roll: 7.04%

Nominated candidates and party affiliation

AYRES Stuart	The Liberal Party of Australia, New South Wales Division
BEST Nick	The Greens NSW
BROWN Geoff	Sustainable Australia (NSW)
BURTON David	Christian Democratic Party (Fred Nile Group)
CORNISH Marcus	Independent
FRANICH Rod	Shooters, Fishers and Farmers Party (NSW) Incorporated
HALLEY Carl	Pauline Hanson's One Nation
MCBETH Kaj	Animal Justice Party
McKEOWN Karen	Australian Labor Party (NSW Branch)
TYNDALL Mark	Independent

Candidates

Number registered: 11	Number nominated: 10
-----------------------	----------------------

Election operations

Staffing

Election manager	1
Office assistants	33
Senior office assistants	5
Voting centre managers (including deputy VCMs)	33
Declaration vote issuing officers	71
Election officials	109
Total staff	252

Voting centres

Early voting centres	2
Declared facilities	4
Election day voting centres	24

Election manager's office

- Shop 3, 535 High Street, Penrith NSW 2750

Early voting centre locations

- Penrith election manager's office
- Sydney Town Hall

Pittwater



District summary

Successful candidate: STOKES Robert, The Liberal Party of Australia, New South Wales Division

Enrolment: 56,138

Total votes: 50,465

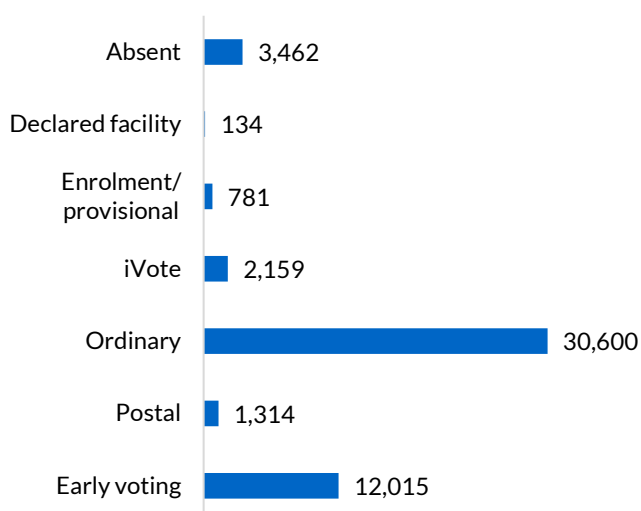
Formal: 49,119

Informal: 1,346

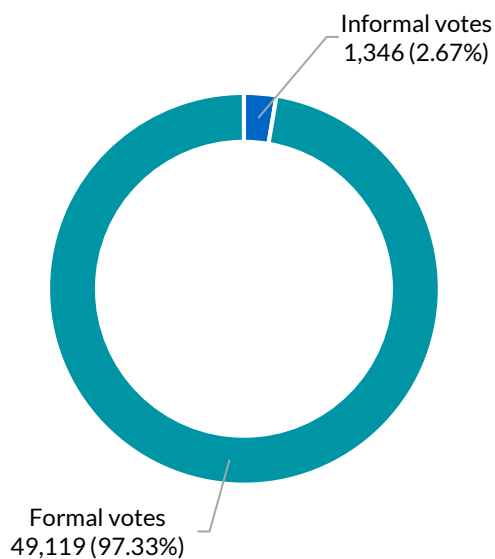
Formality: 97.33%

How the district voted

Votes by vote type



Formal/informal votes



Apparent failure to vote notices issued: 3,461

Apparent failure to vote notices issued as a percentage of the district electoral roll: 6.17%

Nominated candidates and party affiliation

DALY Suzanne	Sustainable Australia (NSW)
KORZY Miranda	The Greens NSW
MATKOVIC Natalie	Animal Justice Party
MATTHEWS Stewart	Independent
MITCHELL Stacey	Australian Conservatives (NSW)
NEWMAN Michael	Keep Sydney Open Party
STOKES Robert	The Liberal Party of Australia, New South Wales Division
TURKINGTON Jared	Australian Labor Party (NSW Branch)

Candidates

Number registered: 8	Number nominated: 8
----------------------	---------------------

Election operations

Staffing

Election manager	1
Office assistants	66
Senior office assistants	7
Voting centre managers (including deputy VCMs)	32
Declaration vote issuing officers	64
Election officials	120
Total staff	290

Voting centres

Early voting centres	3
Declared facilities	1
Election day voting centres	19

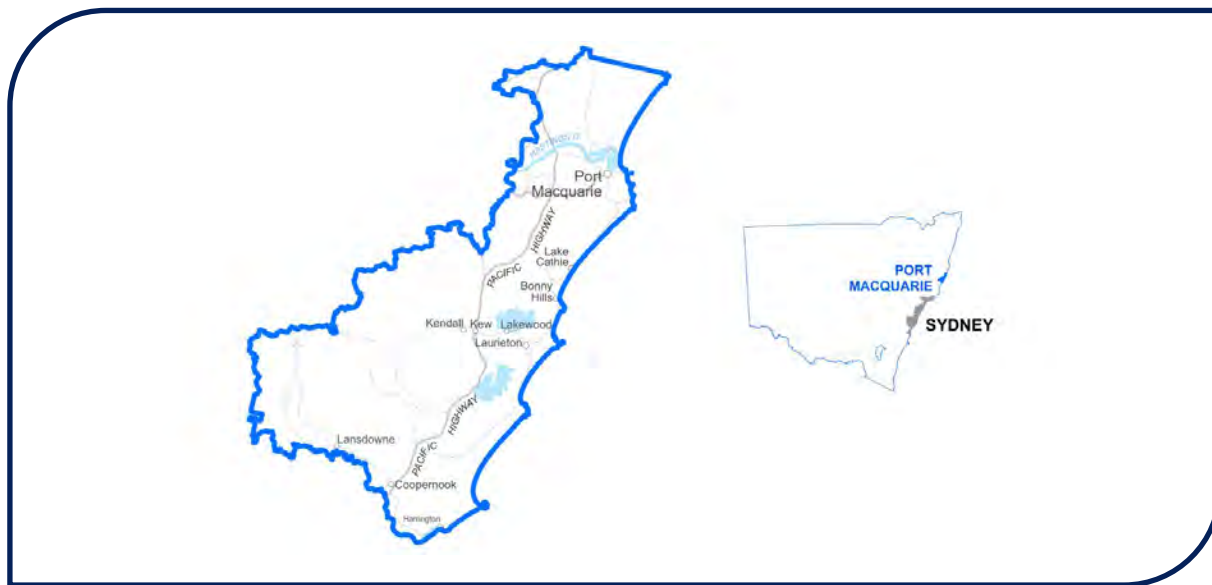
Election manager's office

- Shop 2, 337-341 Barrenjoey Road, Newport NSW 2106

Early voting centre locations

- Mona Vale
- Pittwater election manager's office
- Sydney Town Hall

Port Macquarie



District summary

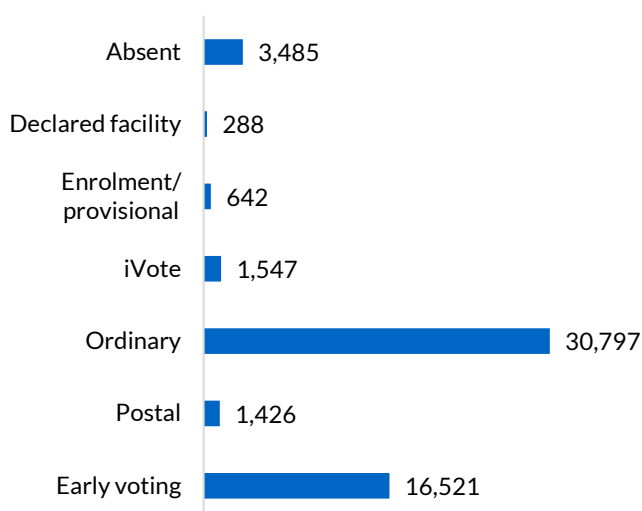
Successful candidate: WILLIAMS Leslie, National Party of Australia - NSW

Enrolment: 59,974

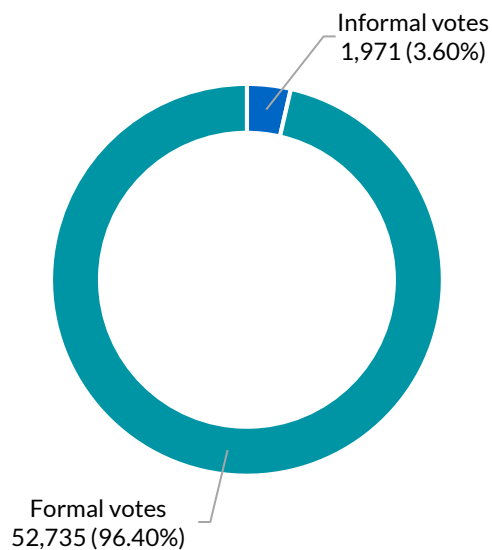
Total votes: 54,706 **Formal:** 52,735 **Informal:** 1,971 **Formality:** 96.40%

How the district voted

Votes by vote type



Formal/informal votes



Apparent failure to vote notices issued: 3,457

Apparent failure to vote notices issued as a percentage of the district electoral roll: 5.76%

Nominated candidates and party affiliation

ALLEY Peter	Country Labor Party
BURGESS Jan	Sustainable Australia (NSW)
MEGGET Drusi	The Greens NSW
WILLIAMS Leslie	National Party of Australia - NSW

Candidates

Number registered: 4	Number nominated: 4
----------------------	---------------------

Election operations

Staffing

Election manager	1
Office assistants	47
Senior office assistants	6
Voting centre managers (including deputy VCMs)	41
Declaration vote issuing officers	42
Election officials	102
Total staff	239

Voting centres

Early voting centres	3
Declared facilities	11
Election day voting centres	32

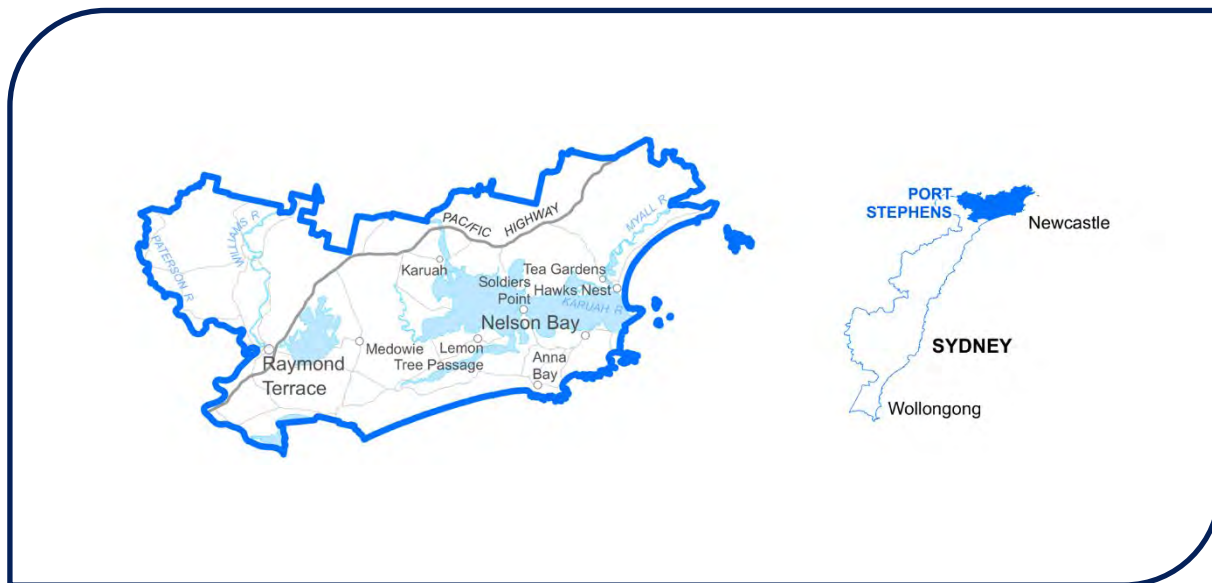
Election manager's office

- 3/125 Gordon Street, Port Macquarie NSW 2444

Early voting centre locations

- Laurieton
- Port Macquarie election manager's office
- Sydney Town Hall

Port Stephens



District summary

Successful candidate: WASHINGTON Kate, Country Labor Party

Enrolment: 56,476

Total votes: 51,432

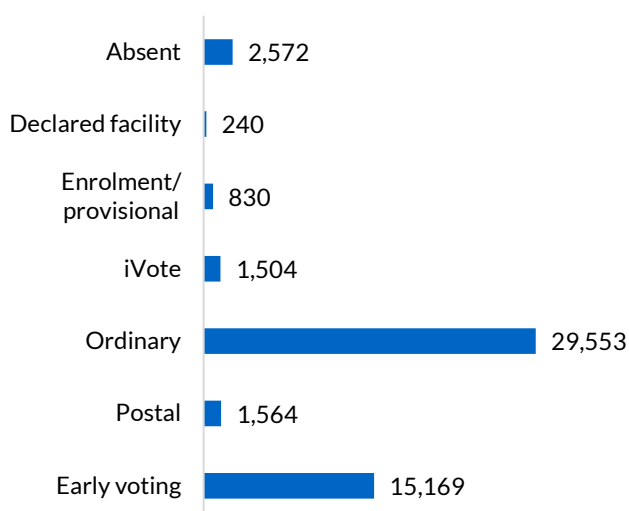
Formal: 49,642

Informal: 1,790

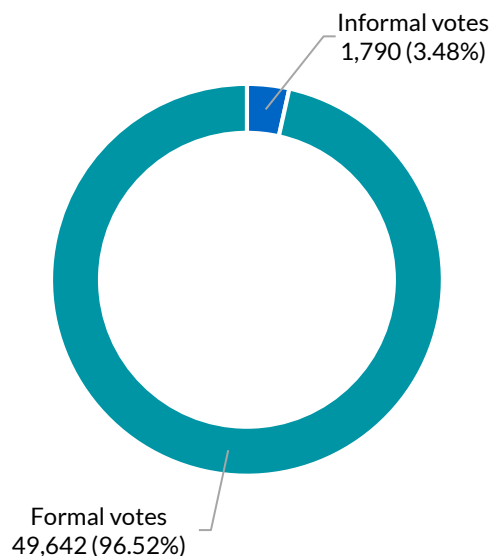
Formality: 96.52%

How the district voted

Votes by vote type



Formal/informal votes



Apparent failure to vote notices issued: 3,500

Apparent failure to vote notices issued as a percentage of the district electoral roll: 6.20%

Nominated candidates and party affiliation

ABBOTT Jaimie	The Liberal Party of Australia, New South Wales Division
DORAN Bill	Independent
JELFS Bradley	Sustainable Australia (NSW)
MAGEE Maureen	The Greens NSW
TAYLOR Theresa	Animal Justice Party
WASHINGTON Kate	Country Labor Party

Candidates

Number registered: 6	Number nominated: 6
----------------------	---------------------

Election operations

Staffing

Election manager	1
Office assistants	44
Senior office assistants	6
Voting centre managers (including deputy VCMs)	33
Declaration vote issuing officers	63
Election officials	96
Total staff	243

Voting centres

Early voting centres	3
Declared facilities	7
Election day voting centres	27

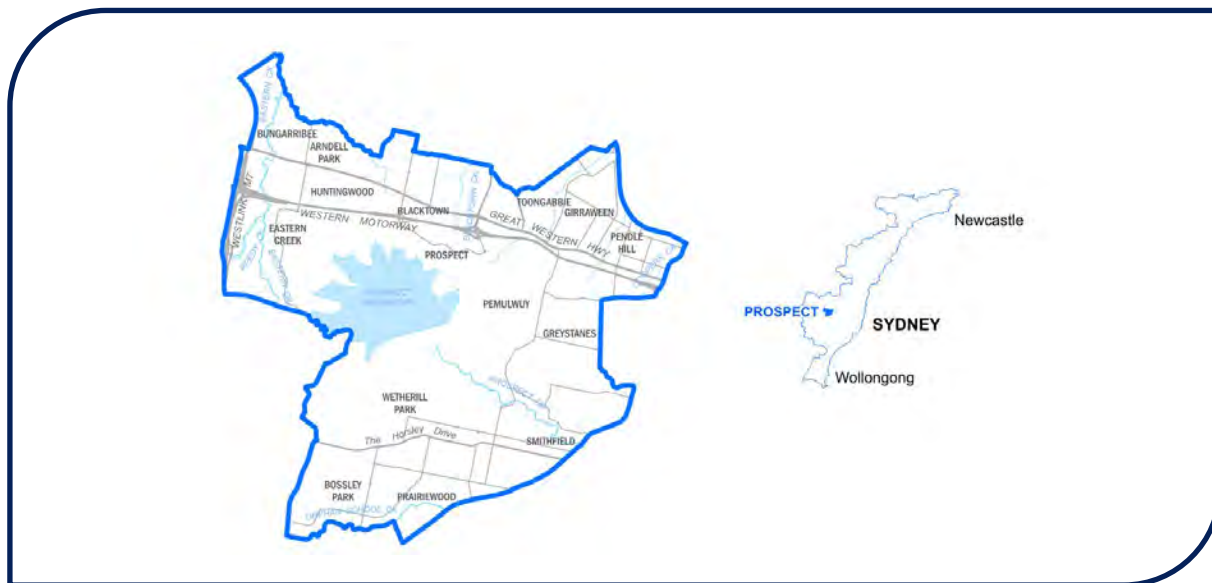
Election manager's office

- 46 William Street, Raymond Terrace NSW 2324

Early voting centre locations

- Nelson Bay
- Port Stephens election manager's office
- Sydney Town Hall

Prospect



District summary

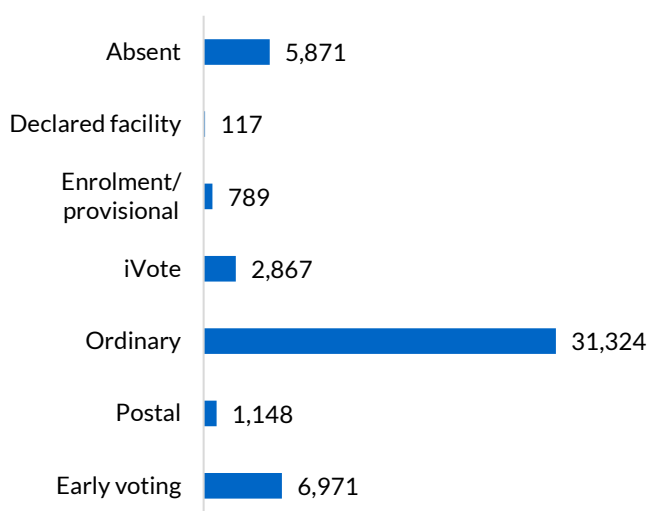
Successful candidate: McDERMOTT Hugh, Australian Labor Party (NSW Branch)

Enrolment: 54,422

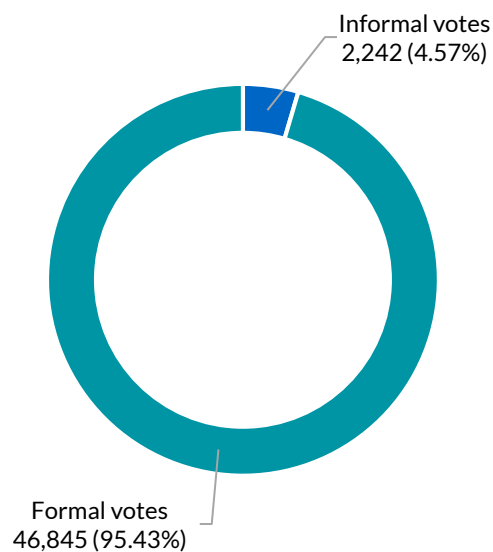
Total votes: 49,087 **Formal:** 46,845 **Informal:** 2,242 **Formality:** 95.43%

How the district voted

Votes by vote type



Formal/informal votes



Apparent failure to vote notices issued: 3,525

Apparent failure to vote notices issued as a percentage of the district electoral roll: 6.48%

Nominated candidates and party affiliation

HANA Matthew	The Liberal Party of Australia, New South Wales Division
MAKSIMOVIC Milan	Independent
McDERMOTT Hugh	Australian Labor Party (NSW Branch)
NEWLAND Dorothea	The Greens NSW
WARD Catherine	Animal Justice Party

Candidates

Number registered: 5	Number nominated: 5
----------------------	---------------------

Election operations

Staffing

Election manager	1
Office assistants	34
Senior office assistants	10
Voting centre managers (including deputy VCMs)	38
Declaration vote issuing officers	65
Election officials	120
Total staff	268

Voting centres

Early voting centres	4
Declared facilities	6
Election day voting centres	25

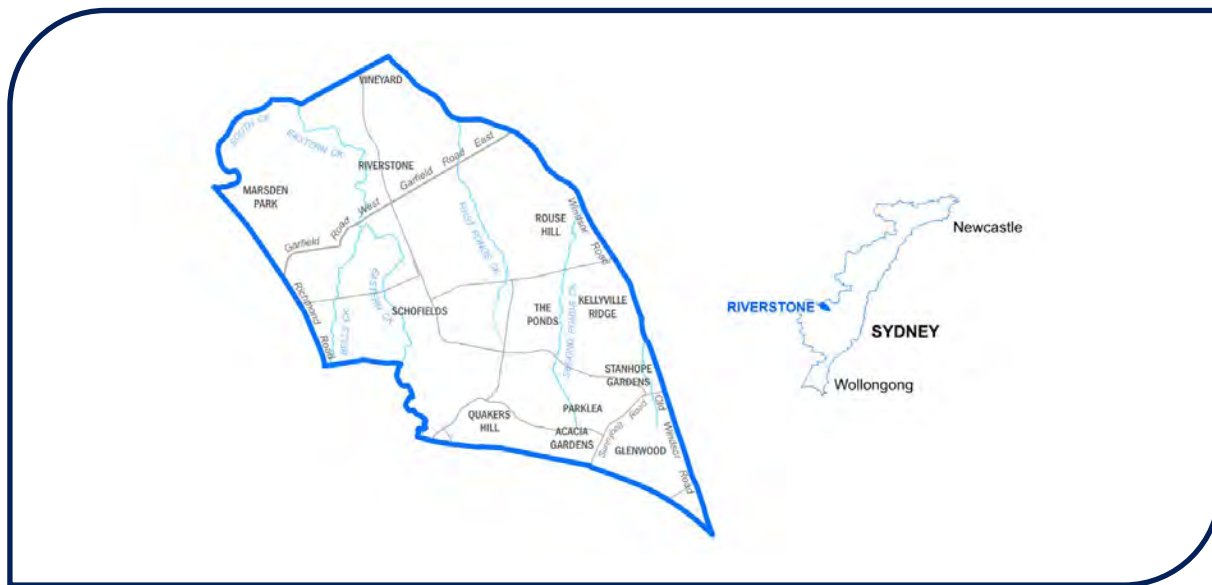
Election manager's office

- 2-4 Picrite Close, Pemulwuy NSW 2145

Early voting centre locations

- Blacktown
- Greystanes
- Prospect election manager's office
- Sydney Town Hall

Riverstone



District summary

Successful candidate: CONOLLY Kevin, The Liberal Party of Australia, New South Wales Division

Enrolment: 59,899

Total votes: 55,122

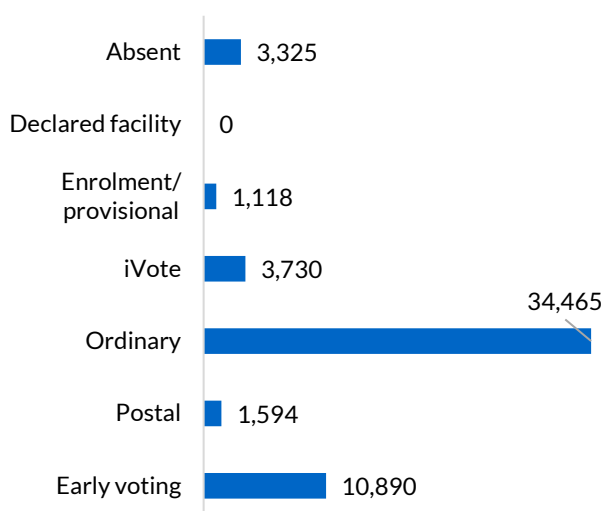
Formal: 53,510

Informal: 1,612

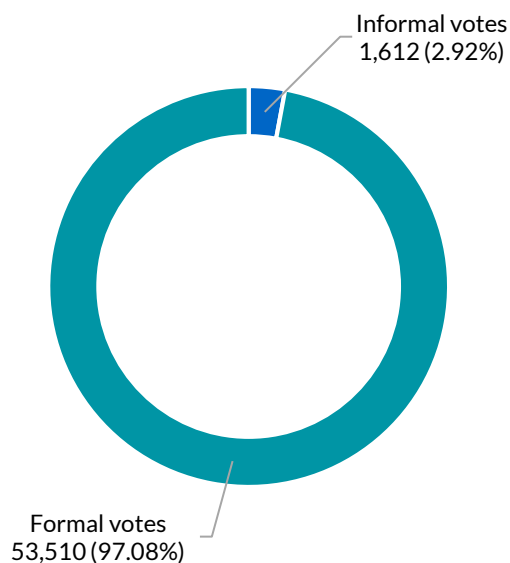
Formality: 97.08%

How the district voted

Votes by vote type



Formal/informal votes



Apparent failure to vote notices issued: 3,496

Apparent failure to vote notices issued as a percentage of the district electoral roll: 5.84%

Nominated candidates and party affiliation

CHRISTIE Annemarie	Australian Labor Party (NSW Branch)
CONOLLY Kevin	The Liberal Party of Australia, New South Wales Division
VAN VUCHT Alex	The Greens NSW

Candidates

Number registered: 3	Number nominated: 3
----------------------	---------------------

Election operations

Staffing

Election manager	1
Office assistants	50
Senior office assistants	7
Voting centre managers (including deputy VCMs)	30
Declaration vote issuing officers	55
Election officials	117
Total staff	260

Voting centres

Early voting centres	4
Declared facilities	0
Election day voting centres	18

Election manager's office

- 235-257 Meurants Lane, Valentine Sports Park Glenwood NSW 2768

Early voting centre locations

- Blacktown
- Riverstone election manager's office
- Stanhope Gardens
- Sydney Town Hall

Rockdale



District summary

Successful candidate: KAMPER Steve, Australian Labor Party (NSW Branch)

Enrolment: 56,421

Total votes: 50,210

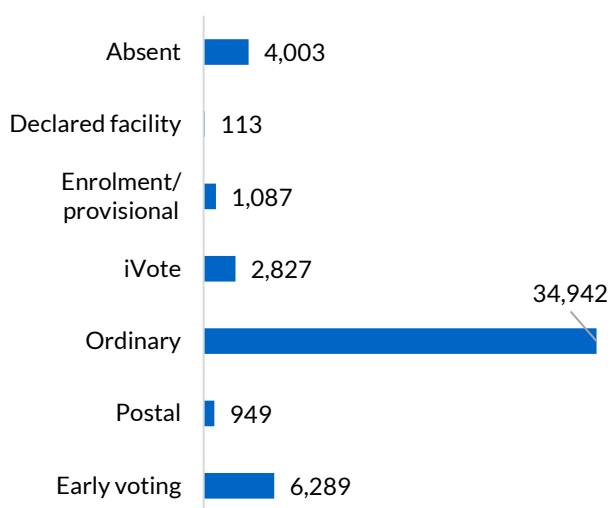
Formal: 47,892

Informal: 2,318

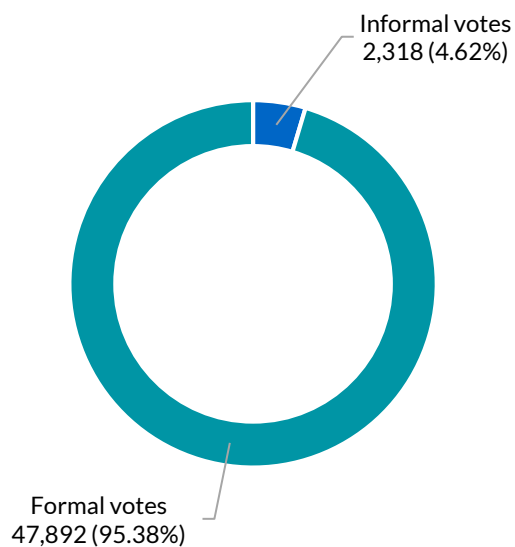
Formality: 95.38%

How the district voted

Votes by vote type



Formal/informal votes



Apparent failure to vote notices issued: 4,315

Apparent failure to vote notices issued as a percentage of the district electoral roll: 7.65%

Nominated candidates and party affiliation

COLLAROS Paul	Animal Justice Party
FARAJ Hussein	Independent
HASSAN Sam	The Liberal Party of Australia, New South Wales Division
KAMPER Steve	Australian Labor Party (NSW Branch)
STRONG Peter	The Greens NSW
TULLOCH George	Keep Sydney Open Party

Candidates

Number registered: 6	Number nominated: 6
----------------------	---------------------

Election operations

Staffing

Election manager	1
Office assistants	50
Senior office assistants	5
Voting centre managers (including deputy VCMs)	33
Declaration vote issuing officers	70
Election officials	118
Total staff	277

Voting centres

Early voting centres	2
Declared facilities	6
Election day voting centres	24

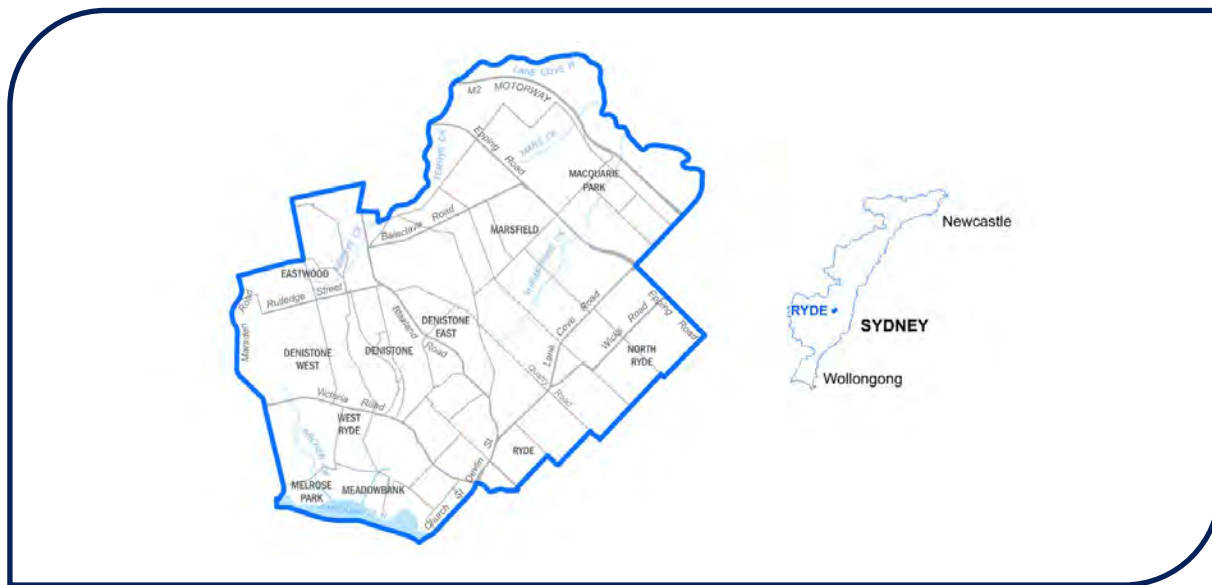
Election manager's office

- G01/81 Railway Street, Rockdale NSW 2216

Early voting centre locations

- Rockdale election manager's office
- Sydney Town Hall

Ryde



District summary

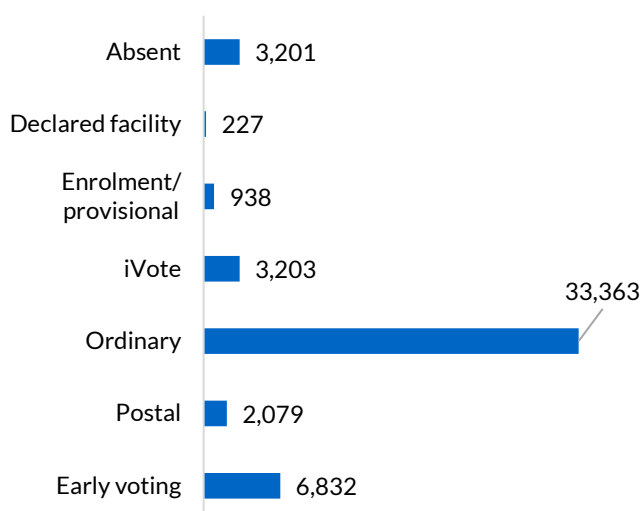
Successful candidate: DOMINELLO Victor, The Liberal Party of Australia, New South Wales Division

Enrolment: 54,881

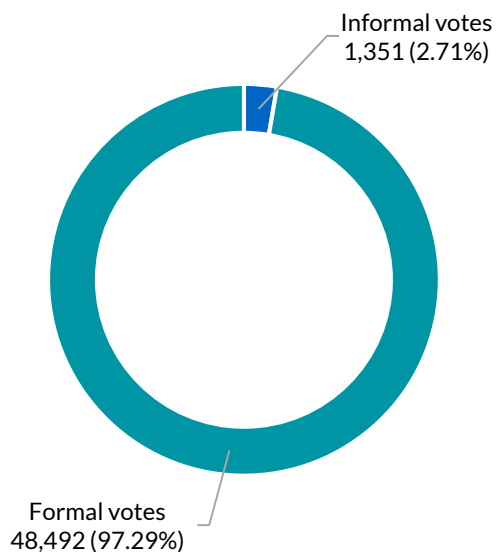
Total votes: 49,843 **Formal:** 48,492 **Informal:** 1,351 **Formality:** 97.29%

How the district voted

Votes by vote type



Formal/informal votes



Apparent failure to vote notices issued: 3,043

Apparent failure to vote notices issued as a percentage of the district electoral roll: 5.54%

Nominated candidates and party affiliation

BUSCH Steve	Australian Conservatives (NSW)
DE BRUYNE Christopher	Liberal Democratic Party
DOMINELLO Victor	The Liberal Party of Australia, New South Wales Division
KHATCHIGIAN Sophie	Keep Sydney Open Party
LARSEN Mark	Sustainable Australia (NSW)
LAXALE Jerome	Australian Labor Party (NSW Branch)
PETERS Lindsay	The Greens NSW
WORSLEY Julie	Christian Democratic Party (Fred Nile Group)

Candidates

Number registered: 8	Number nominated: 8
----------------------	---------------------

Election operations

Staffing

Election manager	1
Office assistants	34
Senior office assistants	8
Voting centre managers (including deputy VCMs)	34
Declaration vote issuing officers	68
Election officials	120
Total staff	265

Voting centres

Early voting centres	3
Declared facilities	9
Election day voting centres	25

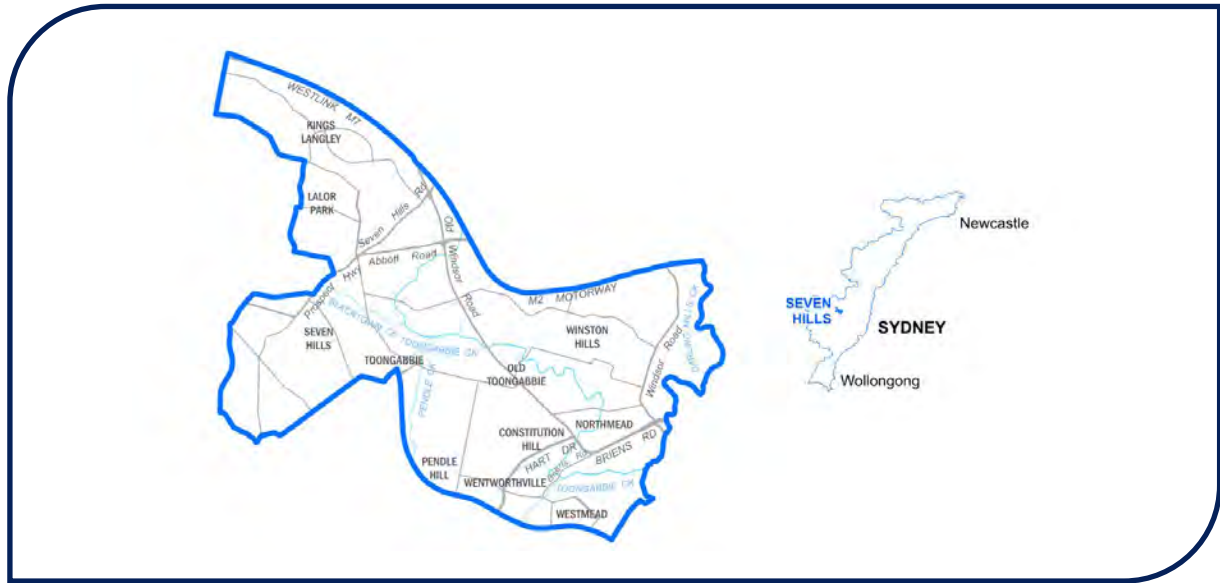
Election manager's office

- Suite 1.01 and 1.02, Cnr Trelawney & Rutledge Streets, Eastwood NSW 2122

Early voting centre locations

- Ryde election manager's office
- Ryde
- Sydney Town Hall

Seven Hills



District summary

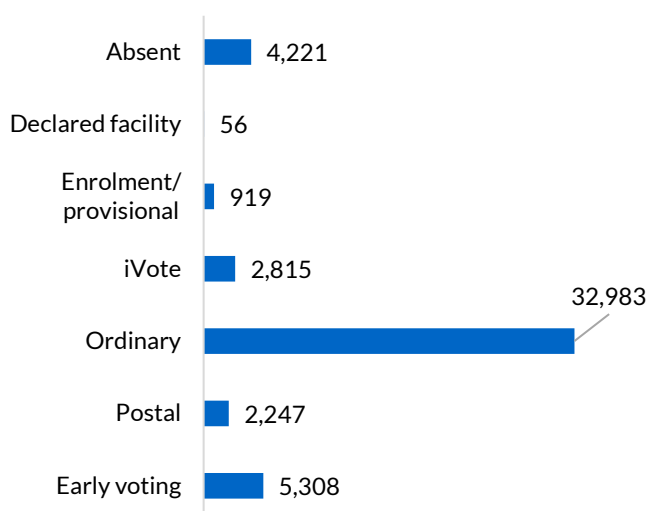
Successful candidate: TAYLOR Mark, The Liberal Party of Australia, New South Wales Division

Enrolment: 53,676

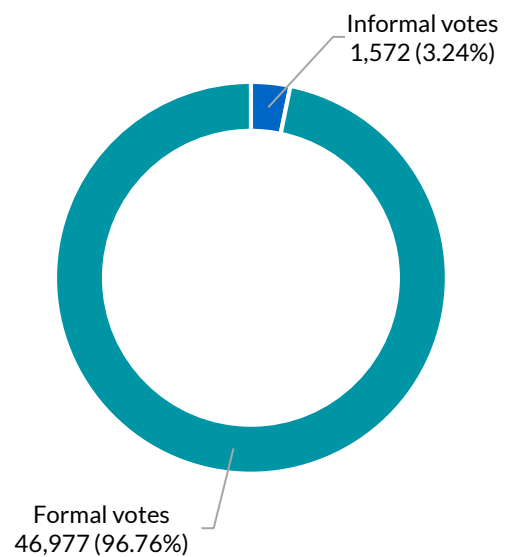
Total votes: 48,549 **Formal:** 46,977 **Informal:** 1,572 **Formality:** 96.76%

How the district voted

Votes by vote type



Formal/informal votes



Apparent failure to vote notices issued: 3,221

Apparent failure to vote notices issued as a percentage of the district electoral roll: 6.00%

Nominated candidates and party affiliation

ATKINS Damien	The Greens NSW
CLAUS Eric	Sustainable Australia (NSW)
D'CRUZ Jude	Australian Conservatives (NSW)
OWEN Durga	Australian Labor Party (NSW Branch)
SEXTON Alan	Independent
TAYLOR Mark	The Liberal Party of Australia, New South Wales Division

Candidates

Number registered: 6	Number nominated: 6
----------------------	---------------------

Election operations

Staffing

Election manager	1
Office assistants	38
Senior office assistants	7
Voting centre managers (including deputy VCMs)	34
Declaration vote issuing officers	78
Election officials	127
Total staff	285

Voting centres

Early voting centres	4
Declared facilities	5
Election day voting centres	25

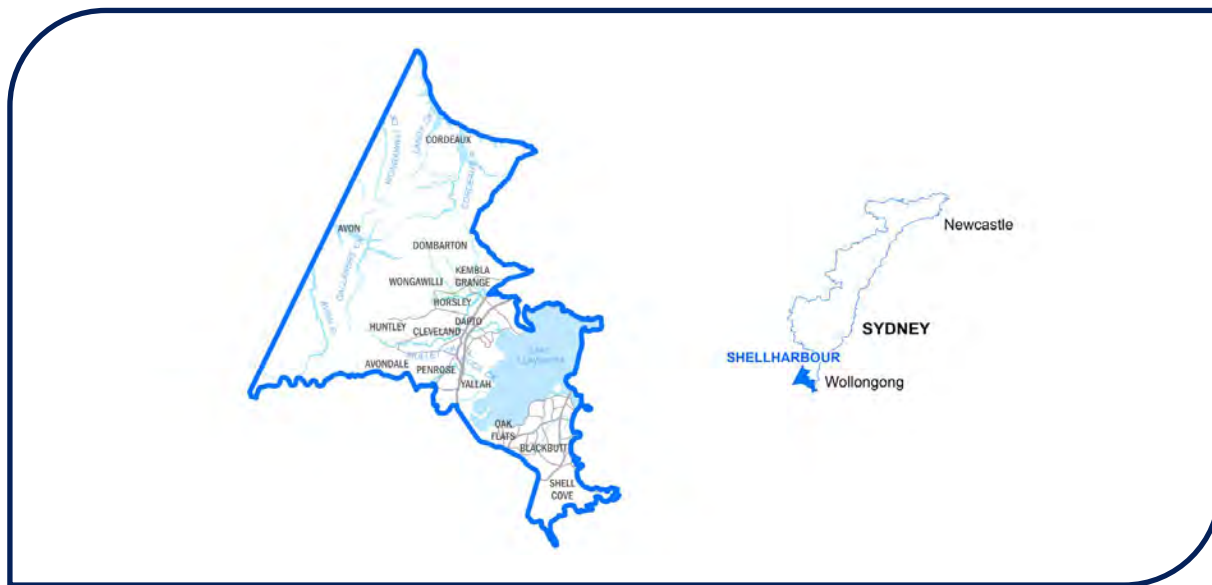
Election manager's office

- Unit 1/4A Foundry Road, Seven Hills NSW 2147

Early voting centre locations

- Baulkham Hills
- Parramatta
- Seven Hills election manager's office
- Sydney Town Hall

Shellharbour



District summary

Successful candidate: WATSON Anna, Australian Labor Party (NSW Branch)

Enrolment: 62,909

Total votes: 57,623

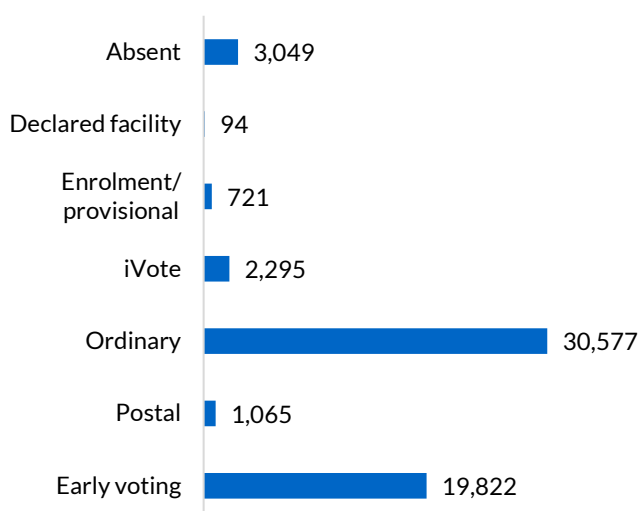
Formal: 54,840

Informal: 2,783

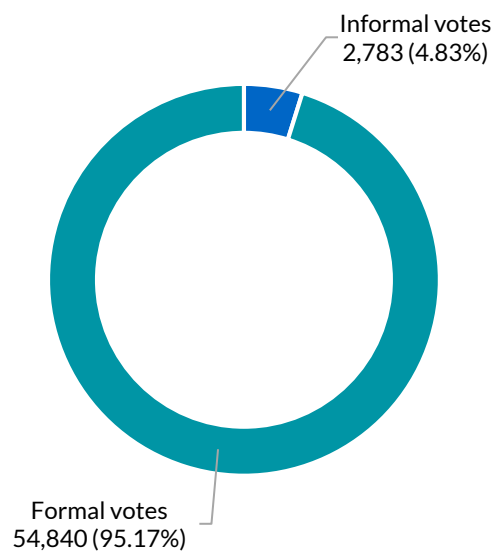
Formality: 95.17%

How the district voted

Votes by vote type



Formal/informal votes



Apparent failure to vote notices issued: 3,790

Apparent failure to vote notices issued as a percentage of the district electoral roll: 6.02%

Nominated candidates and party affiliation

BITSCHKAT Shane	The Liberal Party of Australia, New South Wales Division
DAVIS Ken	Sustainable Australia (NSW)
DIXON Jamie	The Greens NSW
WATSON Anna	Australian Labor Party (NSW Branch)

Candidates

Number registered: 4	Number nominated: 4
----------------------	---------------------

Election operations

Staffing

Election manager	1
Office assistants	56
Senior office assistants	6
Voting centre managers (including deputy VCMs)	32
Declaration vote issuing officers	48
Election officials	104
Total staff	247

Voting centres

Early voting centres	4
Declared facilities	3
Election day voting centres	22

Election manager's office

- 4 Woolworths Avenue, Lake Illawarra NSW 2528

Early voting centre locations

- Dapto
- Shellharbour election manager's office
- Sydney Town Hall
- Wollongong

South Coast



District summary

Successful candidate: HANCOCK Shelley, The Liberal Party of Australia, New South Wales Division

Enrolment: 56,922

Total votes: 50,887

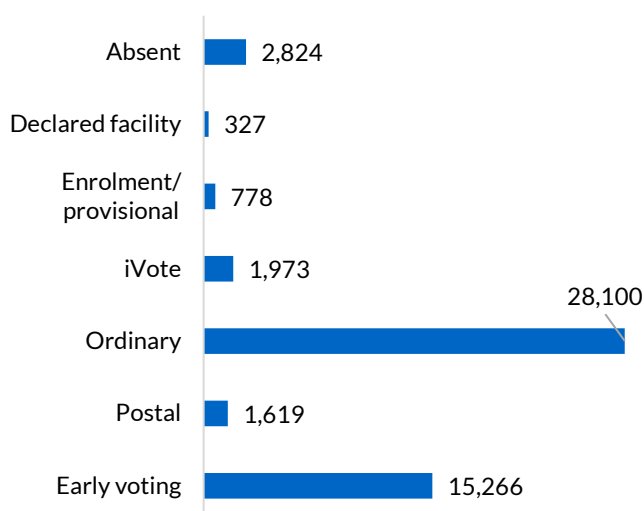
Formal: 48,880

Informal: 2,007

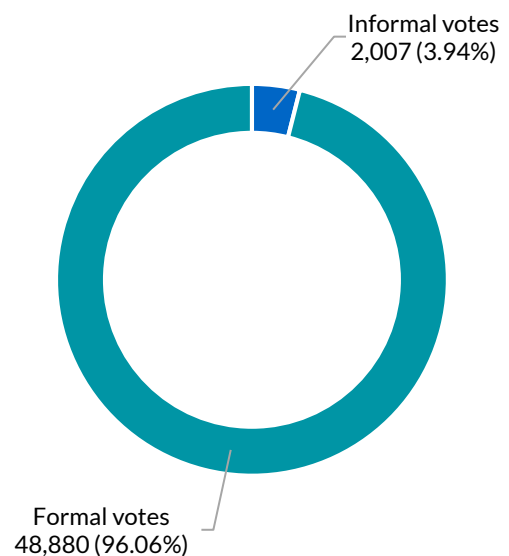
Formality: 96.06%

How the district voted

Votes by vote type



Formal/informal votes



Apparent failure to vote notices issued: 4,155

Apparent failure to vote notices issued as a percentage of the district electoral roll: 7.30%

Nominated candidates and party affiliation

ALLDRICK Annette	Country Labor Party
HANCOCK Shelley	The Liberal Party of Australia, New South Wales Division
STEPHENSON Kim	The Greens NSW

Candidates

Number registered: 3	Number nominated: 3
----------------------	---------------------

Election operations

Staffing

Election manager	1
Office assistants	49
Senior office assistants	5
Voting centre managers (including deputy VCMs)	32
Declaration vote issuing officers	65
Election officials	85
Total staff	237

Voting centres

Early voting centres	3
Declared facilities	11
Election day voting centres	28

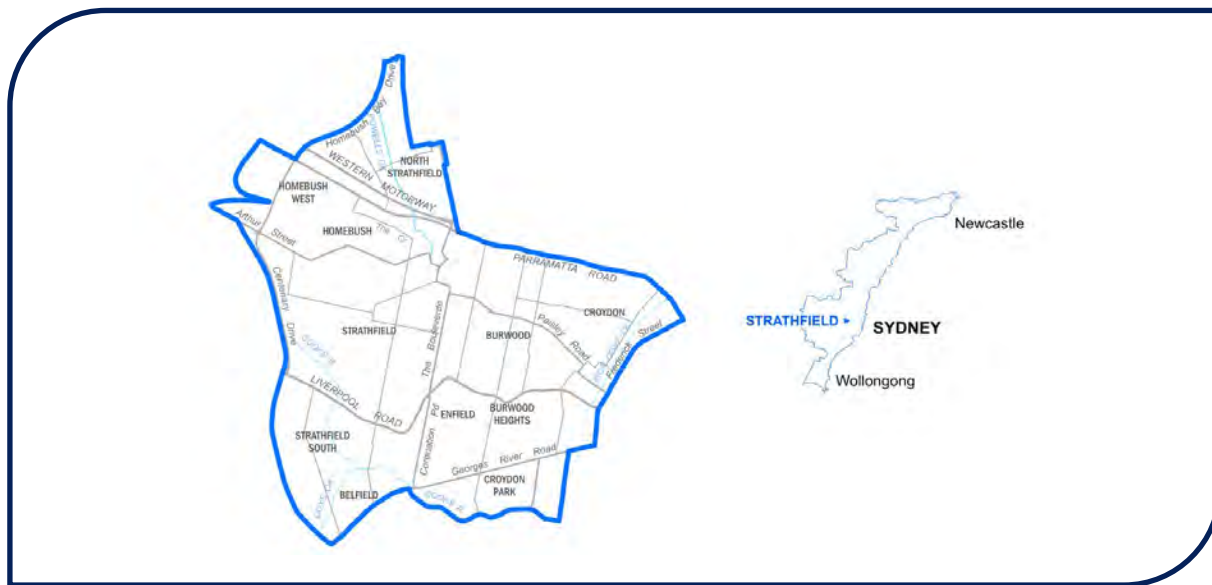
Election manager's office

- Unit 1, 10 Pleasant Way, Nowra NSW 2541

Early voting centre locations

- South Coast election manager's office
- Sydney Town Hall
- Ulladulla

Strathfield



District summary

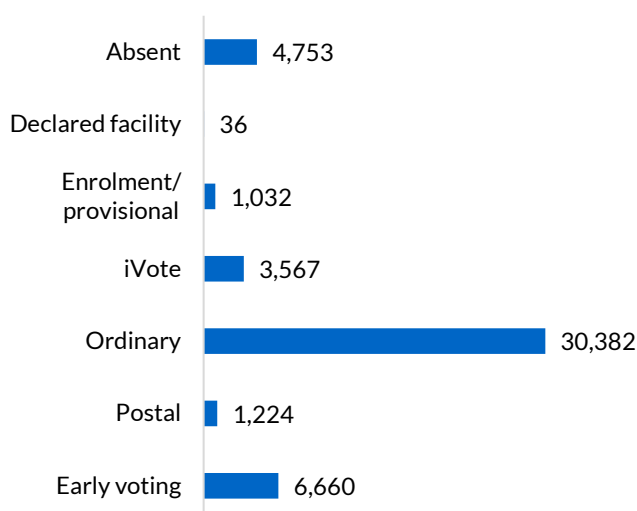
Successful candidate: MCKAY Jodi, Australian Labor Party (NSW Branch)

Enrolment: 53,451

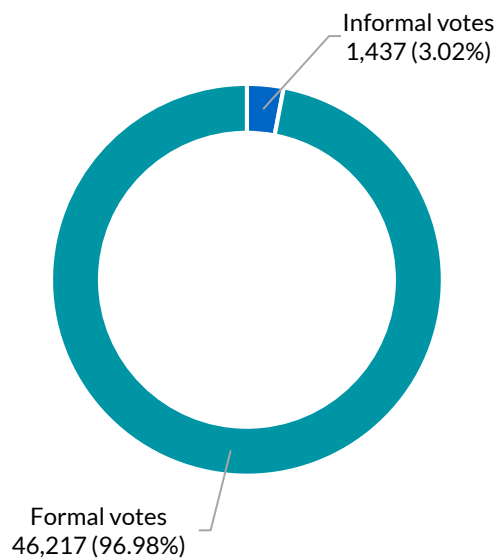
Total votes: 47,654 **Formal:** 46,217 **Informal:** 1,437 **Formality:** 96.98%

How the district voted

Votes by vote type



Formal/informal votes



Apparent failure to vote notices issued: 4,075

Apparent failure to vote notices issued as a percentage of the district electoral roll: 7.62%

Nominated candidates and party affiliation

FLETCHER Simon	Animal Justice Party
LIANG Jack	Australian Conservatives (NSW)
MacLEOD Crisetta	The Greens NSW
MADIRAZZA Philip	The Liberal Party of Australia, New South Wales Division
MCKAY Jodi	Australian Labor Party (NSW Branch)
OREKONDY Vinay	Keep Sydney Open Party

Candidates

Number registered: 6	Number nominated: 6
----------------------	---------------------

Election operations

Staffing

Election manager	1
Office assistants	55
Senior office assistants	5
Voting centre managers (including deputy VCMs)	31
Declaration vote issuing officers	61
Election officials	108
Total staff	261

Voting centres

Early voting centres	2
Declared facilities	5
Election day voting centres	21

Election manager's office

- 46 Burwood Road, Burwood NSW 2134

Early voting centre locations

- Strathfield election manager's office
- Sydney Town Hall

Summer Hill



District summary

Successful candidate: HAYLEN Jo, Australian Labor Party (NSW Branch)

Enrolment: 56,545

Total votes: 50,236

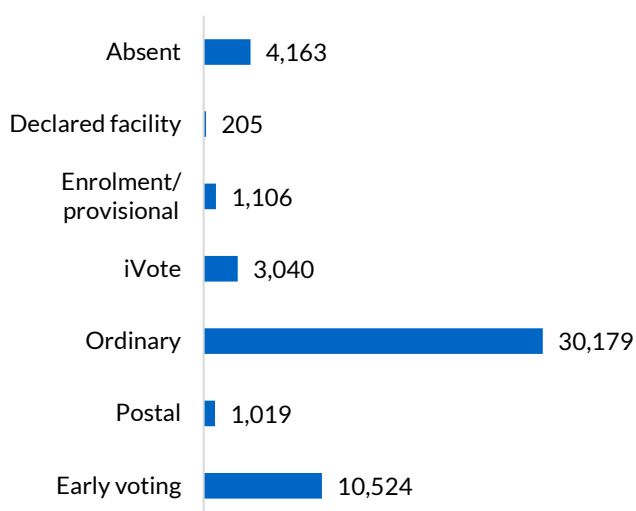
Formal: 48,785

Informal: 1,451

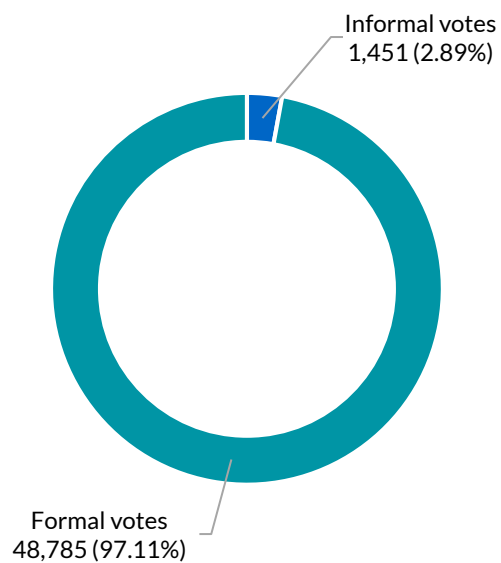
Formality: 97.11%

How the district voted

Votes by vote type



Formal/informal votes



Apparent failure to vote notices issued: 4,466

Apparent failure to vote notices issued as a percentage of the district electoral roll: 7.90%

Nominated candidates and party affiliation

HAYLEN Jo	Australian Labor Party (NSW Branch)
MAKRIS Andrea	Keep Sydney Open Party
RAUE Tom	The Greens NSW
ROMANOVSKY Teresa	Animal Justice Party
SINDEN Dale	Sustainable Australia (NSW)
WEI Leo	The Liberal Party of Australia, New South Wales Division

Candidates

Number registered: 8	Number nominated: 6
----------------------	---------------------

Election operations

Staffing

Election manager	1
Office assistants	49
Senior office assistants	9
Voting centre managers (including deputy VCMs)	33
Declaration vote issuing officers	68
Election officials	100
Total staff	260

Voting centres

Early voting centres	3
Declared facilities	6
Election day voting centres	24

Election manager's office

- 310 Marrickville Road, Marrickville NSW 2204

Early voting centre locations

- Ashfield
- Summer Hill election manager's office
- Sydney Town Hall

Swansea



District summary

Successful candidate: CATLEY Yasmin, Australian Labor Party (NSW Branch)

Enrolment: 56,681

Total votes: 51,416

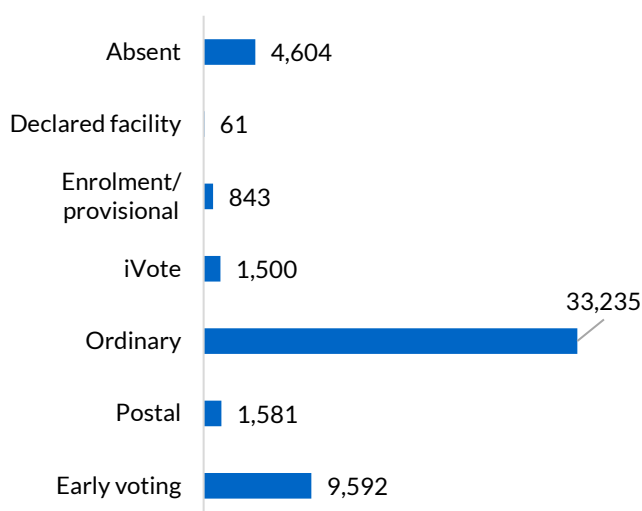
Formal: 49,192

Informal: 2,224

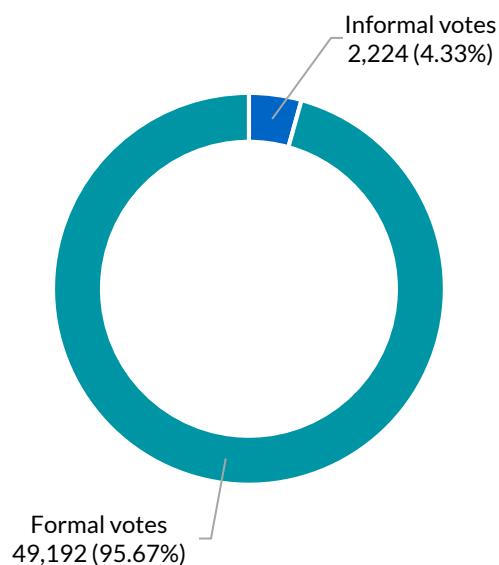
Formality: 95.67%

How the district voted

Votes by vote type



Formal/informal votes



Apparent failure to vote notices issued: 3,589

Apparent failure to vote notices issued as a percentage of the district electoral roll: 6.33%

Nominated candidates and party affiliation

BOWMAN Dean	The Liberal Party of Australia, New South Wales Division
CATLEY Yasmin	Australian Labor Party (NSW Branch)
RISELEY Julia	Animal Justice Party
SEDDON Glenn	Australian Conservatives (NSW)
WILLIAMSON Doug	The Greens NSW

Candidates

Number registered: 5	Number nominated: 5
----------------------	---------------------

Election operations

Staffing

Election manager	1
Office assistants	33
Senior office assistants	8
Voting centre managers (including deputy VCMs)	36
Declaration vote issuing officers	49
Election officials	111
Other	0
Total staff	238

Voting centres

Early voting centres	5
Declared facilities	3
Election day voting centres	23

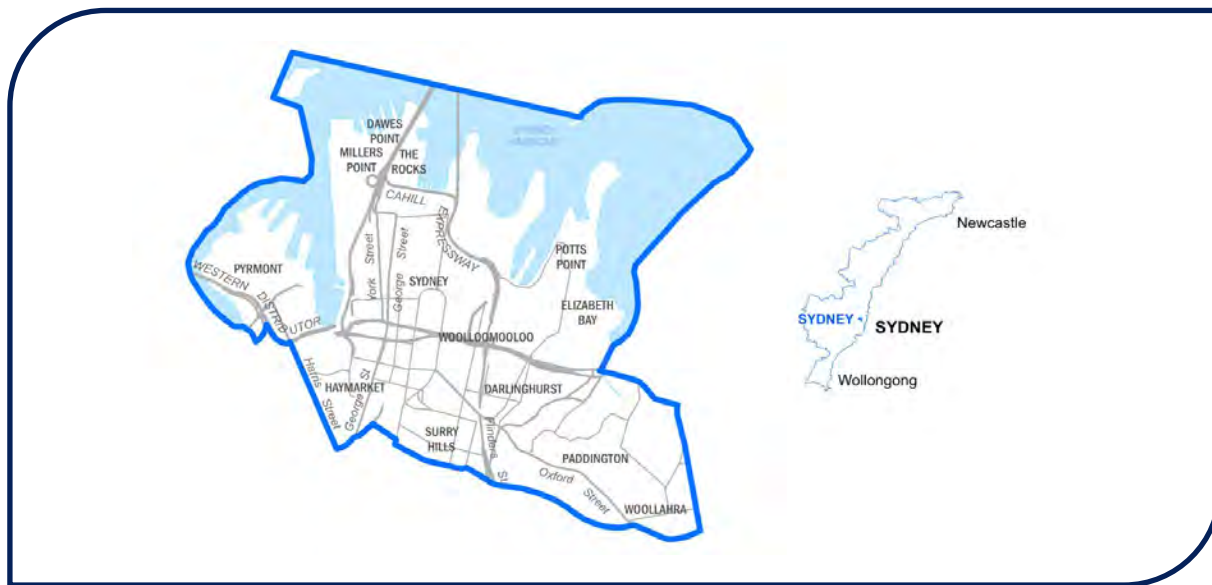
Election manager's office

- 554-556 Pacific Highway, Belmont NSW 2280

Early voting centre locations

- Blue Haven
- Swansea election manager's office
- Swansea
- Sydney Town Hall
- Toukley

Sydney



District summary

Successful candidate: GREENWICH Alex, Independent

Enrolment: 55,131

Total votes: 44,008

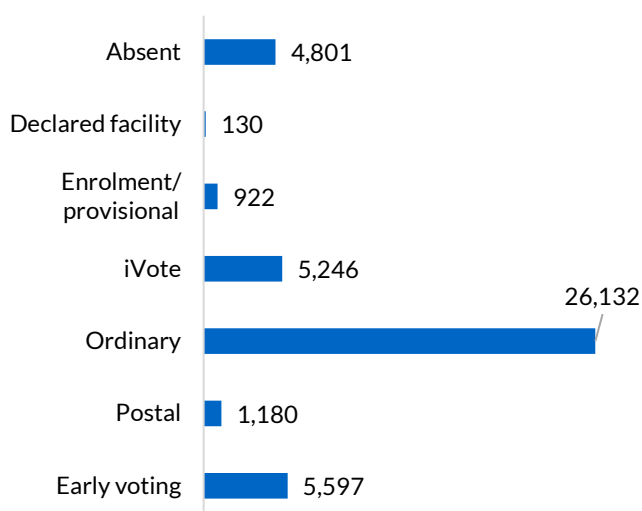
Formal: 43,201

Informal: 807

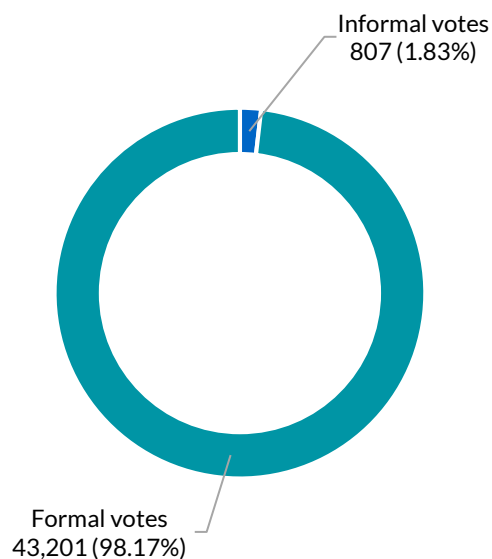
Formality: 98.17%

How the district voted

Votes by vote type



Formal/informal votes



Apparent failure to vote notices issued: 7,638

Apparent failure to vote notices issued as a percentage of the district electoral roll: 13.85%

Nominated candidates and party affiliation

DOUSKOU Fiona	The Small Business Party
GANNON Lyndon	The Liberal Party of Australia, New South Wales Division
GREENWICH Alex	Independent
HARMS Jonathan	The Greens NSW
HOLDER Jo	Australian Labor Party (NSW Branch)
THOMAS Christopher	Sustainable Australia (NSW)

Candidates

Number registered: 6	Number nominated: 6
----------------------	---------------------

Election operations

Staffing

Election manager	1
Office assistants	55
Senior office assistants	6
Voting centre managers (including deputy VCMs)	26
Declaration vote issuing officers	65
Election officials	72
Sydney Town Hall staff	52
Total staff	277

Voting centres

Early voting centres	2
Declared facilities	8
Election day voting centres	18

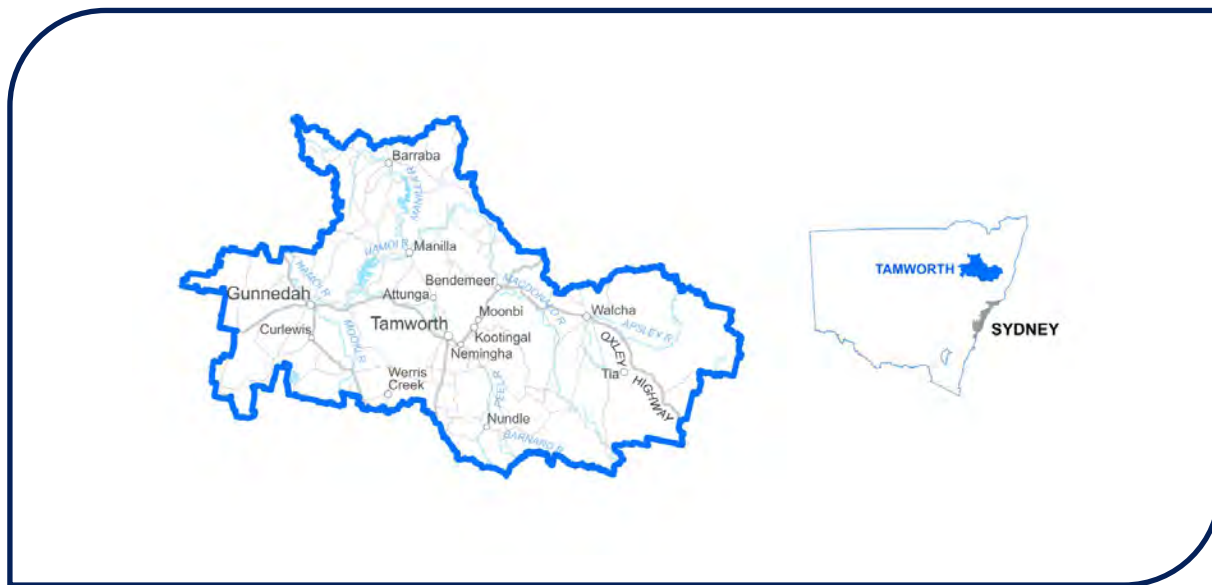
Election manager's office

- Level 9, Suite 02, 56 Pitt Street, Sydney NSW 2000

Early voting centre locations

- Sydney election manager's office
- Sydney Town Hall

Tamworth



District summary

Successful candidate: ANDERSON Kevin, National Party of Australia - NSW

Enrolment: 56,751

Total votes: 51,714

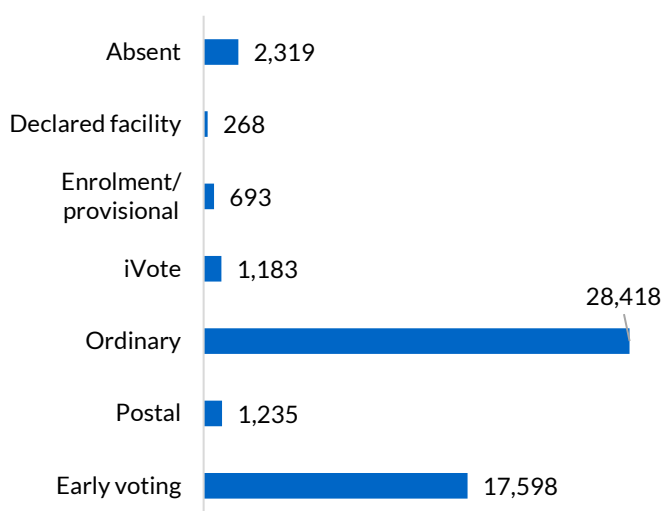
Formal: 50,578

Informal: 1,136

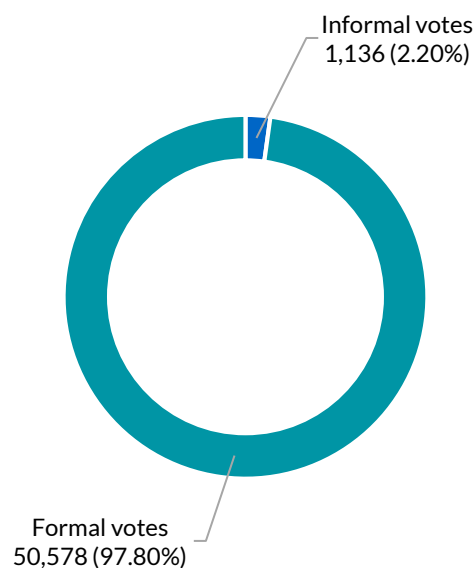
Formality: 97.80%

How the district voted

Votes by vote type



Formal/informal votes



Apparent failure to vote notices issued: 3,907

Apparent failure to vote notices issued as a percentage of the district electoral roll: 6.88%

Nominated candidates and party affiliation

ANDERSON Kevin	National Party of Australia - NSW
BACON Jeff	Shooters, Fishers and Farmers Party (NSW) Incorporated
GUNNING Robin	The Greens NSW
HALL Emma	Animal Justice Party
MEARS Steve	Country Labor Party
RODDA Mark	Independent

Candidates

Number registered: 6	Number nominated: 6
----------------------	---------------------

Election operations

Staffing

Election manager	1
Office assistants	65
Senior office assistants	7
Voting centre managers (including deputy VCMs)	41
Declaration vote issuing officers	42
Election officials	101
Total staff	257

Voting centres

Early voting centres	3
Declared facilities	9
Election day voting centres	36

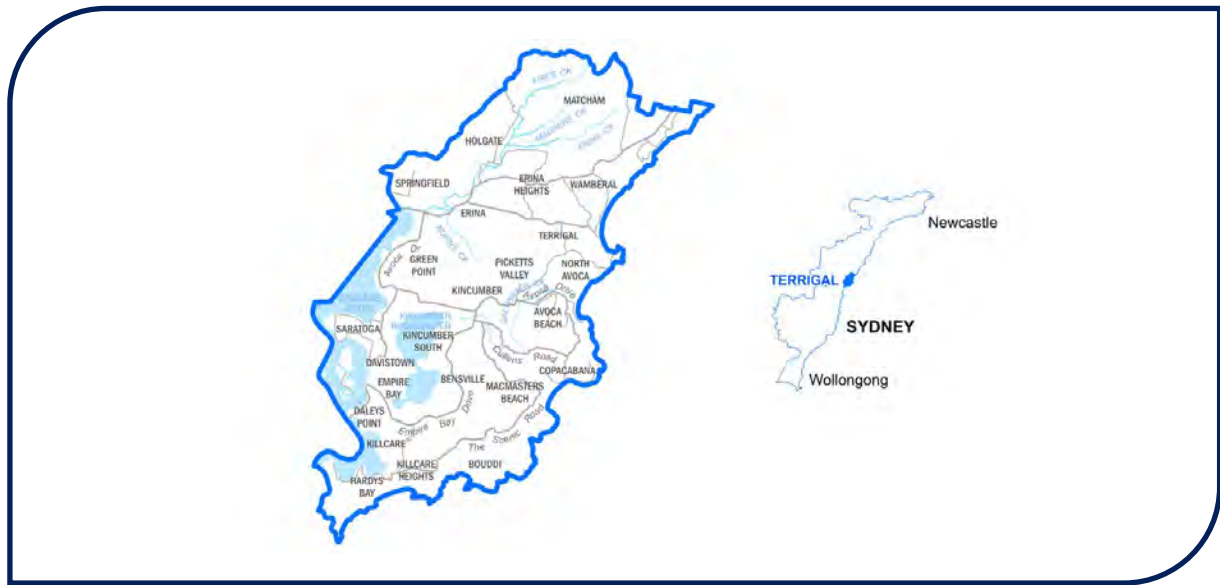
Election manager's office

- 247 Peel Street, Tamworth NSW 2340

Early voting centre locations

- Gunnedah
- Sydney Town Hall
- Tamworth election manager's office

Terrigal



District summary

Successful candidate: CROUCH Adam, The Liberal Party of Australia, New South Wales Division

Enrolment: 57,504

Total votes: 51,966

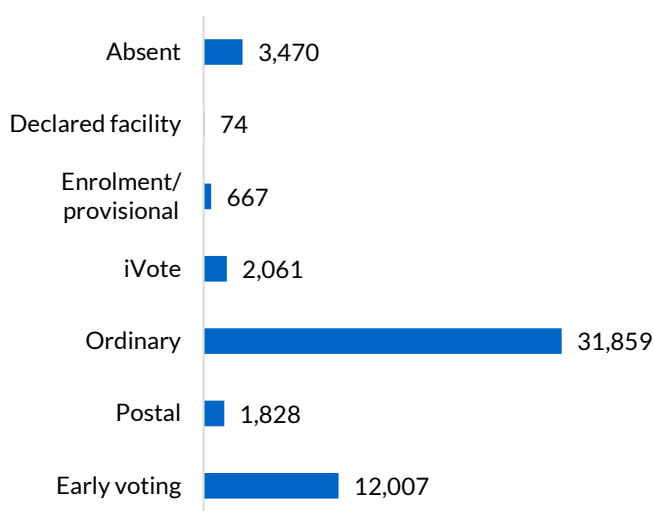
Formal: 50,284

Informal: 1,682

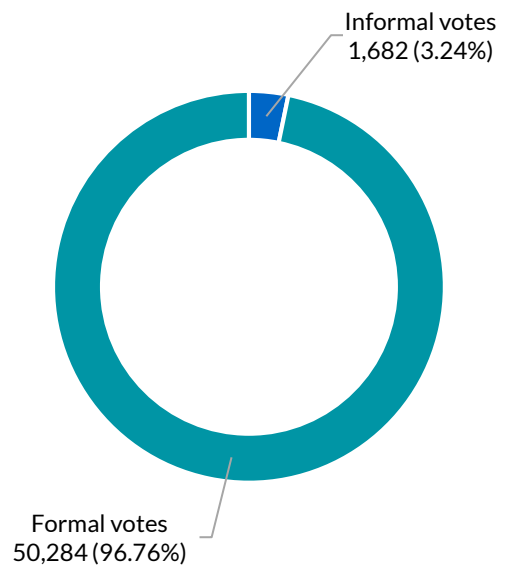
Formality: 96.76%

How the district voted

Votes by vote type



Formal/informal votes



Apparent failure to vote notices issued: 3,501

Apparent failure to vote notices issued as a percentage of the district electoral roll: 6.09%

Nominated candidates and party affiliation

BLAIKIE Ross	Australian Conservatives (NSW)
CHESTNUT Gary	Independent
COLEMAN Flavia	Animal Justice Party
CROUCH Adam	The Liberal Party of Australia, New South Wales Division
DOYLE Bob	The Greens NSW
RIGG Wayne	Sustainable Australia (NSW)
SUNDSTROM Jeff	Australian Labor Party (NSW Branch)

Candidates

Number registered: 8	Number nominated: 7
----------------------	---------------------

Election operations

Staffing

Election manager	1
Office assistants	53
Senior office assistants	8
Voting centre managers (including deputy VCMs)	34
Declaration vote issuing officers	52
Election officials	101
Total staff	249

Voting centres

Early voting centres	5
Declared facilities	2
Election day voting centres	24

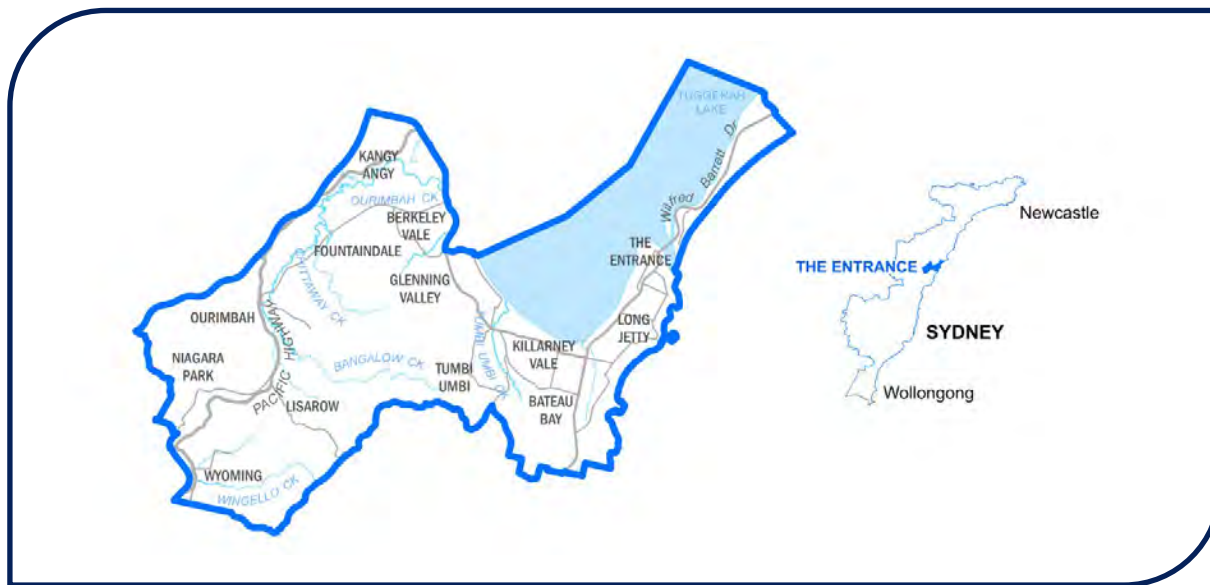
Election manager's office

- 199 The Entrance Road, Erina NSW 2250

Early voting centre locations

- Gosford
- Terrigal election manager's office
- Woy Woy
- Sydney Town Hall
- Terrigal

The Entrance



District summary

Successful candidate: MEHAN David, Australian Labor Party (NSW Branch)

Enrolment: 56,363

Total votes: 50,216

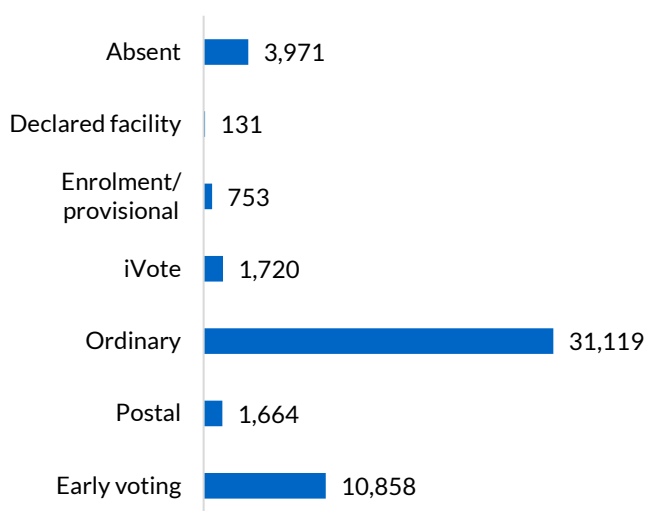
Formal: 48,086

Informal: 2,130

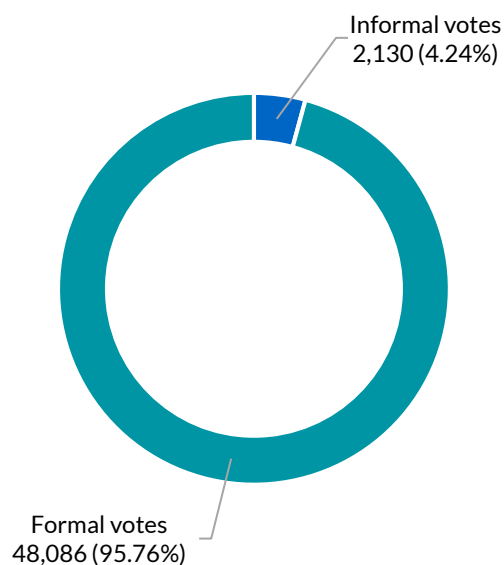
Formality: 95.76%

How the district voted

Votes by vote type



Formal/informal votes



Apparent failure to vote notices issued: 3,971

Apparent failure to vote notices issued as a percentage of the district electoral roll: 7.05%

Nominated candidates and party affiliation

ERVIN Hadden	Australian Conservatives (NSW)
FITZPATRICK Jake	Keep Sydney Open Party
JONES Margaret	Sustainable Australia (NSW)
MEHAN David	Australian Labor Party (NSW Branch)
PEARSON Stephen	The Greens NSW
PERREM Brian	The Liberal Party of Australia, New South Wales Division
RICHARDS Maddy	Animal Justice Party

Candidates

Number registered: 7	Number nominated: 7
----------------------	---------------------

Election operations

Staffing

Election manager	1
Office assistants	39
Senior office assistants	8
Voting centre managers (including deputy VCMs)	34
Declaration vote issuing officers	56
Election officials	112
Total staff	250

Voting centres

Early voting centres	4
Declared facilities	7
Election day voting centres	23

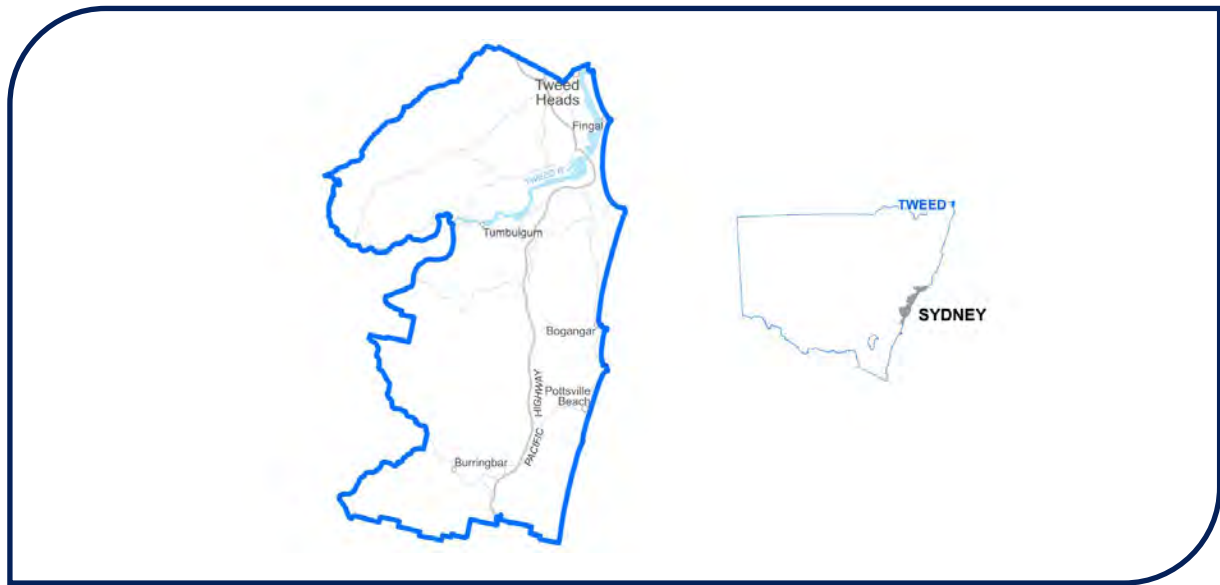
Election manager's office

- 4/165-171 The Entrance Road, The Entrance NSW 2261

Early voting centre locations

- Gosford
- Sydney Town Hall
- The Entrance election manager's office
- Wyong

Tweed



District summary

Successful candidate: PROVEST Geoff, National Party of Australia - NSW

Enrolment: 56,940

Total votes: 48,598

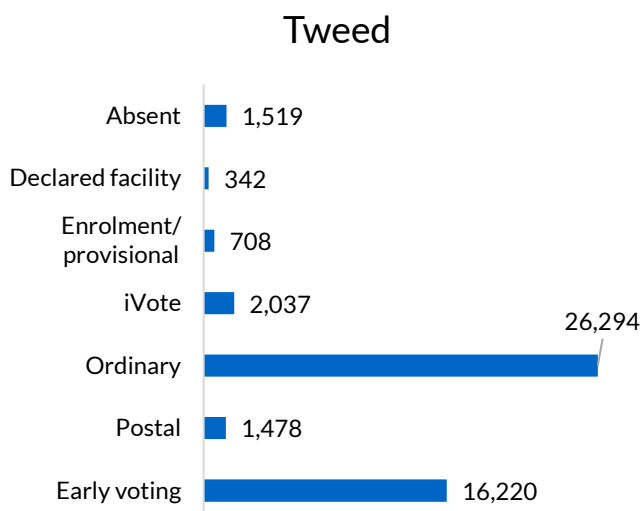
Formal: 46,661

Informal: 1,937

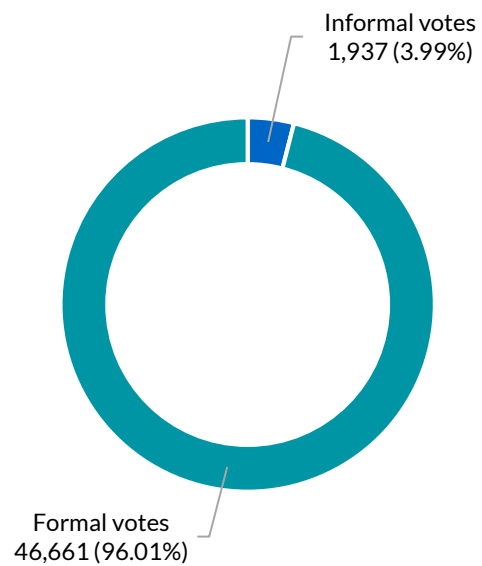
Formality: 96.01%

How the district voted

Votes by vote type



Formal/informal votes



Apparent failure to vote notices issued: 5,856

Apparent failure to vote notices issued as a percentage of the district electoral roll: 10.28%

Nominated candidates and party affiliation

ELLIOT Craig	Country Labor Party
FENELON Bill	The Greens NSW
HEARDER Susie	Animal Justice Party
McDONALD Ronald	Sustainable Australia (NSW)
PROVEST Geoff	National Party of Australia - NSW

Candidates

Number registered: 5	Number nominated: 5
----------------------	---------------------

Election operations

Staffing

Election manager	1
Office assistants	41
Senior office assistants	7
Voting centre managers (including deputy VCMs)	29
Declaration vote issuing officers	37
Election officials	91
Total staff	206

Voting centres

Early voting centres	4
Declared facilities	13
Election day voting centres	21

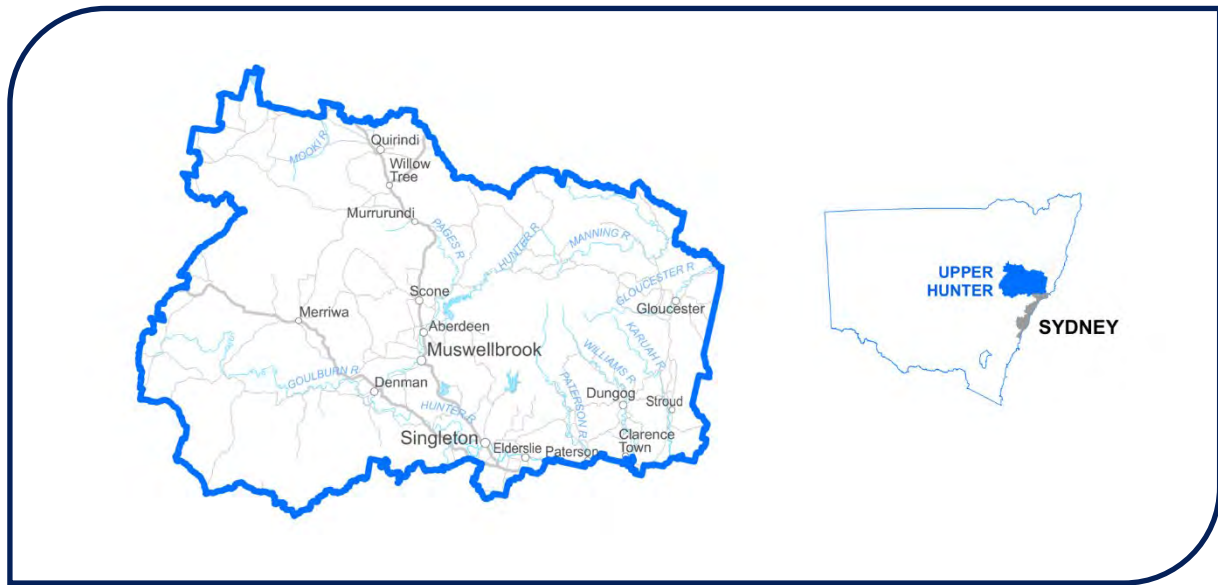
Election manager's office

- 77 Minjungbal Drive, Tweed Heads South NSW 2486

Early voting centre locations

- Murwillumbah
- Sydney Town Hall
- Tweed election manager's office
- Tweed Heads

Upper Hunter



District summary

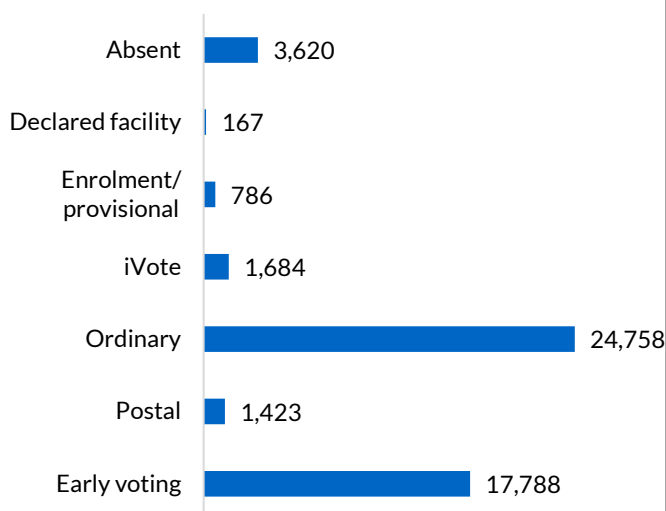
Successful candidate: JOHNSON Michael, National Party of Australia - NSW

Enrolment: 55,471

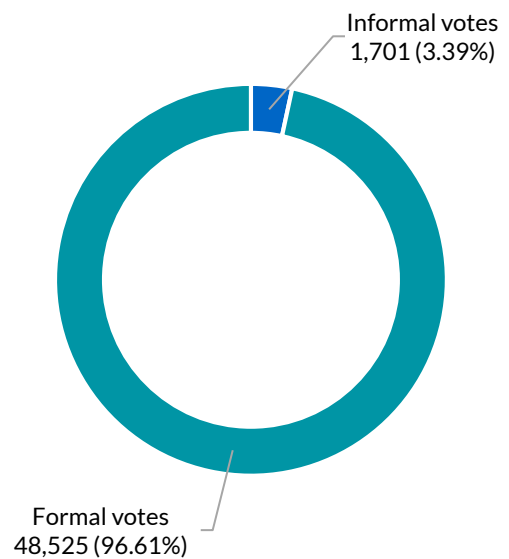
Total votes: 50,226 **Formal:** 48,525 **Informal:** 1,701 **Formality:** 96.61%

How the district voted

Votes by vote type



Formal/informal votes



Apparent failure to vote notices issued: 3,985

Apparent failure to vote notices issued as a percentage of the district electoral roll: 7.18%

Nominated candidates and party affiliation

BLAIR Calum	Sustainable Australia (NSW)
DAGG Melanie	Country Labor Party
ELLIS Mark	Liberal Democratic Party
JOHNSEN Michael	National Party of Australia - NSW
LONERGAN Tony	The Greens NSW
ROBERTSON Claire	Animal Justice Party
STRETTON Richard	Christian Democratic Party (Fred Nile Group)
WATTS Lee	Shooters, Fishers and Farmers Party (NSW) Incorporated

Candidates

Number registered: 9	Number nominated: 8
----------------------	---------------------

Election operations

Staffing

Election manager	1
Office assistants	54
Senior office assistants	10
Voting centre managers (including deputy VCMs)	45
Declaration vote issuing officers	35
Election officials	97
Total staff	242

Voting centres

Early voting centres	7
Declared facilities	14
Election day voting centres	41

Election manager's office

- Shops 5, 6 & 9, 157-159 John Street, Singleton NSW 2330

Early voting centre locations

- Dungog
- Sydney Town Hall
- Quirindi
- Scone
- Muswellbrook
- Gloucester
- Upper Hunter election manager's office

Vaucluse



District summary

Successful candidate: UPTON Gabrielle, The Liberal Party of Australia, New South Wales Division

Enrolment: 56,448

Total votes: 46,879

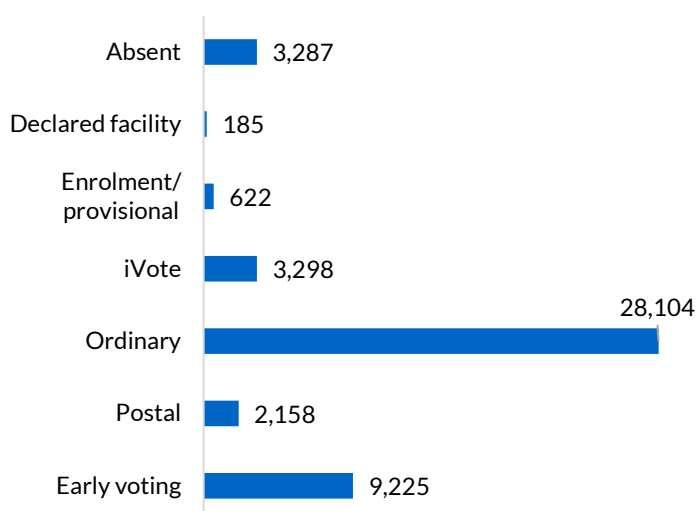
Formal: 46,023

Informal: 856

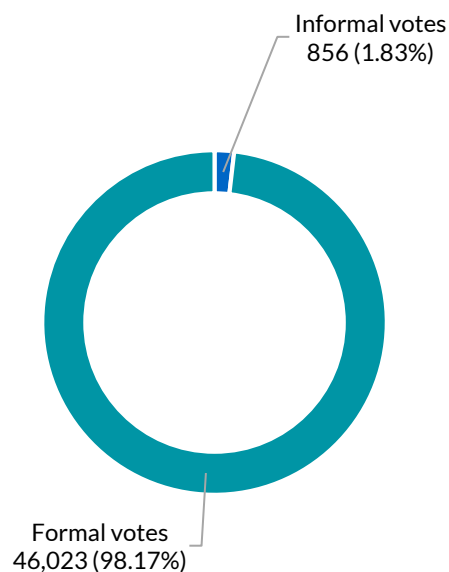
Formality: 98.17%

How the district voted

Votes by vote type



Formal/informal votes



Apparent failure to vote notices issued: 5,838

Apparent failure to vote notices issued as a percentage of the district electoral roll: 10.34%

Nominated candidates and party affiliation

DOYLE Deb	Animal Justice Party
DUNNE Kay	Sustainable Australia (NSW)
GUTTMAN-JONES Miriam	Independent
KULAKAUSKAS Lenore	Australian Labor Party (NSW Branch)
MACSMITH Mark	Keep Sydney Open Party
McEWIN Megan	The Greens NSW
UPTON Gabrielle	The Liberal Party of Australia, New South Wales Division

Candidates

Number registered: 7	Number nominated: 7
----------------------	---------------------

Election operations

Staffing

Election manager	1
Office assistants	45
Senior office assistants	6
Voting centre managers (including deputy VCMs)	27
Declaration vote issuing officers	56
Election officials	88
Total staff	223

Voting centres

Early voting centres	3
Declared facilities	5
Election day voting centres	20

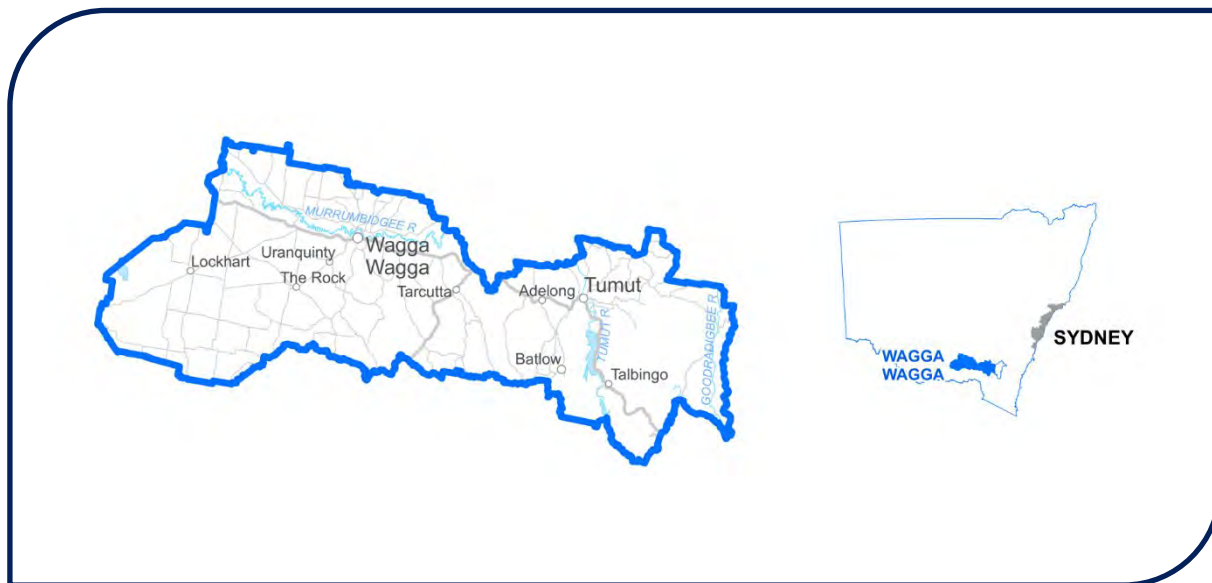
Election manager's office

- 657 Old South Head Road, Rose Bay NSW 2029

Early voting centre locations

- Bondi Junction
- Sydney Town Hall
- Vaucluse election manager's office

Wagga Wagga



District summary

Successful candidate: McGIRR Joe, Independent

Enrolment: 55,688

Total votes: 50,185

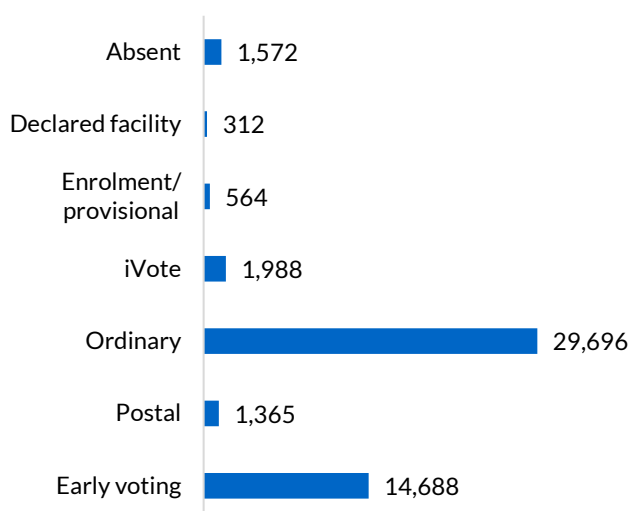
Formal: 48,578

Informal: 1,607

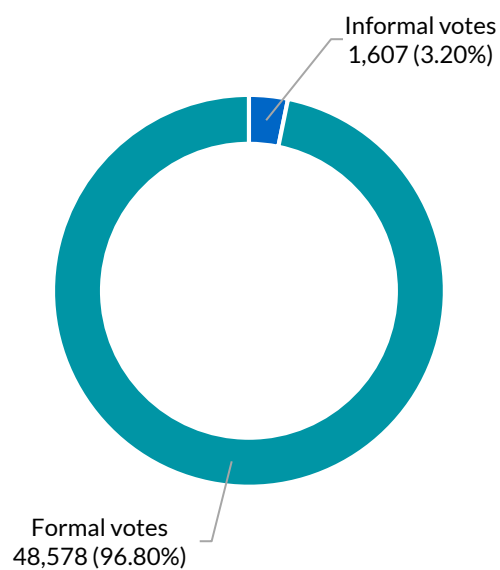
Formality: 96.80%

How the district voted

Votes by vote type



Formal/informal votes



Apparent failure to vote notices issued: 3,715

Apparent failure to vote notices issued as a percentage of the district electoral roll: 6.67%

Nominated candidates and party affiliation

GOODLASS Ray	The Greens NSW
HAYES Dan	Country Labor Party
MCDONAGH Seb	Shooters, Fishers and Farmers Party (NSW) Incorporated
McGIRR Joe	Independent
POWELL Mackenna	National Party of Australia - NSW
QUADE Matt	Independent
TAGGART Colin	Australian Conservatives (NSW)

Candidates

Number registered: 7	Number nominated: 7
----------------------	---------------------

Election operations

Staffing

Election manager	1
Office assistants	49
Senior office assistants	6
Voting centre managers (including deputy VCMs)	39
Declaration vote issuing officers	45
Election officials	101
Total staff	241

Voting centres

Early voting centres	3
Declared facilities	14
Election day voting centres	30

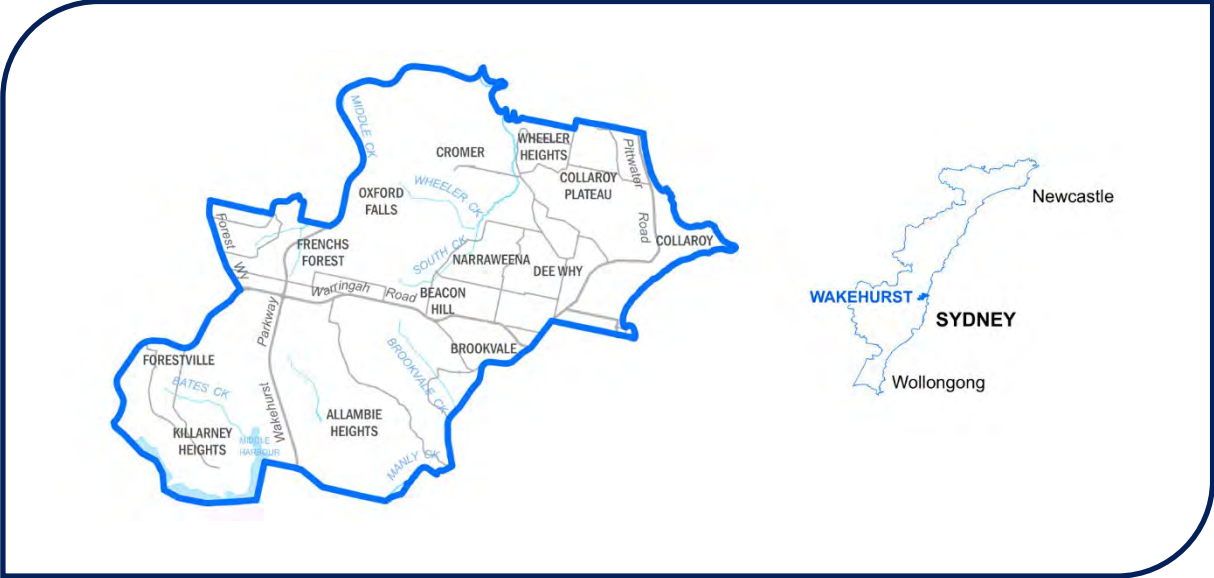
Election manager's office

- 72 Fitzmaurice Street, Wagga Wagga NSW 2650

Early voting centre locations

- Sydney Town Hall
- Tumut
- Wagga Wagga election manager's office

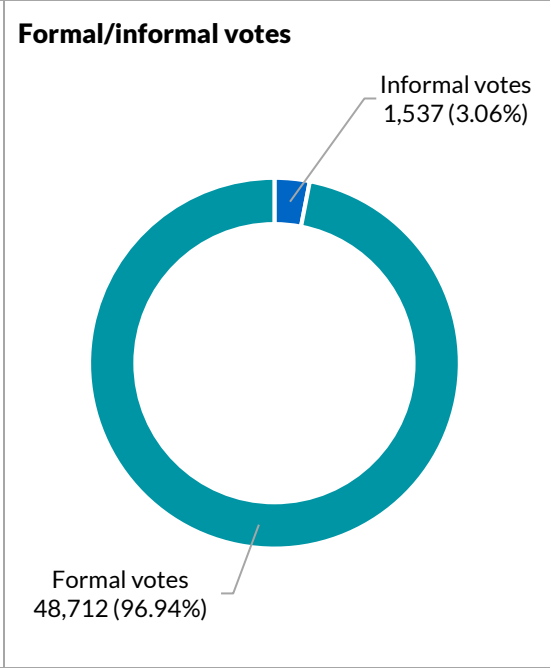
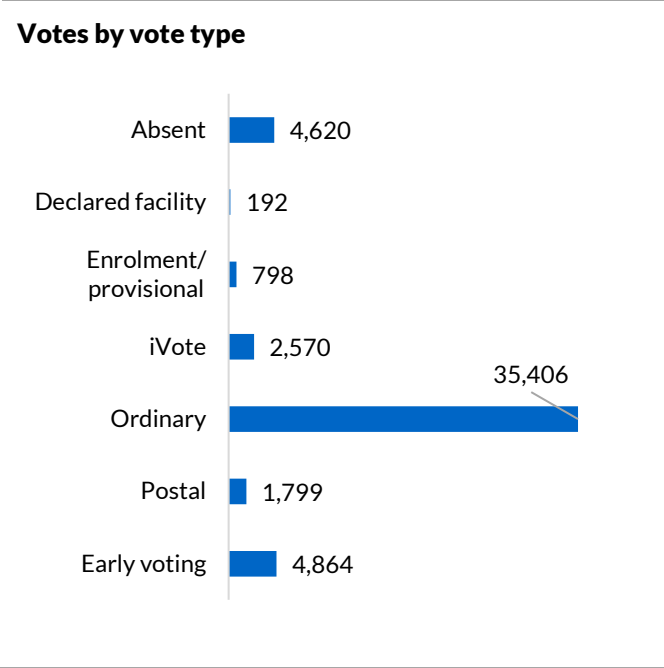
Wakehurst



District summary

Successful candidate: HAZZARD Brad, The Liberal Party of Australia, New South Wales Division			
Enrolment: 55,814			
Total votes: 50,249	Formal: 48,712	Informal: 1,537	Formality: 96.94%

How the district voted



Apparent failure to vote notices issued: 3,360

Apparent failure to vote notices issued as a percentage of the district electoral roll: 6.02%

Nominated candidates and party affiliation

HAZZARD Brad	The Liberal Party of Australia, New South Wales Division
HOUGH Darren	Independent
MAWSON Greg	Sustainable Australia (NSW)
SCHULTZ Katika	Keep Sydney Open Party
SHARPE Chris	Australian Labor Party (NSW Branch)
SORENSEN Susan	Animal Justice Party
ZAHARIAS Lilith	The Greens NSW

Candidates

Number registered: 7	Number nominated: 7
----------------------	---------------------

Election operations

Staffing

Election manager	1
Office assistants	30
Senior office assistants	6
Voting centre managers (including deputy VCMs)	34
Declaration vote issuing officers	55
Election officials	115
Total staff	241

Voting centres

Early voting centres	3
Declared facilities	7
Election day voting centres	23

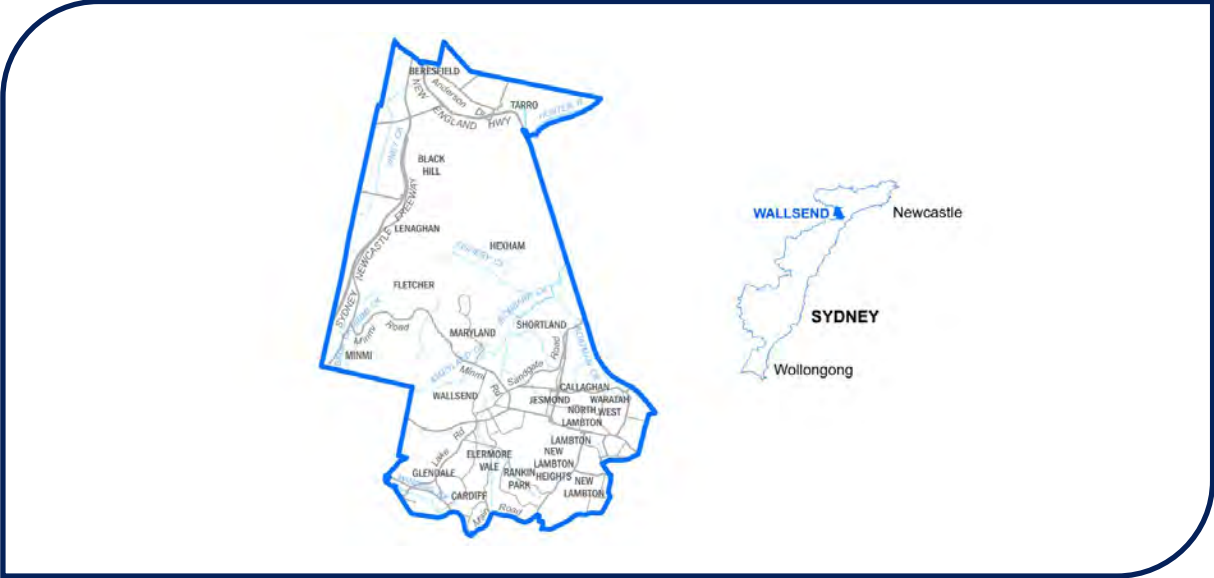
Election manager's office

14 Aquatic Drive, Suite G.01 Forestridge Business Park Frenchs Forest NSW 2086

Early voting centre locations

- Dee Why
- Sydney Town Hall
- Wakehurst election manager's office

Wallsend



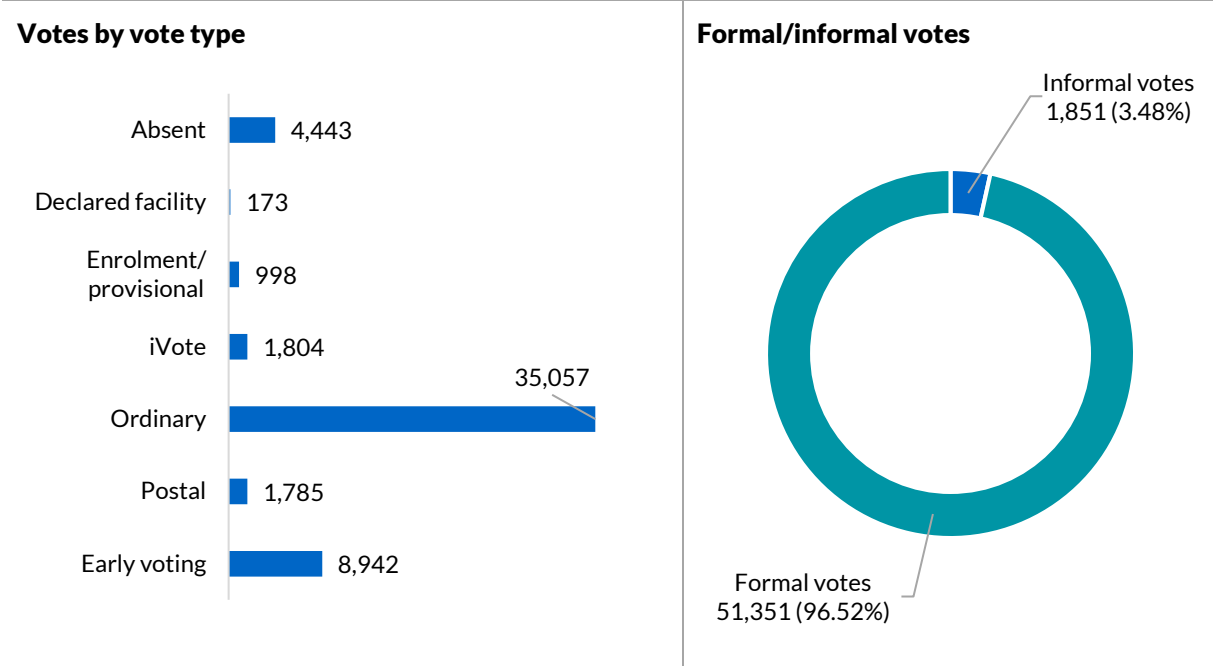
District summary

Successful candidate: HORNERY Sonia, Australian Labor Party (NSW Branch)

Enrolment: 59,050

Total votes: 53,202 **Formal:** 51,351 **Informal:** 1,851 **Formality:** 96.52%

How the district voted



Apparent failure to vote notices issued: 3,974

Apparent failure to vote notices issued as a percentage of the district electoral roll: 6.73%

Nominated candidates and party affiliation

DE VRIES Fiona	Australian Conservatives (NSW)
FRANCIS-COAN Sinead	The Greens NSW
GUNDRY Toni	Animal Justice Party
HORNERY Sonia	Australian Labor Party (NSW Branch)
TRAPPETT Nicholas	The Liberal Party of Australia, New South Wales Division

Candidates

Number registered: 5	Number nominated: 5
----------------------	---------------------

Election operations

Staffing

Election manager	1
Office assistants	35
Senior office assistants	6
Voting centre managers (including deputy VCMs)	36
Declaration vote issuing officers	58
Election officials	113
Total staff	249

Voting centres

Early voting centres	3
Declared facilities	12
Election day voting centres	26

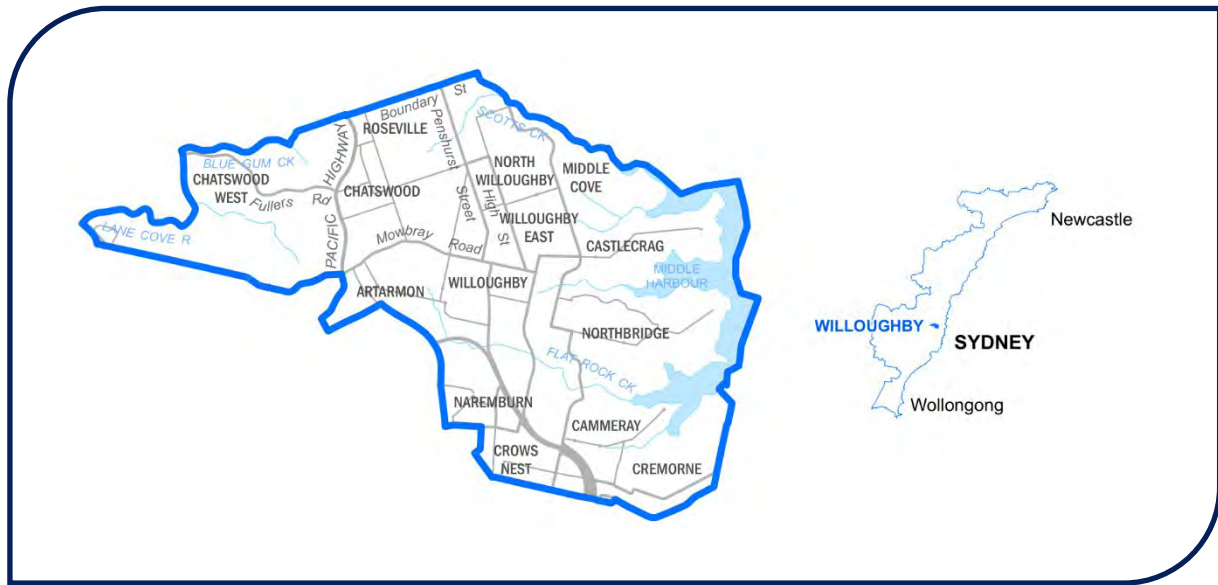
Election manager's office

- 100 Nelson Street, Wallsend NSW 2287

Early voting centre locations

- Newcastle
- Sydney Town Hall
- Wallsend election manager's office

Willoughby



District summary

Successful candidate: BEREJKLIAN Gladys, The Liberal Party of Australia, New South Wales Division

Enrolment: 54,508

Total votes: 48,791

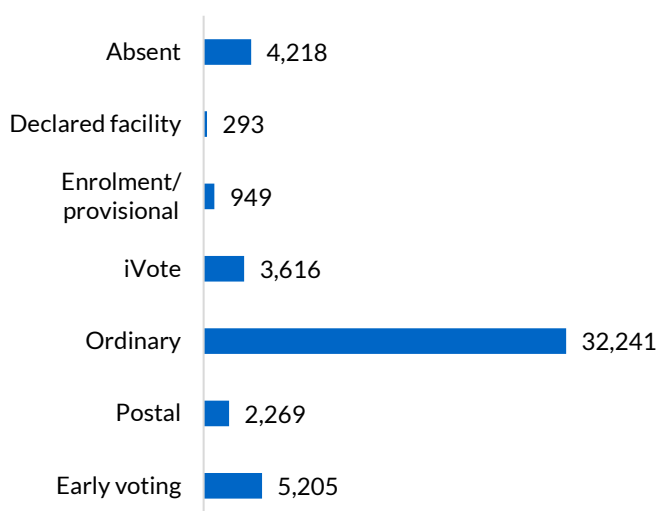
Formal: 47,857

Informal: 934

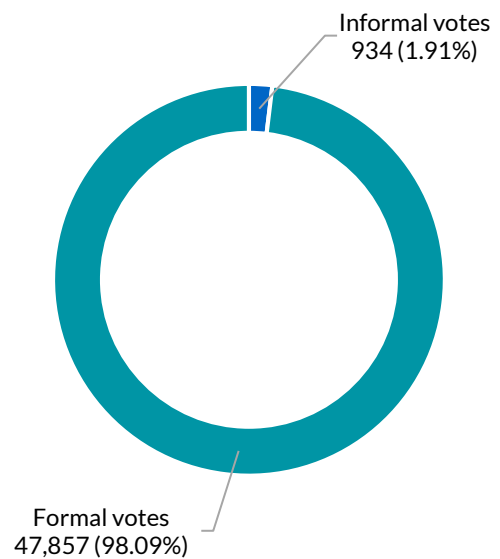
Formality: 98.09%

How the district voted

Votes by vote type



Formal/informal votes



Apparent failure to vote notices issued: 3,331

Apparent failure to vote notices issued as a percentage of the district electoral roll: 6.11%

Nominated candidates and party affiliation

BENNETT Emma	Animal Justice Party
BEREJKLIAN Gladys	The Liberal Party of Australia, New South Wales Division
CROWLEY Tom	Keep Sydney Open Party
GRAHAM Greg	Sustainable Australia (NSW)
KEOGH Daniel	The Greens NSW
MEOW-MEOW Meow-Ludo	Flux NSW
PENN Larissa	Independent
REISS Justin	Australian Labor Party (NSW Branch)

Candidates

Number registered: 8	Number nominated: 8
----------------------	---------------------

Election operations

Staffing

Election manager	1
Office assistants	34
Senior office assistants	5
Voting centre managers (including deputy VCMs)	32
Declaration vote issuing officers	66
Election officials	107
Total staff	245

Voting centres

Early voting centres	2
Declared facilities	7
Election day voting centres	25

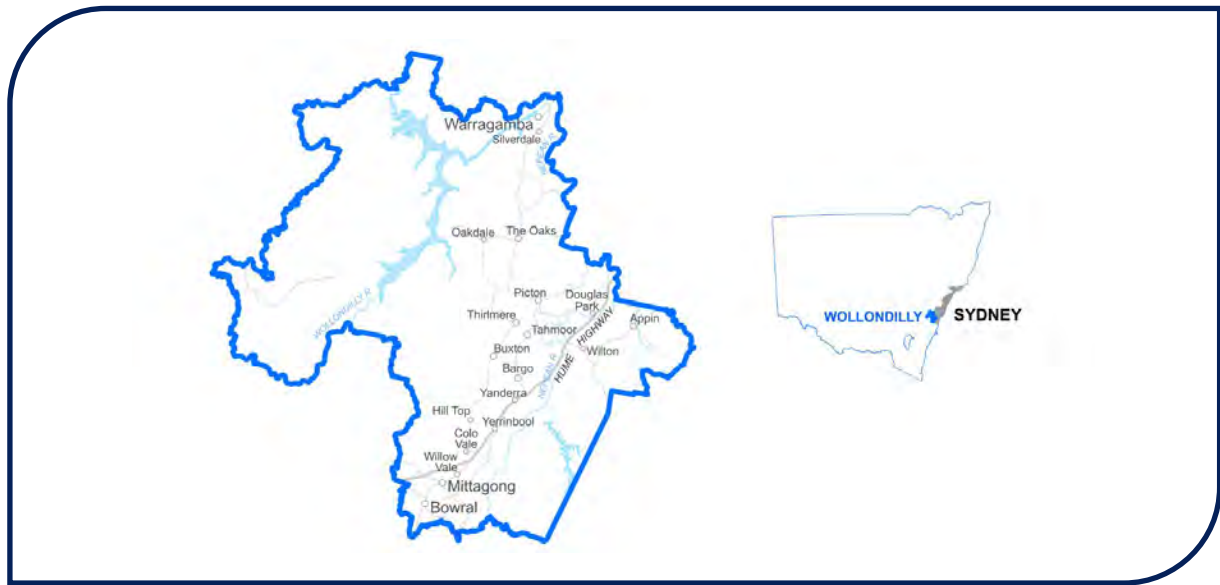
Election manager's office

- Part ground floor, Central Plaza, 501 Victoria Avenue, Chatswood NSW 2067

Early voting centre locations

- Sydney Town Hall
- Willoughby election manager's office

Wollondilly



District summary

Successful candidate: SMITH Nathaniel, The Liberal Party of Australia, New South Wales Division

Enrolment: 57,397

Total votes: 52,923

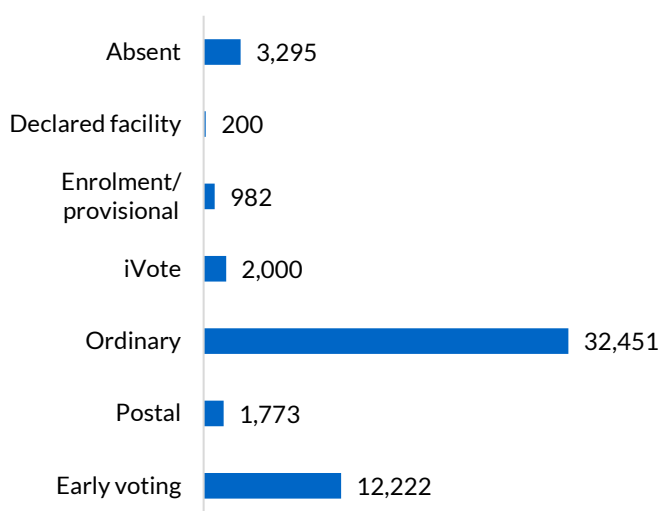
Formal: 50,989

Informal: 1,934

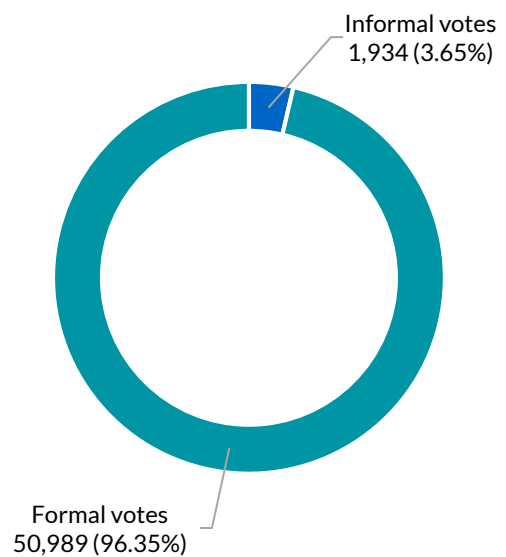
Formality: 96.35%

How the district voted

Votes by vote type



Formal/informal votes



Apparent failure to vote notices issued: 3,474

Apparent failure to vote notices issued as a percentage of the district electoral roll: 6.05%

Nominated candidates and party affiliation

BLACK Mitchell	Liberal Democratic Party
BOLWELL Jason	Shooters, Fishers and Farmers Party (NSW) Incorporated
DAVIDSON Jo-Ann	Country Labor Party
EDWARDS Heather	Animal Justice Party
FENTON Charlie	Pauline Hanson's One Nation
HANNAN Judy	Independent
POWELL David	The Greens NSW
SMITH Nathaniel	The Liberal Party of Australia, New South Wales Division

Candidates

Number registered: 8	Number nominated: 8
----------------------	---------------------

Election operations

Staffing

Election manager	1
Office assistants	56
Senior office assistants	7
Voting centre managers (including deputy VCMs)	37
Declaration vote issuing officers	57
Election officials	115
Total staff	273

Voting centres

Early voting centres	4
Declared facilities	5
Election day voting centres	27

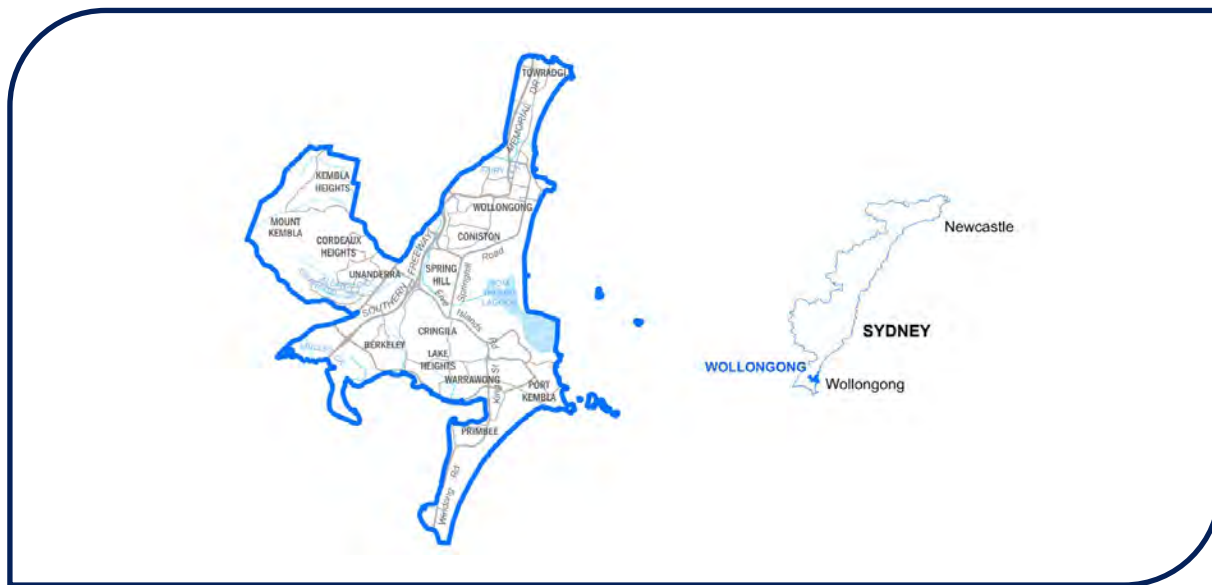
Election manager's office

- 67 Main Street, Mittagong NSW 2575

Early voting centre locations

- Camden
- Sydney Town Hall
- Tahmoor
- Wollondilly election manager's office

Wollongong



District summary

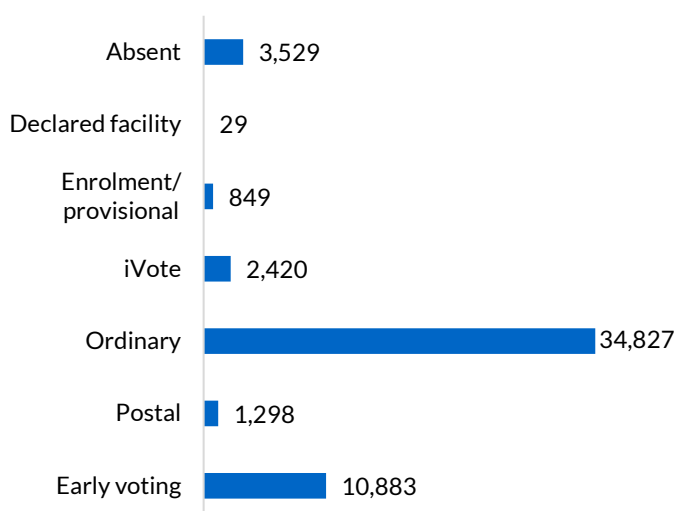
Successful candidate: SCULLY Paul, Australian Labor Party (NSW Branch)

Enrolment: 60,829

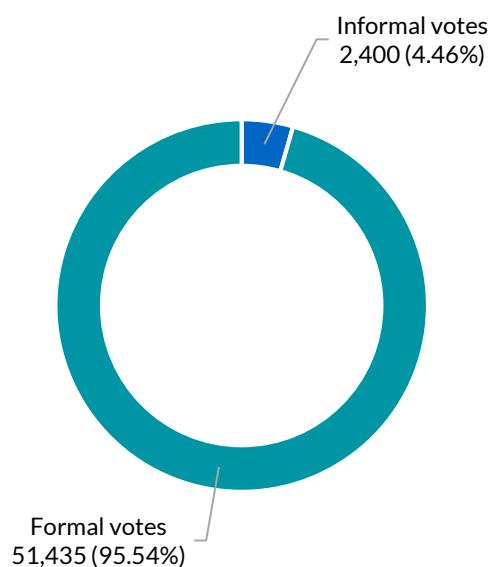
Total votes: 53,835 **Formal:** 51,435 **Informal:** 2,400 **Formality:** 95.54%

How the district voted

Votes by vote type



Formal/informal votes



Apparent failure to vote notices issued: 4,467

Apparent failure to vote notices issued as a percentage of the district electoral roll: 7.34%

Nominated candidates and party affiliation

ANTHONY Andrew	Sustainable Australia (NSW)
ARCIONI Benjamin	The Greens NSW
BANK Benjamin	Animal Justice Party
FITZPATRICK Zachary	The Liberal Party of Australia, New South Wales Division
HEHIR James	Keep Sydney Open Party
NASTOSKI Nikola	Independent
SCULLY Paul	Australian Labor Party (NSW Branch)

Candidates

Number registered: 7	Number nominated: 7
----------------------	---------------------

Election operations

Staffing

Election manager	1
Office assistants	45
Senior office assistants	11
Voting centre managers (including deputy VCMs)	40
Declaration vote issuing officers	74
Election officials	124
Total staff	295

Voting centres

Early voting centres	4
Declared facilities	2
Election day voting centres	30

Election manager's office

- 273 Crown Street, Wollongong NSW 2500

Early voting centre locations

- Dapto
- Lake Illawarra
- Sydney Town Hall
- Wollongong election manager's office

Wyong



District summary

Successful candidate: HARRIS David, Australian Labor Party (NSW Branch)

Enrolment: 57,477

Total votes: 50,776

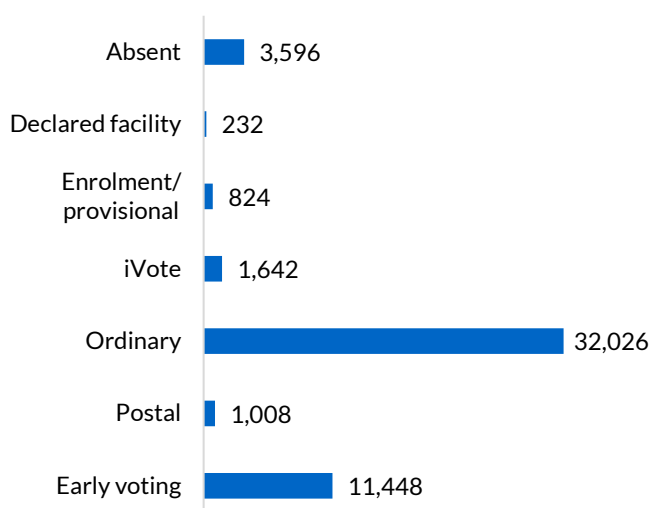
Formal: 48,121

Informal: 2,655

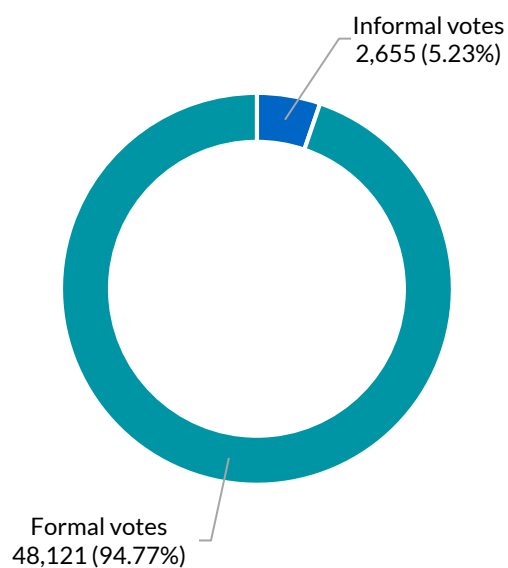
Formality: 94.77%

How the district voted

Votes by vote type



Formal/informal votes



Apparent failure to vote notices issued: 4,858

Apparent failure to vote notices issued as a percentage of the district electoral roll: 8.45%

Nominated candidates and party affiliation

HARRIS David	Australian Labor Party (NSW Branch)
LI-CANTWELL Ying Shu	The Liberal Party of Australia, New South Wales Division
STEVENSON Martin	Australian Conservatives (NSW)
WYNN Sue	The Greens NSW

Candidates

Number registered: 4	Number nominated: 4
----------------------	---------------------

Election operations

Staffing

Election manager	1
Office assistants	44
Senior office assistants	8
Voting centre managers (including deputy VCMs)	36
Declaration vote issuing officers	53
Election officials	101
Total staff	243

Voting centres

Early voting centres	5
Declared facilities	11
Election day voting centres	28

Election manager's office

- Unit B4, 4 Dulmison Ave, North Wyong Industrial Estate Wyong NSW 2259

Early voting centre locations

- Blue Haven
- Sydney Town Hall
- Toukley
- Wyong election manager's office
- Wyong