

Annual Report 2000
ELECTION FUNDING AUTHORITY OF NEW SOUTH WALES

***ANNUAL REPORT TO
PARLIAMENT
OF THE***

***ELECTION FUNDING AUTHORITY
OF NEW SOUTH WALES***

***FOR THE YEAR ENDED
30 JUNE 2000***

ISSN 1320-8616

ACCESS

*Election Funding Authority of New South Wales
Level 20
Maritime Trade Towers
207 Kent Street
Sydney 2000*

*GPO Box 832
Sydney 1043*

Telephone: 9200 5999

Fax: 9241 6011

Internet: www.seo.nsw.gov.au

Hours of Business: 8.30 am to 5.00 pm

ANNUAL REPORT

Total number of copies printed: 200
Cost per copy: \$2.86



Level 20 Maritime Centre
207 Kent Street
Sydney 2000
Telephone: 9200 5999
Facsimile: 9241 6011
Homepage: <http://www.seo.nsw.gov.au>

The Hon. Bob Carr, MP
Premier
Parliament House
Macquarie Street
Sydney

7 November 2000

Dear Premier

Report of the Election Funding Authority of New South Wales

In accordance with section 8 of the Annual Reports (Statutory Bodies) Act 1984 we submit for tabling in both Houses of Parliament the report on the operations of the Authority for the financial year ended 30 June 2000.



J Wasson
Chairperson



S J O'Halloran
Member



B E MacCarthy
Member

CONTENTS	PAGE
ACCESS	2
ANNUAL REPORT	2
CHARTER	7
AIMS & OBJECTIVES	7
MANAGEMENT & STRUCTURE	7
SUMMARY REVIEW OF OPERATIONS	8
CODE OF CONDUCT	11
CONSULTANTS	11
CONTRACT & MARKET TESTING	11
EQUAL EMPLOYMENT OPPORTUNITY	11
ETHNIC AFFAIRS & DISABILITY STRATEGIC PLAN	11
FINANCE	11
GRANTS TO COMMUNITY ORGANISATIONS	11
GUARANTEE OF SERVICE	11
HUMAN RESOURCES	11
INVESTMENT PERFORMANCE	12
LAND DISPOSAL	12
LEGAL CHANGE	12
MANAGEMENT & ACTIVITIES	12
MAJOR ASSETS	12
OCCUPATIONAL HEALTH AND SAFETY	12
OVERSEAS VISITORS	12
PAYMENT OF ACCOUNTS	12
PROMOTION	12
RESPONSE TO MATTERS RAISED BY AUDITOR-GENERAL	13
RISK MANAGEMENT & INSURANCE ACTIVITIES	13
SUBSIDIARIES, PARTNERSHIPS, & OTHER ASSOCIATIONS	13
WOMEN'S ACTION PLAN	13
WASTE REDUCTION PLAN	13
YEAR 2000 MILLENNIUM BUG	13
SOCIAL PROGRAMS	13
ECONOMIC OR OTHER FACTORS	13
CONTROLLED ENTITIES	13
RESEARCH & DEVELOPMENT	13
CHIEF & SENIOR EXECUTIVE OFFICERS	18
ORGANISATION STRUCTURE	18
PERFORMANCE INDICATORS	19
REGISTERED PARTIES	20
INDEX	33

CHARTER

The Election Funding Authority is established pursuant to the provisions of the Election Funding Act 1981. This Act is designed to achieve two major purposes, viz. to prescribe a scheme of public funding of election campaigns and to provide for the public disclosure of the sources of funds used and expenditure incurred in election campaigns. The Act also provides for the annual payment to eligible parties of amounts from the Political Education Fund.

Section 22(2) of the Act imposes a duty on the Authority to exercise its functions in a manner that is not biased against or in favour of any particular party, group, candidate or other person, body or organisation.

AIMS & OBJECTIVES

The Authority is responsible for dealing with:

- (a) applications by groups and candidates for registration;
- (b) claims by parties, groups and candidates for payment of election campaign expenditure in respect of Parliamentary elections;
- (c) declarations by parties, groups, candidates and third parties of political contributions received and electoral expenditure incurred in respect of Parliamentary and Local Government elections; and
- (d) claims by parties for payment from the Political Education Fund.

The Authority has a number of other responsibilities including a wide research role in relation to election funding, political contributions, electoral expenditure and other matters relating to the Act.

MANAGEMENT & STRUCTURE

Part II of the Election Funding Act 1981 provides that the Authority shall consist of:

- (a) The Electoral Commissioner for New South Wales as Chairperson;
- (b) A member appointed on the nomination of the Premier; and
- (c) A member appointed on the nomination of the Leader of the Opposition in the Legislative Assembly.

During the 1999/2000 year members of the Authority were:

Mr E I Dickson, B.Bus (Until 1.11.99)
Electoral Commissioner and Chairperson

Mr J Wasson, Dip.Law (from 2.11.99)
Electoral Commissioner and Chairperson

Mr S J O'Halloran
Appointed on the nomination of the Premier

Mr E P Pickering (until 7.11.99)
Appointed on the nomination of the Leader of the Opposition

Mr B E MacCarthy (from 8.11.99)
Appointed on the nomination of the Leader of the Opposition

Alternate members were:

Mr J A McCarthy, QC (until 7.11.99)
Appointed on the nomination of the Premier

Mrs A M Cohen
Appointed on the nomination of the Leader of the Opposition

Mr J Wasson, Dip.Law, held the position of Secretary of the Authority. Mrs M Floyd was Acting Secretary of the Authority from 2.11.99.

Meetings of the Authority were held on the dates set out below:

21 October 1999
23 March 2000
24 May 2000

These meetings were attended as follows:

Mr E I Dickson	-	1
Mr J Wasson	-	2
Mr S J O'Halloran	-	3
Mr E P Pickering	-	1
Mr B E MacCarthy	-	2

SUMMARY REVIEW OF OPERATIONS

As a result of both the State Parliamentary and Local Council general elections being held in the 1999 calendar year the reporting period has seen a particularly heavy call on the services of those involved in administering the Election Funding Act. This was mainly the result of an increase of nearly 70% in the number of groups and candidates contesting the State Parliamentary general election.

It is pleasing to report that the review of procedures in examining documents lodged with the Authority together with the implementation of new IT initiatives have resulted in an acceleration of the process. In addition IT advancements have seen details of contributions received and expenditure incurred by parties, groups and candidates being made available more promptly.

Parliamentary Elections

During the reporting period the Authority dealt with claims for payment and declarations of political contributions received and electoral expenditure incurred lodged by 84 parties, 2 groups and 736 candidates contesting the general election held on 27 March 1999.

Set out below are details of the amounts available for distribution in accordance with the provisions of the Act:-

Central Fund	\$ 7,256,220
Constituency Fund	\$ 3,628,110
Total	\$10,884,331

The Central Fund is payable to parties dependent upon number of votes group endorsed by a party receives at Legislative Council election - no party entitled to receive more than 50% of the Fund.

The Constituency Fund is divided equally amongst 93 Legislative Assembly districts and is payable to eligible candidates dependent upon number of votes received. No candidate entitled to receive more than \$19,505.

All parties contesting the election were registered under Part 4A of the Parliamentary Electorates and Elections Act 1912 for the purposes of the Election Funding Act. The following parties endorsed groups or candidates at the election:-

A Better Future For Our Children
A Fair go for Families
Abolish State Governments!

Anti-Corruption Party (Insurers, Lawyers, Politicians)
Australia First
Australian Democrats (NSW Division)
Australian Family Alliance
Australian Labor Party (NSW Branch)
Australian Independents Coalition for Political Integrity
Australians Against Further Immigration
Australians Against The Promotion of Homosexuality
Australians for a Better Community
Care for us Party
Christian Democratic Party (Fred Nile Group)
Citizens Electoral Councils of Australia (NSW)
Communist Party of Australia
Community First Party
Country Party
Country Summit Alliance
Democratic Socialist Electoral League
Earthsave
Elect the President
Euthanasia Referendum Party
Fair Tax Party
Franca Arena Child Safety
Gay and Lesbian Party
Give Criminals Longer Sentences
(Godfrey Bigot) People Before Party Politics
Gun Owners & Sporting Hunters Rights
Help Disabled People
Hospitals, Education, Law, Privacy
Hotel Patrons Party
Independent Community Network
Jobs for Everyone - Futures for All
John Tingle - The Shooters Party
Kevin Ryan - Drug Reform
Liberal Party of Australia New South Wales Division
Make Billionaires Pay More Tax!
Marijuana Smokers Right Party
Marine Environment Conservation Party
Mick Gallagher for Australia
Motor Vehicle Consumer Protection Party
National Party of Australia - NSW
Natural Law Party
No Badgerys Creek Airport Party
No GST
No Nuclear Waste Dumps Party
No Privatisation People's Party
Non-Custodial Parents Party
NSW Ratepayers Party
Our Common Future Party
Outdoor Recreation Party
outside Newcastle Sydney Wollongong party
Pauline Hanson's One Nation
People Against Paedophiles
People First
Progressive Labour Party
Reclaim Australia
Reform Parliamentary Superannuation Party
Reform the Legal System
Registered Clubs Party

Republic 2001
 Responsible Gambling Party
 Responsible Drug Reform for Australia
 Riders' and Motorists' Party Inc.
 Save The Forest Party
 Speranza: Hope for Better Health NSW
 Stop Banks from Exploiting Australians Group
 Tenants Have Rights Party
 The Four Wheel Drive Party
 The Womens Party
 The Greens
 The Wilderness Party
 The Timbarra Clean Water Party
 The Animal Liberation Party
 The Australian Small Business Party
 The Seniors Party
 Three Day Weekend Party
 Unity
 Voice of the People Party
 What's Doing? Party
 Young Australians Caring for our Future

All candidates for the Legislative Council and Legislative Assembly elections registered under the Election Funding Act.

Details of registrations and eligibility for payment are set out below:-

Registrations

Registered parties endorsing groups	84
Groups not endorsed by a registered party	2
Ungrouped Legislative Council candidates	6
Legislative Assembly candidates	732

Eligible for Payment

Registered parties endorsing groups	10
Groups not endorsed by a registered party	-
Ungrouped Legislative Council candidates	-
Legislative Assembly candidates	328

With the exception of two candidates all parties, groups and candidates have lodged documents with the Authority which have been accepted as meeting the requirements of the Act. Proceedings have been instituted against the two candidates for a breach of the Act. Details of these proceedings will be shown in the next Annual Report.

Payment has been made to all eligible parties and candidates.

Schedules containing the following details are available for inspection at the office of the Authority or are available at the State Electoral Office Internet site www.seo.nsw.gov.au under *EFA Annual Report 2000 Schedules*.

Schedules "A" to "F" contain statistical details in respect of the 1999 general election:

Schedule "A" sets out details of the distribution of the Central Fund to parties pursuant to section 62 of the Act.

Schedule "B" sets out details of the distribution of the Constituency Fund to candidates pursuant to section 67 of the Act.

Schedule "C" sets out a summary of political contributions received and electoral expenditure incurred by parties that endorsed a group at the 1999 Legislative Council election. A summary of political contributions received and electoral expenditure incurred by ungrouped candidates at this election is also set out.

Schedule "D" sets out a summary of political contributions received and electoral expenditure incurred by candidates at the 1999 Legislative Assembly election.

Schedule "E" sets out details of political contributions of more than \$1,500 received by parties that endorsed a group at the 1999 Legislative Council election. Also shown are details of political contributions of more than \$200 received by independent candidates.

Schedule "F" sets out details of political contributions of more than \$200 received by candidates at the 1999 Legislative Assembly election.

Matters Arising out of the Examination of Claims and Declarations

Although there were a few incidents where additional details had to be sought parties, groups and candidates generally complied with the requirements of the Act.

This would seemingly be due to those involved in the electoral process becoming more aware of the requirements of the Act from experience and to greater heed being taken of the instructional material prepared by the Authority. This latter aspect is subject to constant review in the light of matters coming to notice during examination of declarations and comments made by stakeholders.

Pauline Hanson's One Nation Party

Under the provisions of section 661(2)(d) of the Parliamentary Electorates and Elections Act 1912 the registration of the Pauline Hanson's One Nation party was cancelled by the Electoral Commissioner on the ground that the registration of the party in 1998 was obtained by misrepresentation.

In the circumstances the Authority has sought legal advice on the question of recovery of monies paid to the party under the Act following the election.

At the end of the reporting period this matter was still under consideration.

Third Parties

Under the Act a third party is:-

- (a) a person or organisation who incurs political expenditure of more than \$1,500 by way of a donation to a party or candidate;
- (b) a person or organisation which incurs political expenditure to this amount by way of playing an active role in the political process other than by direct donations to a party or candidate.

A third party is required to lodge a declaration setting out details of the expenditure together with the identity of any person or organisation who contributed more than \$1,000 which was used to incur the expenditure.

An examination of the declarations of political contributions received identified 861 third parties who donated more than \$1,500 to a party or candidate at the 1999 State general election.

Declarations required under the Act have been received from 839 of the organisations or persons. Action is being taken with a view to the institution of proceedings against those organisations and persons who have failed to lodge the necessary declaration.

Third party declarations are available for inspection at the office of the Authority.

Local Government Elections

1999 General Election

The quadrennial Local Government Council elections were held on 11 September 1999 in 151 Council areas out of the 177 in the State. A total

of 4,552 candidates contested these elections. Of the areas where elections were not held one area was uncontested, one election was postponed and 24 elections were deferred pending amalgamation considerations.

In the latter category deferred elections were subsequently held during the reporting period in nine Council areas. A total of 110 candidates contested these elections.

Declarations has been received in respect of 4,495 candidates. Proceedings have been instituted against 57 candidates for failing to comply with the requirements of the Act. Declarations in respect of the deferred election candidates are not due during the reporting period.

Copies of all declarations lodged are available for inspection at the Authority or at the office of the relevant Council.

Third Parties

Some 272 persons and organisations were identified as third parties in respect of the 1999 general election. Of these 83 incurred expenditure by way of donations to parties and candidates at the Sydney City Council election.

The declarations required under the Act have been lodged by 259 persons and organisations. The remaining 13 cases have been referred to the Crown Solicitor for commencement of proceedings for a breach of the Act.

Copies of the declarations lodged are available for inspection at the Authority or at the office of the relevant Council.

By-elections

A by-election for the "B" Ward of Uralla Shire Council was held on 11 December 1999. All but one candidate has lodged the necessary declaration. Action is being taken to obtain this document.

By-elections were also held in Shellharbour City, Bombala, Eurobodalla and Severn Council areas. The time limit for lodgement of declarations does not expire until the next reporting period.

Political Education Fund

Entitlement for 2000 calendar year

Amounts payable to eligible parties for the 1999 calendar year from the Political Education Fund are as follows:-

Australian Democrats (NSW Division)	\$ 56,034
Australian Labor Party (NSW Branch)	709,598
Christian Democratic Party (Fred Nile Group)	25,118
Liberal Party of Australia New South Wales Division	417,315
National Party of Australia - NSW	149,104
Outdoor Recreation Party	1,503
Pauline Hanson's One Nation	126,516
The Greens	65,258
Unity	17,802

The Australian Labor Party, Liberal Party, National Party, Pauline Hanson's One Nation, and Unity have been paid their entitlement.

At the reporting date claims for payment by the Australian Democrats, Christian Democratic Party, Outdoor Recreation Party and The Greens were being considered.

Claims for payment from the Political Education Fund are available for inspection at the Authority.

CODE OF CONDUCT

The Code of Conduct is set out in the Annual Report of the State Electoral Office.

CONSULTANTS

The Authority did not use the services of consultants during the reporting period.

CONTRACT & MARKET TESTING

Internal auditing of the State Electoral Office extends to the records of the Authority. This function is contracted out and for the reporting period the cost to the Authority was \$5,956.

In the foreseeable future it is not anticipated that additional contracting out will be undertaken.

EQUAL EMPLOYMENT OPPORTUNITY

EEO details are set out in the Annual Report of the State Electoral Office.

ETHNIC AFFAIRS AND DISABILITY STRATEGIC PLAN

Details of the Disability Strategic Plan applicable to the Authority are set out in the Annual Report of the State Electoral Office.

FINANCE

The financial statements of the Authority prepared in accordance with the Public Finance and Audit Act 1983, the Auditor-General's Certificate in relation to these statements together with a detailed budget of the Authority for the financial year commence on page 23.

GRANTS TO COMMUNITY ORGANISATIONS

No grants were made to non-government community organisations other than payments made to eligible parties under the Act.

GUARANTEE OF SERVICE - CONSUMER RESPONSE

Prior to the conduct of the 1999 State general election a seminar was held for parties and candidates at which, inter alia, the rights and obligations under the Election Funding Act were explained. In addition, the instructional material provided to all candidates was revised in the light of problems which had been evident from examination of material lodged at previous elections.

From the degree of compliance it is clear that these initiatives were successful.

In respect of the 1999 Local Government election the instructional material provided to parties, groups and candidates resulted in a greater degree of compliance than at the previous election.

As will be seen from the item "Performance Indicators" payments were made

HUMAN RESOURCES

The duties of the position of Chief Administrative Officer, State Electoral Office, include the functions of the Secretary of the Authority. The Executive Assistant to the Chief Administrative Officer together with staff of the Executive Support & Projects Division provide administration, accounting and research services to the Authority (See "Organisation Structure").

Details of information relating to staff required by virtue of clause 4(1)(j) of the Annual Reports (Statutory Bodies) Regulation 1985 are included in the Annual Report of the State Electoral Office.

No overseas visits were undertaken.

INVESTMENT PERFORMANCE & LIABILITY MANAGEMENT PERFORMANCE

The Authority has no investments or liabilities.

LAND DISPOSAL

The Authority does not own or have an interest in any realty.

LEGAL CHANGE

The Election Funding Amendment Act 1999 amended the Election Funding Act 1981 by limiting the time factor in the calculation of the aggregate fund for a general election to 48 months. Previously this factor was the number of years or part thereof between the return date of the writs for the previous and current elections.

The Statute Law (Miscellaneous Provisions) Act (No 2) 1999 amended the Act clarifying the maximum amount of penalty units which may be imposed by a Local Court for a breach of the Act. The amendment supplements an amendment to the Interpretation Act 1987 relating to such penalties.

Pursuant to the provisions of the Subordinate Legislation Act 1989 the Election Funding Regulation 1994 was replaced by the Election Funding Regulation 1999. The following amendments were made to the 1994 Regulation:-

- the maximum amount which may be allowed in relation to the audit of a claim for parties and candidates was increased to \$1,500 and \$500 respectively; and
- the manner in which parties, groups and candidates are required to keep accounting records was extended to include by means of a computer system.

There were no other amendments to the legislation or significant judicial decisions affecting the Authority, parties, groups or candidates during 1999/2000.

MANAGEMENT & ACTIVITIES

The general nature and range of activities of the Authority are set out in the item "Summary Review of Operations".

MAJOR ASSETS

The Authority does not possess any assets, major or otherwise.

OCCUPATIONAL HEALTH AND SAFETY

Details relating to Occupational Health and Safety are shown in the Annual Report of the State Electoral Office.

OVERSEAS VISITORS

During the reporting period the Chairperson and the Acting Secretary met with and explained the provisions of the funding and disclosure legislation to the following bodies and persons from overseas:

- ◆ the Papua New Guinea Constitution Development Commission (arranged by the Department of Foreign Affairs & Trade)
- ◆ Dr Jeremy Mitchell of The Open University, Milton Keynes, England
- ◆ Dr Kantathi Suphamongkhon, Executive Director of the Thai Rak Thai Party (facilitated by bi-partisan Parliamentarians)
- ◆ a delegation of Bangladeshi political and civic leaders (arranged by the National Democratic Institute for International Affairs, Washington DC)
- ◆ a Parliamentary delegation from Indonesia (arranged by the Australia Asia Young Leaders Program).

PAYMENT OF ACCOUNTS

Accounting functions are managed by the Finance Section of the State Electoral Office. Details of payment of accounts are set out in the Annual Report of that Agency.

PROMOTION

The Authority publishes instructional handbooks for use by parties, groups and candidates contesting State and Local Government elections. These publications explain their rights and responsibilities under the Act and contain examples of the proper manner of completing documents to be lodged with the Authority.

**RESPONSE TO MATTERS RAISED BY
AUDITOR-GENERAL IN MANAGEMENT
LETTERS**

No matters were raised by the Auditor-General.

**RISK MANAGEMENT &
INSURANCE ACTIVITIES**

Details of risk management and insurance activities are shown in the Annual Report of the State Electoral Office.

**SUBSIDIARIES, PARTNERSHIPS,
JOINT VENTURES & OTHER
ASSOCIATIONS**

The Authority has no bodies of this nature with which it is associated or has arrangements.

WOMEN'S ACTION PLAN

Details of the Women's Action Plan are shown in the Annual Report of the State Electoral Office.

WASTE REDUCTION PLAN

Details of the activities in relation to waste reduction are shown in the Annual Report of the State Electoral Office.

YEAR 2000 MILLENNIUM BUG

Details in relation to the Year 2000 Millennium Bug are shown in the Annual Report of the State Electoral Office.

SOCIAL PROGRAMS

The Authority does not provide any Social Programs.

ECONOMIC OR OTHER FACTORS

There were no economic or other factors which have affected the achievement of the operational objectives of the Authority during the reporting year.

CONTROLLED ENTITIES

The Authority has no controlled entities.

RESEARCH & DEVELOPMENT

IT Applications

The review of structures for the processing of declarations and claims lodged following State and Local Government elections continued. As a consequence a refinement in procedures has been implemented which enables statistical details of contributions received and expenditure incurred to be made available more promptly.

1999 State General Election

Declarations Lodged

As a result of declarations lodged by parties, groups, candidates and third parties areas were identified where problems were being encountered in strictly complying with the legislation. The forms and instructional material were amended with the aim of making compliance easier. These initiatives appear to have been a success as the compliance rate following the 1999 general election has improved to a marked extent.

**Contributions Received and Expenditure
Incurred by the Major Parties**

The following schedules represent statistics extracted from declarations lodged by the three major parties showing the source of funding from political contributions, fund raising and subscriptions. The electoral expenditure and the amounts paid out of the Central Fund for the general elections between and including 1981 and 1999 are also shown.

LABOR PARTY DISCLOSURE 1981 - 1999

	1981	1984	1988	1991	1995	1999
POLITICAL CONTRIBUTIONS						
More than prescribed amount	\$	\$	\$	\$	\$	\$
- Unions	81,966	76,303	319,500	1,757,026	216,500	292,750
- Persons	5,000		286,274	224,710	434,903	111,350
- Unincorporated Organisations	2,490		27,000	30,000	48,000	22,300
- Corporations	21,500	151,000	336,795	1,424,000	804,500	2,632,170
- Branches					38,000	
	110,956	227,303	969,569	3,435,736	1,541,903	3,058,570
FUND RAISING		33,535	368,979	381,725	622,870	1,040,074
POLITICAL CONTRIBUTIONS						
Less than prescribed amount	16,132	39,247	113,769	54,983	60,350	58,780
SUBSCRIPTIONS			780,402	795,404	1,593,784	534,832
Total	127,088	300,085	2,232,719	4,667,848	3,818,907	4,692,256
ELECTORAL EXPENDITURE	1,080,311	1,263,067	5,317,123	3,477,410	2,949,789	6,972,749
ENTITLEMENT	707,440	887,856	1,445,873	1,772,484	1,982,799	3,247,371

LIBERAL PARTY DISCLOSURE 1984 - 1999

	1984	1988	1991	1995	1999
POLITICAL CONTRIBUTIONS	\$	\$	\$	\$	\$
More than prescribed amount	3,946,792				
- Federal Secretariat	650,738	37,200		556,130	
- Branches	3,250	123,350		7,000	96,712
- Persons	17,170	2,970	13,100		
- Anonymous	5,250	261,020	84,500	664,000	15,000
- Unincorporated Organisations	16,250	368,749	300,995	754,053	2,002,392
- Corporations			71,380	6,300	
- Donations in kind					
	4,639,450	793,289	469,975	1,987,483	2,114,104
FUND RAISING		75,505	90,096	426,431	70,583
POLITICAL CONTRIBUTIONS					
Less than prescribed amount	771,137	2,646,209	1,262,928	236,270	368,821
SUBSCRIPTIONS	684,316		947,718	2,035,886	1,759,038
Total	6,094,903	3,515,003	2,770,717	4,686,070	4,312,546
ELECTORAL EXPENDITURE	1,286,669	3,860,978	2,414,278	2,941,097	5,620,700
ENTITLEMENT	484,186	1,033,416	1,436,821	1,444,180	1,591,007

NATIONAL PARTY DISCLOSURE 1984 - 1999

	1984	1988	1991	1995	1999
POLITICAL CONTRIBUTIONS					
More than prescribed amount	\$	\$	\$	\$	\$
- Branches		74,492	128,500	172,222	102,364
- Persons				29,500	7,000
- Unincorporated Organisations				32,500	24,500
- Corporations	106,625	125,900	177,000	206,000	259,000
	106,625	200,392	305,500	440,222	392,864
FUND RAISING					
				136,936	40,986
POLITICAL CONTRIBUTIONS					
Less than prescribed amount	3,048	45,840	17,290	66,357	642,080
SUBSCRIPTIONS					
	1,340,754			3,263,486	3,086,790
Total	1,450,427	246,232	322,790	3,907,001	4,162,720
ELECTORAL EXPENDITURE	439,985	1,053,268	1,010,182	1,121,402	1,190,242
ENTITLEMENT	322,790	688,944	718,411	722,090	795,503

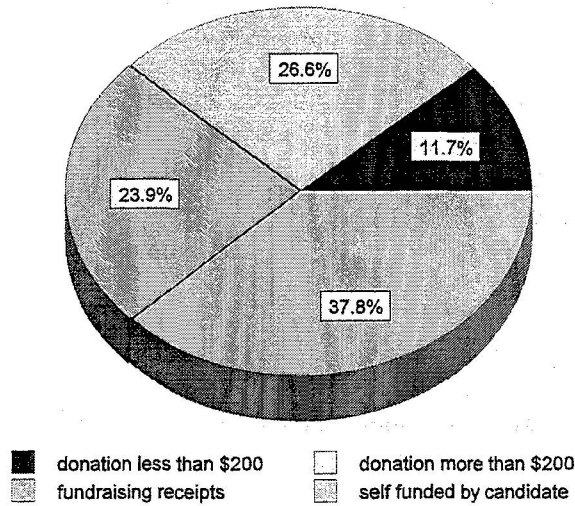
1999 Local Government General Election

Contributions Received and Expenditure Incurred by Candidates

A total of \$4,626,729 was contributed to candidates at the election. This amount includes the estimated cost of goods and services provided free of charge. The chart below sets out the source of these contributions.

1999 LOCAL GOVERNMENT GENERAL ELECTION

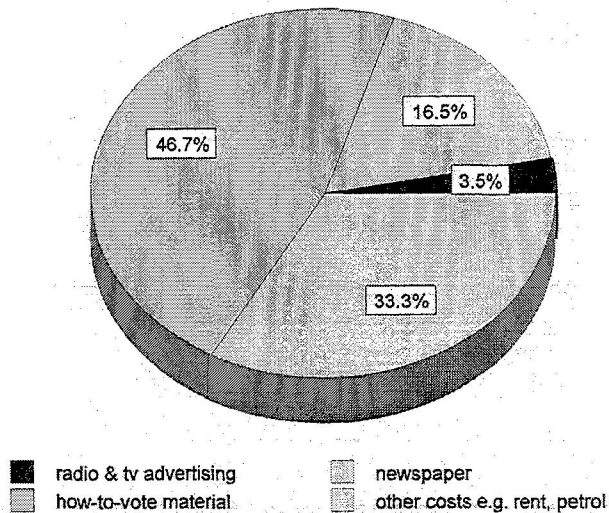
SOURCE OF CONTRIBUTIONS



A total of \$4,228,197 was expended by candidates at the election. The chart below sets out the details of expenditure.

1999 LOCAL GOVERNMENT GENERAL ELECTION

DETAILS OF EXPENDITURE



CHIEF & SENIOR EXECUTIVE OFFICERS

By virtue of section 6(a) of the Election Funding Act the Electoral Commissioner is Chairperson of the Authority. The Electoral Commissioner's office is included in the Public Office Holder Group listed under section 11A of the Statutory and Other Office Remuneration Act 1975. The Electoral Commissioner is not required to enter into a contract or performance agreement.

The Chairperson is John Wasson, who as Electoral Commissioner receives a total remuneration package of \$181,860. The Chairperson did not receive any payments in addition to his remuneration.

The position of Chief Administrative Officer has not been filled since 2 November 1999. This office was a Level 1 Senior Executive Service position and undertook the duties of Secretary of the Authority.

The total number of senior executive positions in the Authority during the reporting year up to 1 November 1999 and the previous year was two. No females filled the positions during this period.

ORGANISATION STRUCTURE

Chairperson: **Ian Dickson** (until 1.11.99)
John Wasson (from 2.11.99)

Member nominated the Premier:
Steve O'Halloran

Member nominated by the Leader of the Opposition: **Ted Pickering** (until 7.11.99)
Bruce MacCarthy (from 8.11.99)

Alternate Member nominated by the Premier:
John McCarthy (until 7.11.99)

Alternate Member nominated by the Leader of the Opposition: **Anne Cohen**

Secretary: **John Wasson** (until 1.11.99)

Acting Secretary: **Monica Floyd** (from 2.11.99)

Executive Support & Projects Division:
Michael Nevin
Brooke Dawson
Catherine Furlong

PERFORMANCE INDICATORS

The service functions provided by the Authority are set out on page 7 under the heading "Aims & Objectives".

Parliamentary Elections

General election

The following results have been obtained at the 1999 State general election:-

Registration of groups, candidates and agents within one week of receipt of application:

1995	1999
100%	100%

Lodgement of declarations and claims by parties, groups and candidates within the statutory period of 120 days after the day for the return of the writ:

1995	1999
99.59%	99.76%

Lodgement of declarations by third parties within the statutory period of 120 days after the day for the return of the writ:

1995	1999
94.97%	97.45%

Payment of properly lodged claims by parties within two weeks after lodgement:

1995	1999
100%	100%

Payment of properly lodged claims by groups and candidates within four weeks after lodgement:

1995	1999
100%	100%

Examination of declarations lodged by parties, groups and candidates not entitled to funding within six weeks after lodgement:

1995	1999
100%	100%

Payment of claims for payment from the Political Education Fund within two weeks after lodgement in proper form:

1995	1999
100%	100%

Local Government Elections

General Election

The following results have been obtained at the 1999 Local Government general election:-

Registration of groups, candidates and agents within one week of receipt of application:

1995	1999
100%	100%

Lodgement of declarations by parties, groups, candidates and third parties within the statutory period of 120 days after polling day:

1995	1999
97.93%	98.74%

Examination of declarations lodged by parties, groups, candidates and third parties within four weeks after lodgement:

1995	1999
100%	100%

By-elections

The following results have been obtained at by-elections in the reporting period:-

Registration of groups, candidates and agents within one week of receipt of application:

1997	1998	1999	2000
100%	100%	100%	100%

Lodgement of declarations by parties, groups, candidates and third parties within the statutory period of 120 days after polling day:

1997	1998	1999	2000
87%	88.5%	89%	90%

Examination of declarations lodged by parties, groups, candidates and third parties within two weeks after lodgement

1997	1998	1999	2000
100%	100%	100%	100%

REGISTERED PARTIES AS AT 30 JUNE 2000

The undermentioned parties are registered under the Act for the purposes of both State and Local Government elections:-

A Better Future For Our Children	National Party of Australia - NSW
Abolish State Governments!	Natural Law Party
Anti-Corruption Party (Insurers, Lawyers, Politicians)	No Badgerys Creek Airport Party
Australia First Party (NSW Division)	No GST
Australian Democrats (NSW Division)	No Nuclear Waste Dumps Party
Australian Family Alliance	No Privatisation People's Party
Australian Independents Coalition for Political Integrity	Non-Custodial Parents Party
Australian Labor Party (NSW Branch)	NSW Ratepayers Party
Australian Party To Help Disabled People	Our Common Future Party
Australians Against Further Immigration	Outdoor Recreation Party
Australians Against The Promotion of Homosexuality	outside Newcastle Sydney Wollongong party
Australians For A Better Community	People Against Paedophiles
Care For Us Party	People First
Christian Democratic Party (Fred Nile Group)	Progressive Labour Party
Citizens Electoral Councils of Australia (NSW)	Re-elect Ivan Petch Peoples Envoy Ryde
Common Cause - No Aircraft Noise	Reclaim Australia
Communist Party of Australia	Reduce Gambling Party
Community First Party	Reform Parliamentary Superannuation Party
Country Labor Party	Reform the Legal System
Country Party	Registered Clubs Party
Country Summit Alliance	Republic 2001
Democratic Socialist Electoral League	Responsible Drug Reform For Australia
Earthsave	Responsible Gambling Party
Elect The President	Riders' and Motorists' Party Inc.
Fair Tax Party	Sack Them All
Franca Arena Child Safety Alliance	Save The Forest Party
Gay and Lesbian Party	Socialist Equality Party
Give Criminals Longer Sentences	Speranza: Hope For Better Health NSW
(Godfrey Bigot) People Before Party Politics	Stop Banks From Exploiting Australians Group
Gun Owners & Sporting Hunters Rights	Stop The Banks Ripping Us Off
Hospitals, Education, Law, Privacy	Tenants Have Rights Party
Hotel Patrons Party	The Australian Small Business Party
Jobs for Everyone - Futures for All	The Euthanasia Referendum Party
John Tingle - The Shooters Party	The Four Wheel Drive Party
Kevin Ryan - Drug Reform	The Greens
Liberal Party of Australia New South Wales Division	The Seniors Party
Make Billionaires Pay More Tax!	The Wilderness Party
Marine Environment Conservation Party	The Womens Party
Mick Gallagher for Australia	Three Day Weekend Party
Motor Vehicle Consumer Protection Party	Unity
	Voice Of The People Party
	What's Doing? Party
	Young Australians Caring For Our Future

The undermentioned parties are registered under the Act for the purposes of Local Government elections only:

A Better Deal For Balmain Rozelle	Ferdie Dominelli Caring for the Community
A Better Mosman	Forward Together Party
A Council That Works	Friends Of Pittwater
A United Community Party	Genevieve Rankin - Community Independents
A Wiser Way For Wingecarribee	Gosford Community Independents
Advance Eurobodalla Group	Graham Group
Balgowlah, Seaforth and Clontarf Alliance	Hume Ward Independents
Balmain & Rozelle True Blue Independents	Hume Ward Residents Team
Balmoral Residents Group	Ian Longbottom Independents' Group
Bankstown Community Team	Independent Action Party
Bathurst Civic Reform Party	Independent Network for a Better Council
Best For Bathurst	Independent Ratepayers of Randwick
Better Management for Warringah Team	Independent Residents
Blue Mountains Alliance	Jim Kremmer Independents Group
Blue Mountains First Group	Jim Taylor, Connells Point Progress Association
Bob Thompson's Independent Team	Jobs For Shoalhaven
Brian Brook Community First	John Books Independent
Bryce Regan Independents Group	John Caputo Community Action Team
Burwood Community Voice	John May's Independent Party
Byron Community Independents	Julie Sutton Working for "C" Ward
Cabra-Vale Independents	Justice For All Party
Campbelltown Environmental Management Team	Kogarah Municipality Combined Progress Association
Campbelltown Peoples Team	Kogarah North Ward Progress Association
Campbelltown Progressive Reform Party	Ku-Ring-Gai Ratepayers Community Group
Campbelltown Towards 2000	Lane Cove Community Action Group
Canada Bay City Residents Association	Lane Cove Community Independents
Canterbury City Ethnic Party	Leichhardt Community Alliance
Caroline Chisholm Party	Leichhardt Council Community Independents
Change The Name Party	Leichhardt Lilyfield Independents For Open Council
Chatswood Community Progress Association	Let Residents Elect The Mayor
Citizens Against Bureaucracy In Council	Lindsey Browne Leichhardt First
Citizens Reform Group	Lismore and District United Ratepayer's Association
City of Fairfield Community Independents	Lismore Community Independents
Clive Taylor A Better Bankstown Independents	Lismore First
Col Ritchie, West Ward Progress Association	Lismore Progressive Independents
Community Action Group - Eurobodalla	Lismore Young Independents
Community Development "Environment" Save Campbelltown Koalas	Lithgow Community Independents
Community Service Team	Liverpool Community Independents Team
Concerned Citizens for Wyong Shire	Living Sydney Team
Concord Community Voice for Concord Residents	Lorraine Wearne Independents
Concord Reform Association	Manly Community Independents
Councils For The People Party	Marrickville Community Independents
David Barr's Independent Team	Marrickville Progressive Independents
Denis Doherty Team	Max Boyd Group
DMRA Incorporated	More Car Parking Party
Dr Peter Macdonald Community Independents	Newcastle Community Independents
Eastern Suburbs Independent Group	No Amalgamations Drummoyne-Concord
Environmental Alliance of Randwick	No Urban Village - Save Manly Dam
Eurobodalla - A Better Vision For All	One Happy Valley Party
Eurobodalla - Commonsense Party	Our Community - Our Council
Fairfield City Progress Party	Our Sustainable Future

Paul Blyton's Community Team
 Paul Sinclair Independents Group
 People for Honest Politics
 Peter Bryant Independent
 Peter Moxham Forest First
 Pride in our City Independents
 Progress for Richmond Valley
 Protect Ku-ring-gai! Group
 Randwick City Community Independents
 Randwick Ratepayers and Residents Association
 Ratepayers For A Popularly Elected Mayor
 Ratepayers' Rights Party
 Residents Action Group for Auburn Area
 Residents and Friends of Manly
 Road and Services Action Party
 Roger Gregory Independent
 Ron Owers Independents Group
 Russell Matheson Community First Team
 Ryde Community Voice
 Ryde Residents' Progress Association
 Sam Danieli Warringah First
 Save Blue Lagoon Beach Action Group
 Save Our Beach
 Save the Rabbitohs Party
 Senior Citizens First
 Shire Watch Independents
 Shoalhaven Community Action
 Shoalhaven Independents Group
 Shoalhaven Residents and Ratepayers
 Small Business Support Network
 South Sydney Community Independents
 Stop Over Development Party
 Stop Subsidence and Mining Madness
 Stop The Rot Environment First
 Strathfield Council Community Independents
 Sustaining the Tweed Rhonda James Group
 Sydney Alliance
 Sydney First
 The Brian Green Team
 The Bundjalung Way
 The Burston Alliance Party
 The Good Management Team
 The Kevin Hill Independent Party
 The No Paid Parking Party
 The Progressive Team - Eurobodalla
 The Richmond/Clarence Independents
 The Samuel Mir Team
 The Trevor Kilner for Shoalhaven
 The Womens Team for Wyong Shire
 Treasure Our Lifestyle
 Tweed 2000
 Tweed Shire Residents & Ratepayers Group
 United Communities Group
 Vince De Luca's Community Team
 Vision for our Young
 Wagga Wagga Ratepayers and Citizens Association
 Warnervale Anti-Airport Noise Party
 Warringah Community Action Team
 Warringah Community Environment Group
 Warringah Community Independents
 Warringah Community Representation Party
 Warringah Conservative Independents
 Warringah Independent Network
 West Ward Community Independents Network
 Woollahra Action Committee
 Woollahra Independents' Network
 Working for Warringah
 Wyong Shire Combined Ratepayers/Residents Independents
 Wyong Shire First Team
 Wyong Shire Mayors Team
 Yaralla for Concord
 Your Voice in the Community
 Yvonne Bellamy Independents



BOX 12 GPO
SYDNEY NSW 2001

INDEPENDENT AUDIT REPORT

ELECTION FUNDING AUTHORITY OF NEW SOUTH WALES

To Members of the New South Wales Parliament and Members of the Authority

Scope

I have audited the accounts of the Election Funding Authority of New South Wales for the year ended 30 June 2000. The Members of the Authority are responsible for the financial report consisting of the accompanying income and expenditure statement, balance sheet and statement of cash flows, together with the notes thereto, and the information contained therein. My responsibility is to express an opinion on the financial report to Members of the New South Wales Parliament and Members of the Authority based on my audit as required by sections 34 and 41C(1) of the *Public Finance and Audit Act 1983* (the Act).

My audit has been conducted in accordance with the provisions of the Act and Australian Auditing Standards to provide reasonable assurance whether the financial report is free of material misstatement. My procedures included examination, on a test basis, of evidence supporting the amounts and other disclosures in the financial report, and the evaluation of accounting policies and significant accounting estimates.

In addition, other legislative and policy requirements, which could have an impact on the Authority's financial report, have been reviewed on a cyclical basis. For this year, the requirement examined was whether core business activities were in accordance with the *Election Funding Act 1981*.

These procedures have been undertaken to form an opinion whether, in all material respects, the financial report is presented fairly in accordance with the requirements of the Act, Accounting Standards and other mandatory professional reporting requirements, in Australia, so as to present a view which is consistent with my understanding of the Authority's financial position, the results of its operations and its cash flows.

The audit opinion expressed in this report has been formed on the above basis.

Audit Opinion

In my opinion, the financial report of the Election Funding Authority of New South Wales complies with section 41B of the Act and presents fairly in accordance with applicable Accounting Standards and other mandatory professional reporting requirements the financial position of the Authority as at 30 June 2000 and the results of its operations and its cash flows for the year then ended.

A handwritten signature in black ink, appearing to read 'P Carr'.

P Carr FCPA
Director of Audit
(duly authorised by the Auditor-General of New South Wales
under section 41C(1A) of the Act)

SYDNEY
16 October 2000


ELECTION FUNDING AUTHORITY OF NEW SOUTH WALES

STATEMENT BY MEMBERS OF THE AUTHORITY


Pursuant to the provisions of the Public Finance and Audit Act 1983, and in accordance with a resolution of the members of the Election Funding Authority, we declare that in our opinion:

1. The accompanying financial statements exhibit a true and fair view of the financial position of the Election Funding Authority as at 30 June 2000 and transactions for the year then ended.
2. The statements have been prepared in accordance with the provisions of the Public Finance and Audit Act 1983, and Public Finance and Audit (General) Regulation 1995.


Further, we are not aware of any circumstances which would render any particulars included in the financial statements to be misleading or inaccurate.



J Wasson
Chairman



S J O'Halloran
Member



B E MacCarthy
Member

11 October 2000

**ELECTION FUNDING AUTHORITY
INCOME AND EXPENDITURE STATEMENT
FOR THE YEAR ENDED 30 JUNE 2000**

Actual 1999 \$		Notes	Actual 2000 \$
	INCOME		
	Consolidated Fund:		
	<small>(Specially appropriated under the Election Funding Act No. 78 of 1981)</small>		
6,198,281	Payments to Candidates, Groups and Parties		3,756,952
1,281,695	Political Education Fund		1,526,654
226,356	Contribution in kind	1	465,853
<u>7,706,332</u>	TOTAL INCOME		<u>5,749,459</u>
	EXPENDITURE		
	Administrative		
134,479	Employee Related	1,2(a)	270,942
91,877	Other Operating	1,2(b)	194,911
<u>226,356</u>	Total Administrative Expenditure		<u>465,853</u>
	Central Fund:		
146,057	Advance Payments	2(e)	-
6,017,567	1999 General Election Payments	2(e)	565,392
<u>6,163,624</u>	Total Central Fund Payments		<u>565,392</u>
	Constituency Fund:		
34,657	1999 General Election Payments	2(d)	3,191,560
-	By-election Constituency Fund:	2(e)	-
1,281,695	Political Education Fund:	2(f)	1,526,654
<u>7,706,332</u>	TOTAL EXPENDITURE		<u>5,749,459</u>
-	Operating Surplus		-
-	Accumulated Funds at 1 July 1999		-
-	Accumulated Funds at 30 June 2000		-

These financial statements should be read in conjunction with the notes thereto.

**ELECTION FUNDING AUTHORITY
BALANCE SHEET
AS AT 30 JUNE 2000**

Actual 1999 \$		Actual 2000 \$
	Current Assets	
-	Cash	-
-	Receivables	-
-	Other	-
-		-
-	Total Current Assets	-
-		-
-	Total Assets	-
	Current Liabilities	
-	Accounts Payable	-
-	Employee Entitlements	-
-	Other Provisions	-
-		-
-	Total Current Liabilities	-
-		-
-	Total Liabilities	-
-		-
-	Net Assets	-
	Equity	
-	Accumulated Funds	-
-		-
-	Total Equity	-

These financial statements should be read in conjunction with the notes thereto.

**ELECTION FUNDING AUTHORITY
STATEMENT OF CASH FLOWS
FOR THE YEAR ENDED 30 JUNE 2000**

Actual 1999 \$		Notes Actual 2000 \$
CASH FLOWS FROM OPERATING ACTIVITIES		
	Payments	
(7,479,976)	Payments to Candidates, Groups and Parties	(5,283,606)
	Cash Flows from Government	
7,479,976	Consolidated Fund Receipts via State Electoral Office	5,283,606
<u>-</u>	Cash Flows From Operating Activities	<u>-</u>
	Net Increase of Cash From Operating Activities	-
	Cash at Beginning of Reporting Period	-
<u>-</u>	Cash at End of Reporting Period	<u>-</u>

These financial statements should be read in conjunction with the notes thereto.

**ELECTION FUNDING AUTHORITY
NOTES TO AND FORMING PART OF THE ACCOUNTS
FOR THE YEAR ENDED 30 JUNE 2000**

Principal Activities

The Election Funding Act 1981 provides for the public funding of Parliamentary election campaigns and for the Political Education Fund.

Payments from the Central Fund are to eligible candidates, groups and parties at a General Election contesting election to the Legislative Council of New South Wales. Payments from the Constituency Fund are to eligible candidates and parties at a General Election contesting election to the Legislative Assembly of New South Wales. Payments from the By-election Constituency Fund are to eligible candidates and parties at a By-election contesting election to the Legislative Assembly of New South Wales.

As amended, the Election Funding Act provides for the establishment of a Political Education Fund from which eligible registered parties are entitled to receive annual payments for the purposes of political education.

1. Summary of Accounting Policies

The Authority has kept proper accounts and records for all of its operations as required under Section 41(1) of the Public Finance and Audit Act, 1983.

The Authority's financial report is a general purpose financial report and has been prepared on an accrual basis in accordance with applicable Australian Accounting Standards, other authoritative pronouncements of the Australian Accounting Standards Board (AASB), Urgent Issues Group (UIG) Concensus Views, the requirements of the Public Finance and Audit Act 1983, and Regulations, and the Treasurer's Directions.

In the absence of a specific Accounting Standard, other authoritative pronouncement of the AASB or UIG Concensus view, the hierarchy of other pronouncements as outlined in AAS 6 "Accounting Policies" is considered.

The Statement of Cash Flows has been prepared on a cash basis using the direct method, and includes all receipts and payments made during the year.

All amounts are expressed in Australian dollars.

All transactions are conducted through the State Electoral Office's accounting framework. Expenses and liabilities for payments to candidates, groups and parties are recognised when the Authority approves funding.

All revenue arises from operating activities consistent with the Authority's core operations. Parliamentary appropriations are generally recognised as revenues when the Authority obtains control over the assets comprising the appropriations/contributions. Control over appropriations and contributions is normally obtained upon the receipt of cash.

Administration expenses of the Authority were included within those of the State Electoral Office shown in the Public Accounts under the vote of the Premier. The value of these expenses paid for by the State Electoral Office, have been disclosed in the Authority's accounts with a corresponding Non Cash Funding income item (Contributions in kind). The detailed break-up of this administrative expenditure, provided at Notes 2(a) and 2(b), is based on information provided by the State Electoral Office.

The Authority has no employees, nor does it own or control any non-current assets.

2. Expenditure

1999		2000
\$		\$
<i>(a) Administrative Expenditure - Employee Related</i>		
<i>(contributed by the State Electoral Office)</i>		
92,156	Salaries	207,908
8,151	Annual Leave	5,335
12,804	Long Service Leave	30,147
224	Workers Compensation	714
14,433	Payroll Tax	12,213
6,711	Superannuation	14,625
<u>134,479</u>	Total	<u>270,942</u>
 <i>(b) Administrative Expenditure - Other Operating Expenses</i>		
<i>(contributed by the State Electoral Office)</i>		
29,315	Depreciation	66,711
32,564	Rent	63,544
139	Relocation	7,338
687	Maintenance	8,567
486	Insurance	1,513
26	Travel - Staff	971
837	Motor Vehicles	3,061
17	Advertising	701
8,500	Audit Fee *	8,234
9,051	Members' Fees	1,546
470	Electricity	1,213
1,557	Postage/Freight	5,133
3,007	Telephones	7,874
3,190	Printing	1,293
2,013	Stores	4,907
18	Training	762
-	Miscellaneous	11,543
<u>91,877</u>	Total	<u>194,911</u>

* Audit fee is assessed at \$9,500 (\$8,500 for 1998-99). The value of Audit services provided to 30 June 2000 totalled \$8,234.

1999 \$		2000 \$
(c) Central Fund		
	Advance Payments	
146,057	Australian Labor Party (NSW Branch)	-
<u>146,057</u>	Total Advance Payments	<u>-</u>
	1999 General Election Payments	
2,940,251	Australian Labor Party (NSW Branch)	-
1,482,954	Liberal Party of Australia New South Wales Division	-
246,124	Christian Democratic Party (Fred Nile Group)	-
795,503	National Party of Australia - NSW	-
552,735	One Nation	-
-	Outdoor Recreation Party	14,155
-	Democrats	279,610
-	Reform the Legal System	20,684
-	Unity Party	85,200
-	The Greens	165,743
<u>6,017,567</u>	Total Payments 1999 General election	<u>565,392</u>
<u>6,163,624</u>	Total Payments Central Fund	<u>565,392</u>
(d) Constituency Fund		
34,657	Payments to Individual Candidates 1999 Election	3,191,560
<u>34,657</u>	Total Payments Constituency Fund	<u>3,191,560</u>
(e) By-election Constituency Fund		
-	Payments to Individual Candidates	-
<u>-</u>	Total Payments By-election Constituency Fund	<u>-</u>
(f) Political Education Fund		
633,877	Australian Labor Party (NSW Branch)	709,598
469,436	Liberal Party of Australia New South Wales Division	305,450
22,192	Christian Democratic Party (Fred Nile Group)	25,118
0	Australian Democrats (NSW Division)	90,698
156,036	National Party of Australia - NSW	163,563
154	The Greens	86,406
-	One Nation	126,516
-	Unity	17,802
-	Outdoor Recreation	1,503
<u>1,281,695</u>	Total Payments Political Education Fund	<u>1,526,654</u>

3. Contingent Liabilities

There are no known contingent liabilities at balance date (NIL at 30 June 1999).

4. Commitments

The Authority has no contractual commitments, nor any operating or finance leases (NIL at 30 June 1999).

5. Reconciliation of Net Cash Provided by Operating Activities to Operating Surplus

1999		2000
\$		\$
-	Operating Surplus	-
-	Increase/(Decrease) in Accounts Payable	-
-	Decrease/(Increase) in Accounts Receivable	-
<hr/>		
-	Net Cash From Operating Activities	-
<hr/> <hr/>		

END OF AUDITED FINANCIAL STATEMENTS

INDEX

Access	2
Aims & Objectives	7
Annual Report, Copies & Cost	2
Auditor-General, Response	13
Charter	7
Chief & Senior Executive Officers	18
Code of Conduct	11
Consultants	11
Contents	5
Contract & Market Testing	11
Contributions Received by Major Parties - General Elections	13
Controlled Entities	13
Disability Strategic Plan	11
Economic or Other Factors	13
Equal Employment Opportunity	11
Ethnic Affairs and Disability Strategic Plan	11
Examination of Claims	9
Finance	11, 23
Grants to Community Organisations	11
Guarantee of Service - Consumer Response	11
Human Resources	11
Investment & Liability Management Performance	12
IT Applications	13
Land Disposal	12
Legal Change	12
Local Government - 1999 General Election	10, 17, 19
- By-elections	10, 19
Major Assets	12
Management & Activities	12
Management & Structure	7
Occupational Health & Safety	12
Organisation Structure	18
Overseas Visitors	12
Parliamentary Elections	8, 13, 19
Pauline Hanson's One Nation	10
Payment of Accounts	12
Performance Indicators	19
Political Education Fund	10
Promotion	12
Registered Parties - State & Local Government	20
- Local Government only	21
Research & Development	13
Risk Management & Insurance Activities	13
Social Programs	13
Subsidiaries, Partnerships & Other Associations	13
Summary Review of Operations	8
Third Parties - 1999 General Election	10
- 1999 Local Government General Election	10
Waste Reduction	13
Women's Action Plan	13
Year 2000 Millennium Bug	13

