

Armidale Regional Council • Bathurst Regional Council • Bayside Council • Blayney Shire Council • Burwood Council • Cabonne Council • City of Canada Bay Council • Canterbury-Bankstown Council • Central Coast Council • Cootamundra-Gundagai Regional Council • Cumberland Council • Dubbo Regional Council • Dungog Shire Council • Edward River Council • Federation Council • Georges River Council • Hilltops Council • The Council of the Shire of Hornsby • The Council of the Municipality of Hunter's Hill • Inner West Council • Kuring-gai Council • Lane Cove Municipal Council • Mid-Coast Council • Mosman Municipal Council • Murray River Council • Murrumbidgee Council • Newcastle City Council • North Sydney Council • Northern Beaches Council • Oberon Council • Orange City Council • City of Parramatta Council • Port Stephens Council • Queanbeyan-Palerang Regional Council • Randwick City Council • Council of the City of Ryde • Shellharbour City Council • Snowy Monaro Regional Council • Snowy Valleys Council • Strathfield Municipal Council • The Hills Shire Council • Waverley Council • Willoughby City Council • Wollongong City Council • Woollahra Municipal Council

Report on the Local Government Elections

2017

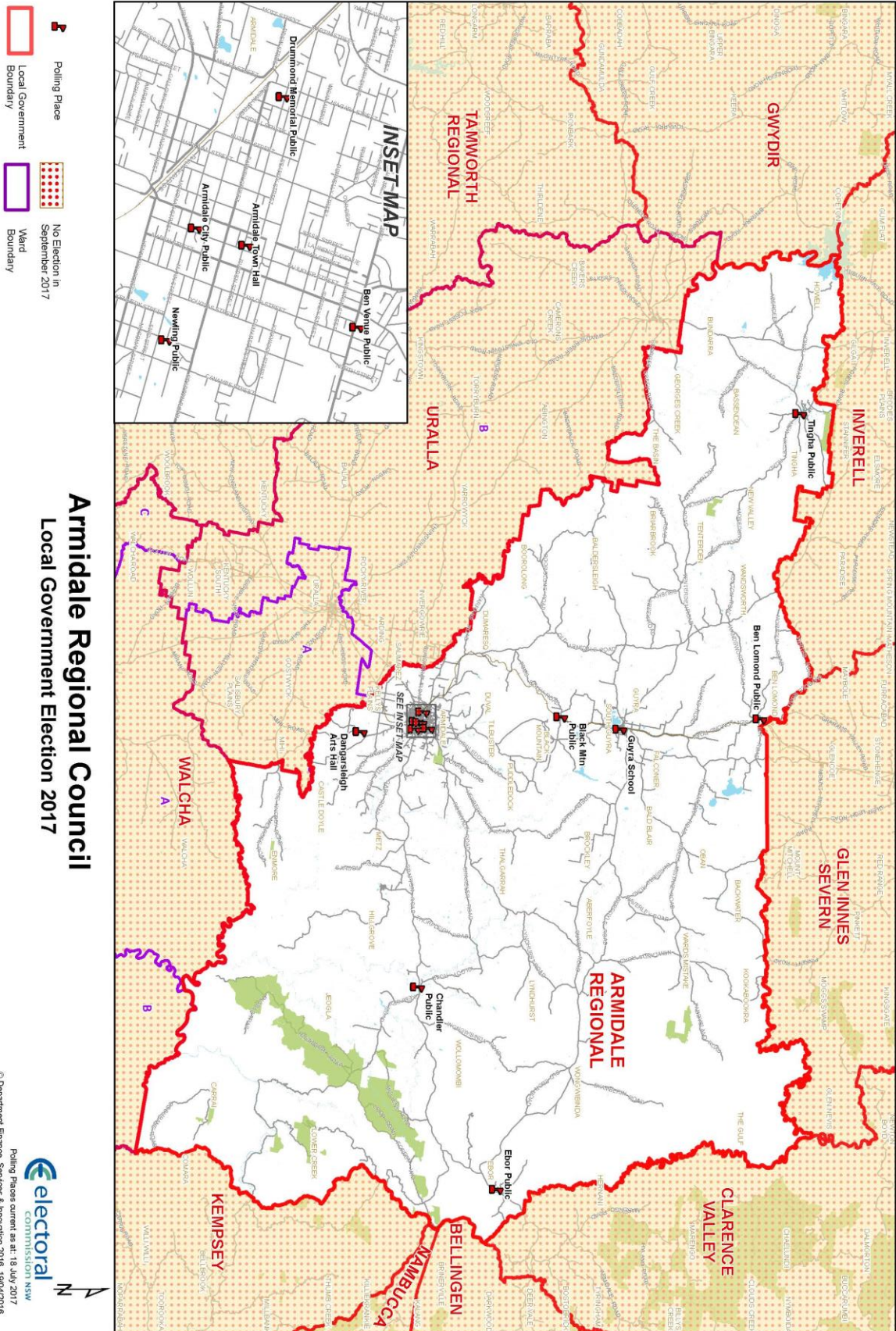
SUPPLEMENTARY REPORT – INDIVIDUAL COUNCILS

Contents

Armidale Regional Council Report	5
Bathurst Regional Council Report.....	9
Bayside Council Report	13
Blayney Shire Council Report.....	18
Burwood Council Report.....	21
Cabonne Council Report	25
City of Canada Bay Council Report	28
Canterbury-Bankstown Council Report	32
Central Coast Council Report.....	37
Cootamundra-Gundagai Regional Council Report.....	42
Cumberland Council Report.....	46
Dubbo Regional Council Report	51
Dungog Shire Council Report	55
Edward River Council Report	59
Federation Council Report	63
Georges River Council Report	67
Hilltops Council Report	72
The Council of the Shire of Hornsby Report	76
The Council of the Municipality of Hunter's Hill Report.....	80
Inner West Council Report.....	84
Ku-ring-gai Council Report	89
Lane Cove Municipal Council Report	93
Mid-Coast Council Report	97
Mosman Municipal Council Report	102

Murray River Council Report	106
Murrumbidgee Council Report	110
Newcastle City Council Report.....	113
North Sydney Council Report.....	118
Northern Beaches Council Report	122
Oberon Council Report	127
Orange City Council Report.....	131
City of Parramatta Council Report	136
Port Stephens Council Report.....	141
Queanbeyan-Palerang Regional Council Report.....	145
Randwick City Council Report	150
Council of the City of Ryde Report.....	155
Shellharbour City Council Report.....	160
Snowy Monaro Regional Council Report	164
Snowy Valleys Council Report.....	168
Strathfield Municipal Council Report.....	171
The Hills Shire Council Report.....	175
Waverley Council Report	179
Willoughby City Council Report	183
Wollongong City Council Report.....	188
Woollahra Municipal Council Report.....	193

Armidale Regional Council Report



Election Summary

Poll declared by Saturday, 16 September 2017

Councillor elections, successful candidates

Councillor Name	Party
BAILEY Peter	Independent
GALLETLY Jon	Independent
GRAY Diane	Independent
MARTIN Libby	Independent
MURAT Andrew	Independent
MURRAY Simon	Independent
O'BRIEN Debra	Country Labor
O'CONNOR Margaret	Independent
ROBINSON Dorothy	The Greens
TILEY Ian	Independent
WIDDERS Bradley	

Enrolment

Total Electors	20,376
Residential Roll	20,373
Non-residential Roll	3

Participation and Informality

Formal Votes	15,460
Participation Rate	80.64%
Informal Votes	971
Total Votes	16,431
Informality Rate	5.91%

Apparent Failure to Vote Notices

Notices Issued	2,928
----------------	-------

Election Costs

Total cost of the Armidale Regional Council 2017 Election
\$169,243

Cost per elector
\$8.31

NSWEC Website

There were 2,965 unique visitors to the Armidale Regional Council election web page.

Returning Officer

Jodi McKenna

Returning Officer's Office

Armidale Returning Officer's Office
122 Faulkner Street
Armidale NSW 2350

Staffing

Office Assistants	28
Senior Office Assistants	3
Polling Place Managers	12
Deputy Polling Place Managers	1
Declaration Vote Issuing Officers	5
Election Officials	23
Total Staff	72

Polling Places

Pre-poll centres	3
Declared Institutions	7
Election Day Polling Places	13

Pre-poll centre locations

Armidale Returning Officer's Office
Guyra Council Offices
Sydney Town Hall

Advertising

Statutory Campaign

The Council requested that the statutory advertisements be placed in the following press:

Armidale Express
Armidale Express Extra
Guyra Gazette
Inverell Times

Candidates

Nominations Withdrawn

No councillor nominations were withdrawn.

Names of all candidates

Councillor Candidates	Party
AHOY Mavis	Independent
BAILEY Peter	Independent
BEYERSDORF Herman	Independent
BRASCHE Inga	
BUCK David	Independent
COLLINS Tim	The Greens
COPE Gordon	Independent
CUNNINGHAM Alex	Independent
CURTIS Dale	Independent
DAVIS Les	Independent
DUDGEON Liam	Country Labor
DUPE Kevin	Independent
EVANS Heidi	
FERNANDEZ Amber	Independent
FINLEY Margaret	Country Labor

Councillor Candidates

FITTLER Joshua

GADD Colin

GALLETLY Jon

GARNETT Johanna

GRAY Diane

HITCHCOCK Maria

HOBBS Jack

HUGHES Jasmine

KOOPS Dora

LANGENBERG Yvonne

LEVINGSTON David

MacDONALD Aileen

MAHER Jim

MARTIN Libby

McMICHAEL Susan

MURAT Andrew

MURRAY Simon

NUSSBAUMER Laurence

O'BRIEN Debra

O'CONNOR Margaret

O'DONOHUE Peter

RAPLEY Jack

ROBINSON Dorothy

SAW Martha

SCHULTZ Pat

SIMSON Suresh

SMITH Trev

SORENSEN Tony

TILEY Ian

WALSH Tom

WHEATLEY Michelle

WIDDERS Bradley

WINROW Aziz

Party

Independent

Independent

Independent

The Greens

Independent

Independent

Independent

Country Labor

The Greens

Country Labor

Independent

Independent

Country Labor

Independent

Independent

Country Labor

Independent

The Greens

Independent

The Greens

Independent

The Greens

Independent

Independent

Independent

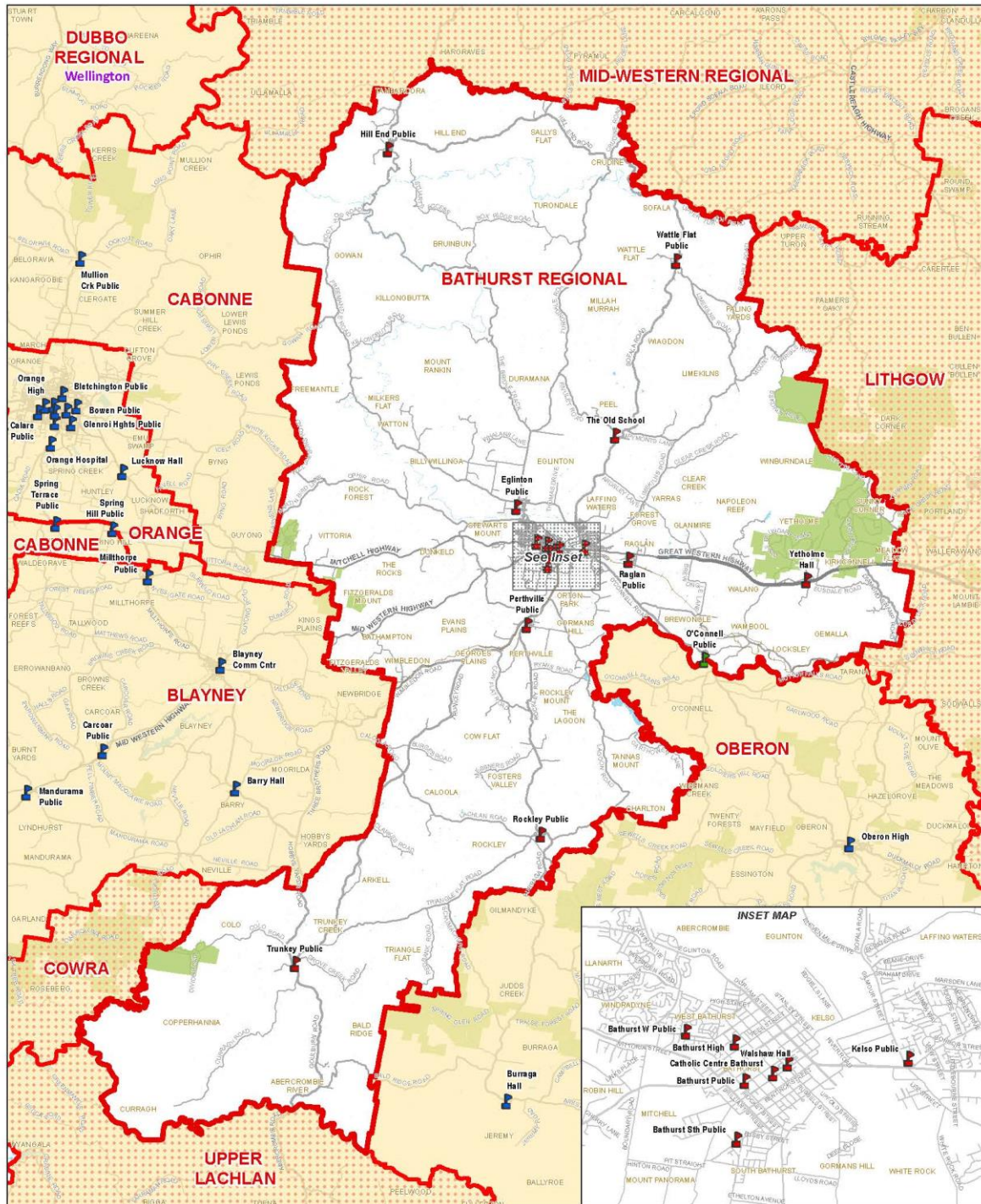
Independent

Independent

Independent

Independent

Bathurst Regional Council Report



Bathurst Regional Council Local Government Election 2017

- Polling Place
- Multi Ward or Multi Council PP
- Neighbouring Polling Places
- Local Government Boundary
- Ward Boundary
- No Election in September 2017

Polling Places current as at 18 July 2017
 © Department Finance, Services & Innovation 2016, 19/04/2016
 © PSMA Australia Limited

Election Summary

Poll declared by Friday, 15 September 2017

Councillor elections, successful candidates

Councillor Name	Party
AUBIN Warren	Independent
BOURKE Bobby	Independent
CHRISTIAN Alex	Independent
FRY John	The Greens
HANGER Graeme	Independent
JENNINGS Jess	Independent
MORSE Monica	Independent
NORTH Ian	Independent
RUDGE Jacqui	Independent

Enrolment

Total Electors	29,301
Residential Roll	29,288
Non-residential Roll	13

Participation and Informality

Formal Votes	23,260
Participation Rate	84.86%
Informal Votes	1,605
Total Votes	24,865
Informality Rate	6.45%

Apparent Failure to Vote Notices

Notices Issued	3,303
----------------	-------

Election Costs

Total cost of the Bathurst Regional Council 2017 Election
\$235,524

Cost per elector

\$8.04

NSWEC Website

There were 3,202 unique visitors to the Bathurst Regional Council election web page.

Returning Officer

Stuart Evennett

Returning Officer's Office

Bathurst Region Returning Officer's Office
250 Howick Street
Bathurst NSW 2795

Staffing

Office Assistants	28
Senior Office Assistants	6
Polling Place Managers	17
Deputy Polling Place Managers	2
Declaration Vote Issuing Officers	7
Election Officials	35
Total Staff	95

Polling Places

Pre-poll centres	2
Declared Institutions	6
Election Day Polling Places	18

Pre-poll centre locations

Bathurst Region Returning Officer's Office
Sydney Town Hall

Advertising

Statutory Campaign

The Council requested that the statutory advertisements be placed in the following press:

Western Advocate

Candidates

Nominations Withdrawn

No councillor nominations were withdrawn.

Names of all candidates

Councillor Candidates	Party
ALEXANDER Donald	Independent
AUBIN Warren	Independent
BARRETT Elizabeth	The Greens
BOURKE Bobby	Independent
CHRISTIAN Alex	Independent
COLE Laura	Independent
CONNOR Vince	Independent
CONROY David	Independent
CRISP Gordon	Independent
DOULMAN Judy	Independent
DRIVER Stuart	Independent
ELLERY Steve	Independent
FITZPATRICK Alaine	Independent
FORDE Mick	Independent
FRY Benjamin	Independent
FRY John	The Greens
GRANT Don	Independent
HALE Cathie	The Greens
HANDLEY Saskia-Jayne	Independent
HANGER Graeme	Independent

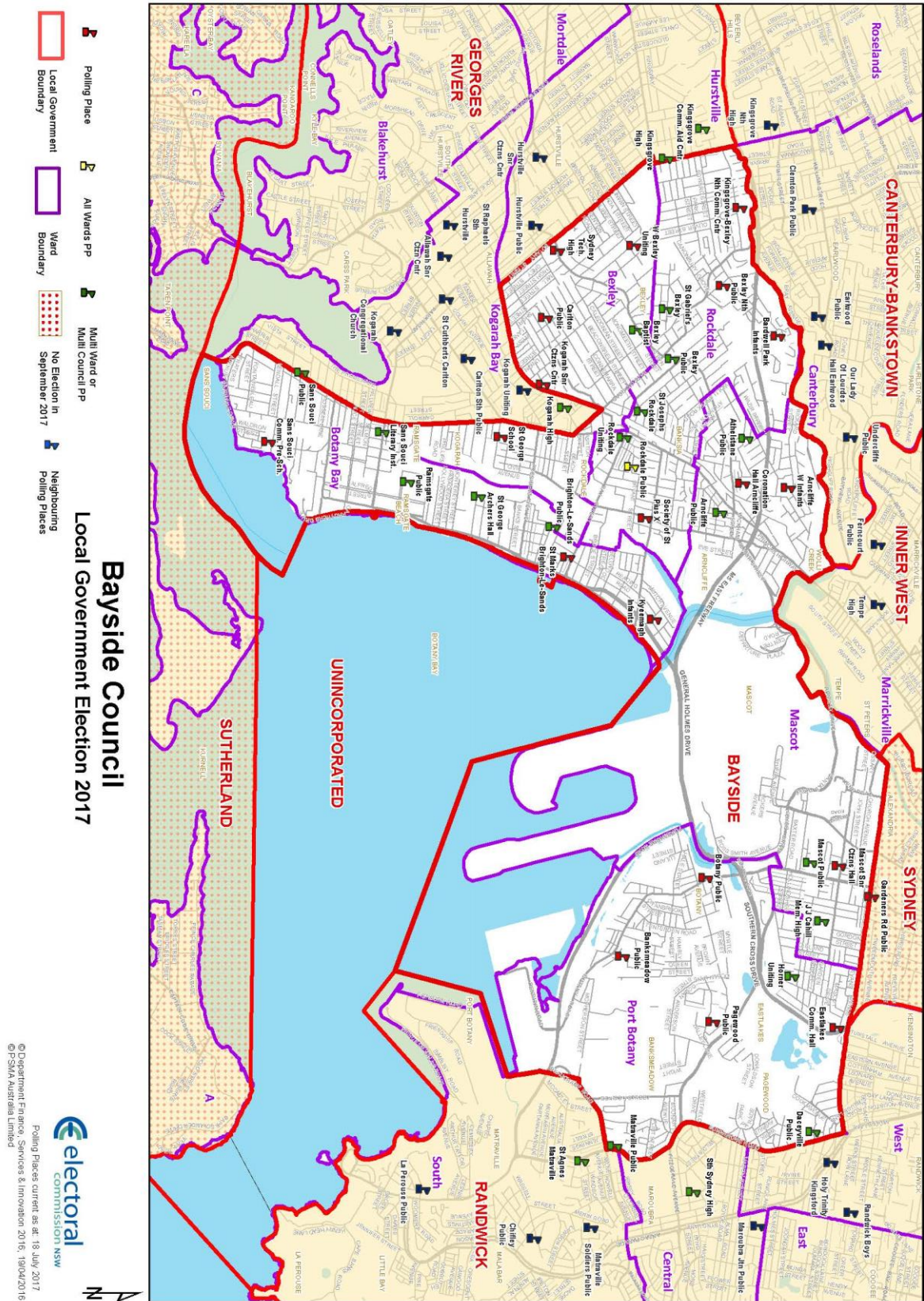
Councillor Candidates

HARVEY David
HATCH Tony
JACKSON Megan
JENNINGS Jess
LINDSAY Janelle
LOADER Wayne
MATHIE Rebecca
MORSE Monica
MOULDEN Leah
MULLEN Michael
NORTH Ian
PACKHAM Nick
PATERSON Emma
RUDGE Jacqui
SEMMENS Steve
SHEEHAN Jim
SHELLEY Katreena
TAYLOR Robert (Stumpy)
TRIMING Bob
VENESS David

Party

The Greens
Independent
Independent
Independent
Independent
Independent
Independent
Independent
The Greens
Independent
Independent
The Greens
Independent
Independent
Independent
Independent
Independent
Independent
Independent

Bayside Council Report



Election Summary

Poll declared by Saturday, 16 September 2017

Councillor elections, successful candidates

Councillor Name	Party
<i>Bexley Ward</i>	
AWADA Joe	Labor
BARLOW Liz	Independent
BEZIC Ron	Liberal
<i>Botany Bay Ward</i>	
MACDONALD James	Independent
McDOUGALL Ed	Labor
POULOS Vicki	Liberal
<i>Mascot Ward</i>	
IBRAHIM Tarek	Labor
NAGI Michael	Liberal
RAPISARDI Dorothy	Labor
<i>Port Botany Ward</i>	
CURRY Christina	Labor
MORRISSEY Scott	Labor
SEDRAK Paul	Liberal
<i>Rockdale Ward</i>	
KALLIGAS Petros	Liberal
SARAVINOVSKI Bill	Labor
TSOUNIS Andrew	Independent

Enrolment

Total Electors	100,705
Residential Roll	100,697
Non-residential Roll	8

Participation and Informality

Formal Votes	72,056
Participation Rate	77.75%
Informal Votes	6,241
Total Votes	78,297
Informality Rate	7.97%

Apparent Failure to Vote Notices

Notices Issued	16,912
----------------	--------

Election Costs

Total cost of the Bayside Council 2017 Election
\$636,207

Cost per elector
\$6.32

NSWEC Website

There were 8,600 unique visitors to the Bayside Council election web page.

Returning Officer

Ed Knowles

Returning Officer's Office

Bayside Returning Officer's Office
1007 Botany Road
Mascot NSW 2020

Staffing

Office Assistants	33
Senior Office Assistants	7
Polling Place Managers	43
Deputy Polling Place Managers	14
Declaration Vote Issuing Officers	50
Election Officials	148
Total Staff	295

Polling Places

Pre-poll centres	5
Declared Institutions	14
Election Day Polling Places	44

Pre-poll centre locations

Bayside Returning Officer's Office
Hurstville Pre-Poll
Kogarah Pre-Poll
Rockdale Harvest Church of Christ
Sydney Town Hall

Advertising

Statutory Campaign

The Council requested that the statutory advertisements be placed in the following press:

EGN - St George
Southern Courier
St George & Sutherland Shire Leader

Candidates

Nominations Withdrawn

One councillor nomination was withdrawn.

Names of all candidates

Councillor Candidates	Party
ABDALLAH Nada	Liberal
AWADA Joe	Labor
BARLOW Liz	Independent
BEZIC Ritsa	Liberal
BEZIC Ron	Liberal
BEZIC Vinko	Liberal
BORG Stephen	Independent
BRENNAN Janette	Liberal
CASCIO Carla	Independent
CURRY Christina	Labor
D'AMATO David	Liberal
DEAN Bec	The Greens
DONOVAN Chris	Labor
FAULKNER Sallianne	Independent
FRASER Louise	Liberal
FRITSCHÉ Judith	The Greens
GOUGH Susan	Labor
HAIDAR Nada	Labor
HANNA Mark	Independent
HEFFERNAN John	Independent
IBRAHIM Tarek	Labor
JAAFAR Ali	Liberal
JANSYN Jo	Labor
KALLIGAS Patricia	Liberal
KALLIGAS Petros	Liberal
MACDONALD James	Independent
MARTIN Barbara	Independent
McDOUGALL Ed	Labor
MILLINGTON Eva	Labor
MITCHELL Greg	Labor
MORRISSEY Scott	Labor
MOUSTAPHA Louay	Labor
NAGI Michael	Liberal
PANDELIS Andrew	Independent
POULOS Vicki	Liberal
RAPISARDI Dorothy	Labor
RUSSO Joe	Independent
SAKR Kelly	Labor
SARAVINOVSKI Bill	Labor
SEDRAK Paul	Liberal
STRONG Peter	The Greens
TSOUNIS Andrew	Independent
TZORTZIS Louis	Independent
VARVARIS Dorette	Liberal
WARREN Allan	Independent
WERNER Greta	The Greens
WERNER Ruby	The Greens
XU Keer (Amy)	Liberal
XU Ying	Independent

Councillor Candidates

YANDELL Scott

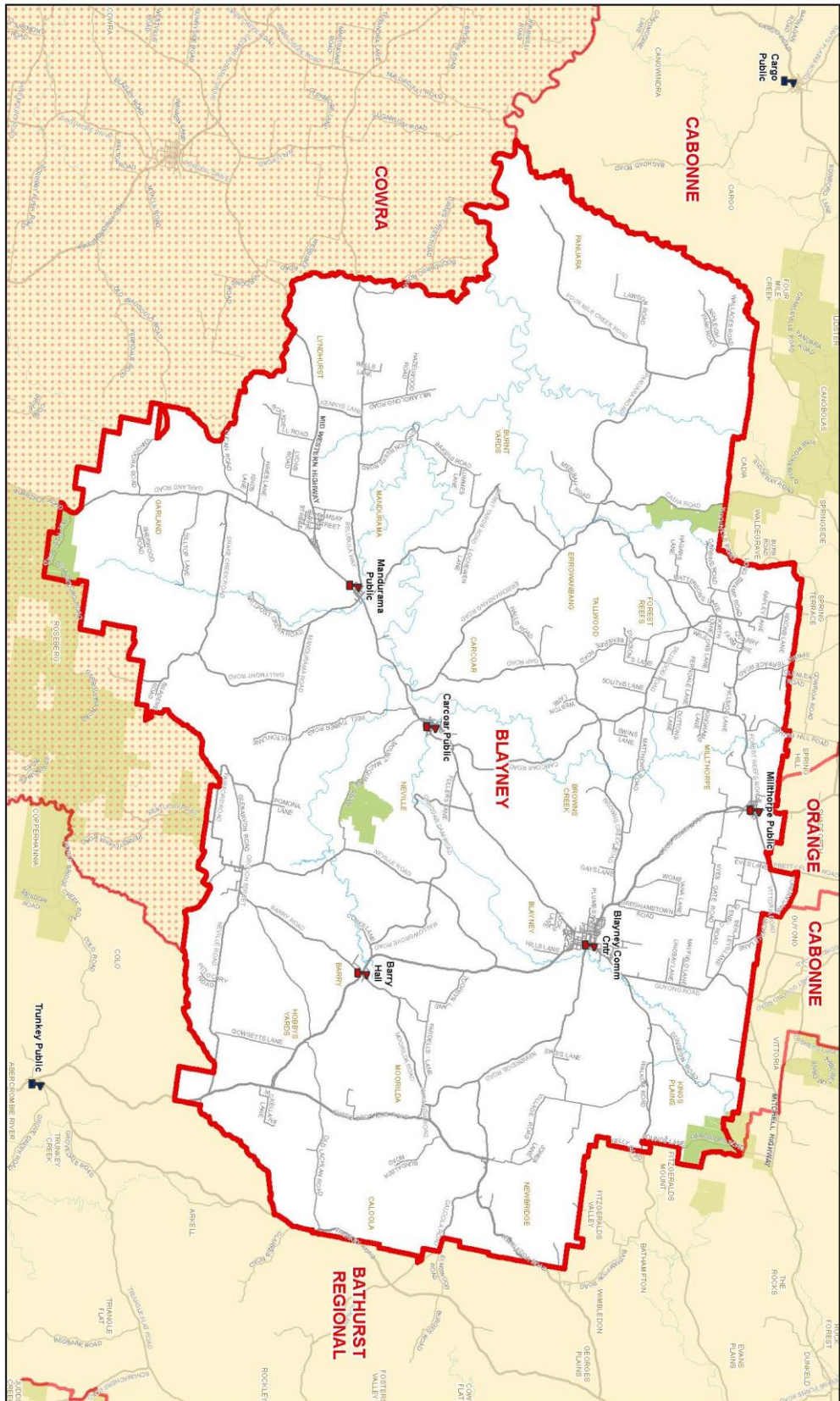
Party

The Greens

Blayney Shire Council Report

-  Polling Place
-  Local Government Boundary
-  Neighbouring Polling Places
-  Ward Boundary
-  No Election in September 2017

Blayney Council Local Government Election 2017



 **electoral**
COMMISSION NSW
Polling Places current as at 18 July 2017
© Department Finance, Services & Innovation 2016, 19/04/2016
© PSMA Australia Limited

Election Summary

Poll declared by Thursday, 14 September 2017

Councillor elections, successful candidates

Councillor Name	Party
DENTON Scott	
EWIN Allan	
FERGUSON Scott	
KINGHAM David	
NEWSTEAD John	
REYNOLDS Bruce	Independent
SOMERVAILLE David	

Enrolment

Total Electors	5,289
Residential Roll	5,284
Non-residential Roll	5

Participation and Informality

Formal Votes	4,299
Participation Rate	85.73%
Informal Votes	235
Total Votes	4,534
Informality Rate	5.18%

Apparent Failure to Vote Notices

Notices Issued	498
----------------	-----

Election Costs

Total cost of the Blayney Shire Council 2017 Election
\$45,340

Cost per elector
\$8,57

NSWEC Website

There were 420 unique visitors to the Blayney Shire Council election web page.

Returning Officer

Stuart Evennett

Returning Officer's Office

Bathurst Region Returning Officer's Office
250 Howick Street
Bathurst NSW 2795

Staffing

Office Assistants	
Senior Office Assistants	10
Polling Place Managers	5
Deputy Polling Place Managers	0
Declaration Vote Issuing Officers	1
Election Officials	8
Total Staff	24

Polling Places

Pre-poll centres	3
Declared Institutions	2
Election Day Polling Places	6

Pre-poll centre locations

Bathurst Region Returning Officer's Office
Blayney Shire Community Centre
Sydney Town Hall

Advertising

Statutory Campaign

The Council requested that the statutory advertisements be placed in the following press:

Blayney Chronicle
Central Western Daily
Western Advocate

Candidates

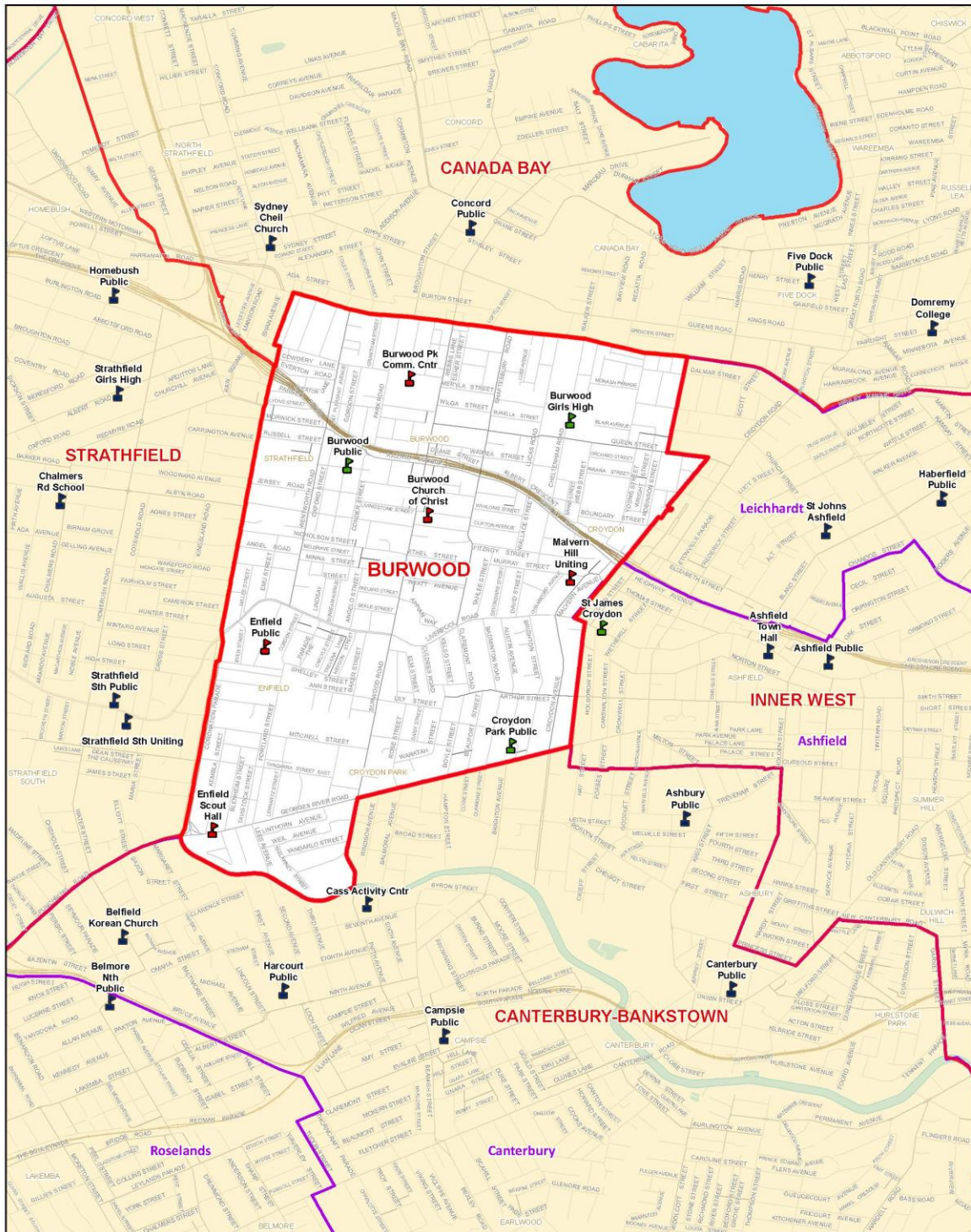
Nominations Withdrawn

No councillor nominations were withdrawn.

Names of all candidates

Councillor Candidates	Party
DENTON Scott	
EWIN Allan	
FERGUSON Scott	
KINGHAM David	
NEWSTEAD John	
REYNOLDS Bruce	Independent
REYNOLDS Nyree	Independent
SKY Delanie	The Greens
SOMERVILLE David	
WEBSTER-HAWES Anastasia	The Greens

Burwood Council Report



Burwood Council Local Government Election 2017

- Polling Place
- Multi Ward or Multi Council PP
- Local Government Boundary
- Ward Boundary
- Neighbouring Polling Places



© Department Finance, Services & Innovation 2016, 19/04/2016
© PSMA Australia Limited

Election Summary

Poll declared by Sunday, 17 September 2017

Mayoral election, successful candidate

Mayor Name	Party
FAKER John	

Councillor elections, successful candidates

Councillor Name	Party
CHAN Ernest	Labor
CRICHTON Heather	Labor
DEL DUCA Joseph	Liberal
DIXIT Raj	Liberal
FURNEAUX-COOK Lesley	Independent Community Voice
MANNAH George	Labor

Enrolment

Total Electors	20,679
Residential Roll	20,671
Non-residential Roll	8

Participation and Informality

Formal Votes	15,489
Participation Rate	79.97%
Informal Votes	1,048
Total Votes	16,537
Informality Rate	6.34%

Apparent Failure to Vote Notices

Notices Issued	2,937
----------------	-------

Election Costs

Total cost of the Burwood Council 2017 Election
\$159,156

Cost per elector
\$7.70

NSWEC Website

There were 3,157 unique visitors to the Burwood Council election web page.

Returning Officer

Jacqueline McDonald

Returning Officer's Office

Burwood Region Returning Officer's Office
Level 1, 2 Conder Street
Burwood NSW 2134

Staffing

Office Assistants	42
Senior Office Assistants	8
Polling Place Managers	9
Deputy Polling Place Managers	4
Declaration Vote Issuing Officers	17
Election Officials	35
Total Staff	115

Polling Places

Pre-poll centres	2
Declared Institutions	8
Election Day Polling Places	10

Pre-poll centre locations

Burwood Region Returning Officer's Office
Sydney Town Hall

Advertising

Statutory Campaign

The Council requested that the statutory advertisements be placed in the following press:

Inner West Courier
Inner West Courier - City & West
Inner West Courier - Inner West

Candidates

Nominations Withdrawn

No councillor nominations were withdrawn.

Names of all candidates

Mayoral Candidates	Party
DEL DUCA Joseph	
FAKER John	
FURNEAUX-COOK Lesley	
Councillor Candidates	Party
BUCKLEY Ken	Independent Community Voice
CALLAGHAN Cathy	Labor
CHAN Ernest	Labor
CHENG Yi	Liberal
CRICHTON Heather	Labor
DE MARCO Lina	Independent Community Voice
DEL DUCA Joseph	Liberal
DIXIT Raj	Liberal
ESBER Pascale	Labor
FAKER John	Labor
FURNEAUX-COOK Lesley	Independent Community Voice
GRAY Chris	Labor

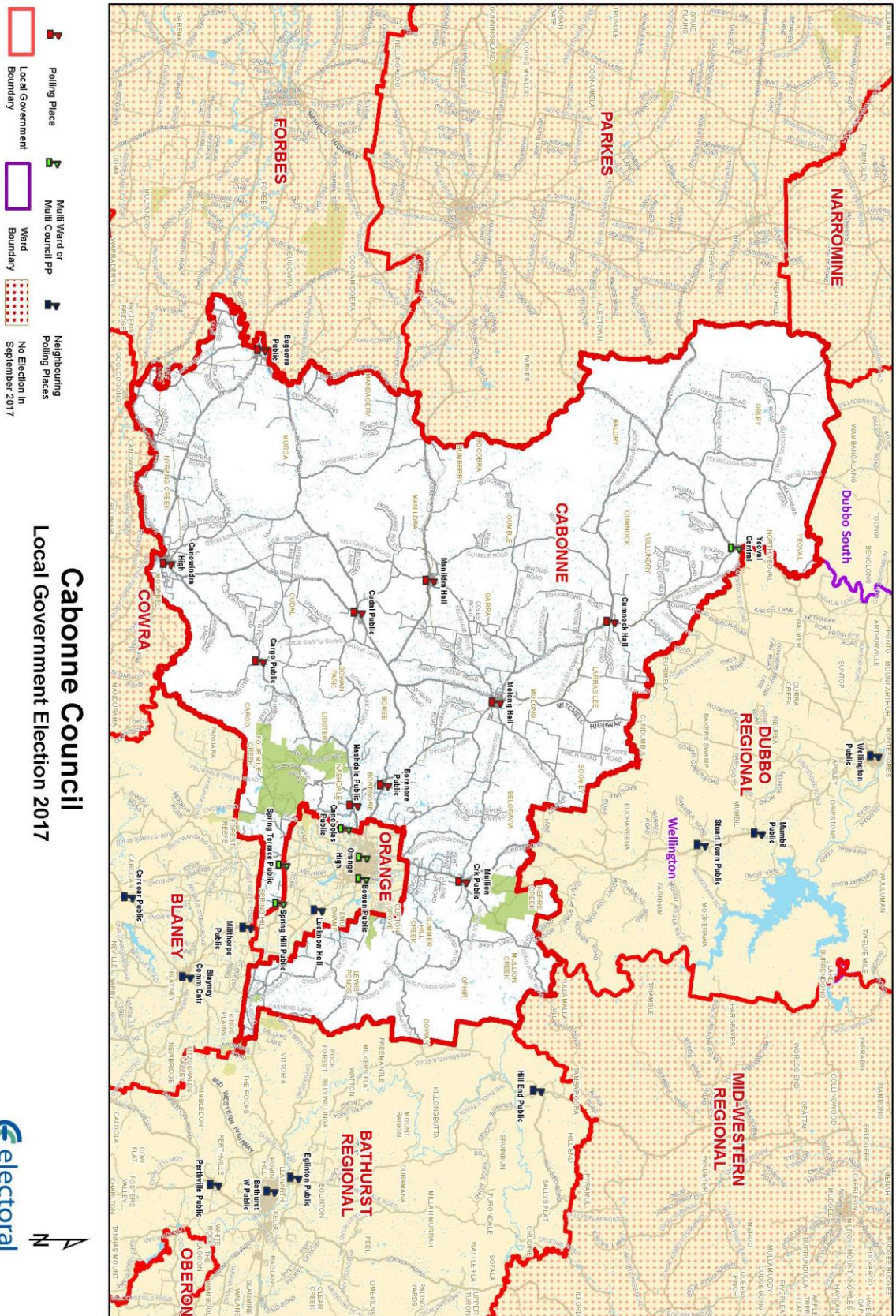
Councillor Candidates

KANG Kyoung (Christina)
MANNAH George
SUKKAR George
TRAN Michael

Party

Liberal
Labor
Liberal
Independent Community Voice

Cabonne Council Report



Election Summary

Poll declared by Thursday, 14 September 2017

Councillor elections, successful candidates

Councillor Name	Party
BATTEN Peter	Independent
BEATTY Kevin	Independent
DAVISON Ian	Independent
DURKIN Anthony	Independent
JONES Jamie	Independent
MULLINS Paul	Independent
NASH Marlene	Independent
NEWSOM Cheryl	Independent
OLDHAM Libby	Independent
TREAVORS Greg	Independent
WALKER Kevin	
WEAVER Jenny	Independent

Enrolment

Total Electors	9,913
Residential Roll	9,909
Non-residential Roll	4

Participation and Informality

Formal Votes	7,555
Participation Rate	84.8%
Informal Votes	851
Total Votes	8,406
Informality Rate	10.12%

Apparent Failure to Vote Notices

Notices Issued	1,034
----------------	-------

Election Costs

Total cost of the Cabonne Council 2017 Election
\$92,785

Cost per elector
\$9.36

NSWEC Website

There were 1,078 unique visitors to the Cabonne Council election web page.

Returning Officer

Ross Baker

Returning Officer's Office

Orange Region Returning Officer's Office
123-125 Moulder Street
Orange NSW 2800

Staffing

Office Assistants	0
Senior Office Assistants	0
Polling Place Managers	16
Deputy Polling Place Managers	0
Declaration Vote Issuing Officers	1
Election Officials	26
Total Staff	43

Polling Places

Pre-poll centres	3
Declared Institutions	6
Election Day Polling Places	17

Pre-poll centre locations

Cabonne Shire Council Office
Orange Region Returning Officer's Office
Sydney Town Hall

Advertising

Statutory Campaign

The Council requested that the statutory advertisements be placed in the following press:

Canowindra News
CWD
Molong Express

Candidates

Nominations Withdrawn

No councillor nominations were withdrawn.

Names of all candidates

Councillor Candidates	Party
BATTEN Peter	Independent
BEATTY Kevin	Independent
BRAKELL Duncan	Independent
DAVISON Ian	Independent
DURKIN Anthony	Independent
JOHNSON Derek	
JONES Jamie	Independent
MULLINS Paul	Independent
NASH Marlene	Independent
NEWSOM Cheryl	Independent
OLDHAM Libby	Independent
TREAVORS Greg	Independent
WALKER Kevin	
WEAVER Jenny	Independent

Election Summary

Poll declared by Sunday, 17 September 2017

Mayoral election, successful candidate

Mayor Name	Party
TSIREKAS Angelo	

Councillor elections, successful candidates

Councillor Name	Party
DI PASQUA Stephanie	Liberal
FERGUSON Andrew	Labor
JAGO Charles	The Greens
LITTLE Julia	Labor
MEGNA Michael	Liberal
PARNABY Marian	Labor
RAMONDINO Daniela	Independent
YAP Nicholas	Liberal

Enrolment

Total Electors	57,433
Residential Roll	57,426
Non-residential Roll	7

Participation and Informality

Formal Votes	43,452
Participation Rate	80.67%
Informal Votes	2,878
Total Votes	46,330
Informality Rate	6.21%

Apparent Failure to Vote Notices

Notices Issued	8,259
----------------	-------

Election Costs

Total cost of the City of Canada Bay Council 2017 Election
\$434,521

Cost per elector
\$7,57

NSWEC Website

There were 6,219 unique visitors to the City of Canada Bay Council election web page.

Returning Officer

Jacqueline McDonald

Returning Officer's Office

Burwood Region Returning Officer's Office
Level 1, 2 Conder Street
Burwood NSW 2134

Staffing

Office Assistants	0
Senior Office Assistants	0
Polling Place Managers	19
Deputy Polling Place Managers	11
Declaration Vote Issuing Officers	36
Election Officials	91
Total Staff	157

Polling Places

Pre-poll centres	4
Declared Institutions	9
Election Day Polling Places	20

Pre-poll centre locations

Burwood Region Returning Officer's Office
Five Dock Pre-Poll
Rhodes Community Centre
Sydney Town Hall

Advertising

Statutory Campaign

The Council requested that the statutory advertisements be placed in the following press:

Inner West Courier
Inner West Courier - City & West
Inner West Courier - Inner West

Candidates

Nominations Withdrawn

No councillor nominations were withdrawn.

Names of all candidates

Mayoral Candidates	Party
JAGO Charles	
McCAFFREY Helen	
RAMONDINO Daniela	Independent
TSIREKAS Angelo	

Councillor Candidates	Party
AHMED Tanveer	Liberal
ARCERI Grace	Independent
COSTA Joe	Independent

Councillor Candidates

DI PASQUA Stephanie

FERGUSON Andrew

GERGIS Max

HARDY Alysha

JAGO Charles

KELLER Ian

KENZLER Neil

LANCUBA Pat

LINSELL Charles

LITTLE Julia

MAXWELL Steve

McCAFFREY Helen

MEGNA Michael

OKEBY James

PARNABY Marian

PETERSON Barry

PUNTURIERO Lucy

RAMONDINO Daniela

ROBERTSON Louise

ROSS Emma

SAKOULAS Constantinos

SUKKAR Danny

TSIREKAS Angelo

TYRRELL Pauline

WHITE Charles

YAP Nicholas

Party

Liberal

Labor

Independent

The Greens

The Greens

Independent

Independent

Independent

Labor

Labor

The Greens

Liberal

Liberal

The Greens

Labor

Labor

Independent

Independent

Independent

Labor

Labor

Independent

Labor

The Greens

Independent

Liberal

Election Summary

Poll declared by Sunday, 17 September 2017

Councillor elections, successful candidates

Councillor Name	Party
<i>Bankstown Ward</i>	
ASFOUR Khal	Labor
EL-HAYEK Bilal	Labor
ZAKHIA George	Liberal
<i>Bass Hill Ward</i>	
HARIKA Rachelle	Labor
ISHAC Charlie	Liberal
KUSKOFF Alex	Labor
<i>Canterbury Ward</i>	
EISLER Linda	The Greens
MADIRAZZA Philip	Liberal
RAFFAN Clare	Labor
<i>Revesby Ward</i>	
DOWNEY Linda	Labor
TUNTEVSKI Steve	Labor
WAUD Glen	Liberal
<i>Roselands Ward</i>	
HUDA Mohammad	Labor
SALEH Nadia	Labor
ZAMAN Mohammad	Liberal

Enrolment

Total Electors	224,592
Residential Roll	224,591
Non-residential Roll	1

Participation and Informality

Formal Votes	163,390
Participation Rate	79.53%
Informal Votes	15,227
Total Votes	178,617
Informality Rate	8.52%

Apparent Failure to Vote Notices

Notices Issued	35,038
----------------	--------

Election Costs

Total cost of the Canterbury-Bankstown Council 2017 Election
\$1,447,369

Cost per elector
\$6.44

NSWEC Website

There were 19,623 unique visitors to the Canterbury-Bankstown Council election web page.

Returning Officer

Stephen Middleton

Returning Officer's Office

Canterbury-Bankstown Returning Officer's Office
Level 1, 194-198 Lakemba Street
Lakemba NSW 2195

Staffing

Office Assistants	70
Senior Office Assistants	0
Polling Place Managers	75
Deputy Polling Place Managers	57
Declaration Vote Issuing Officers	130
Election Officials	443
Total Staff	775

Polling Places

Pre-poll centres	5
Declared Institutions	27
Election Day Polling Places	76

Pre-poll centre locations

Bankstown Senior Citizens Centre
Canterbury-Bankstown Returning Officer's Office
Revesby Community Centre
Sydney Town Hall
The Orion Centre

Advertising

Statutory Campaign

The Council requested that the statutory advertisements be placed in the following press:

Bankstown-Canterbury Torch
Canterbury-Bankstown Express

Candidates

Nominations Withdrawn

No councillor nominations were withdrawn.

Names of all candidates

Councillor Candidates

	Party
ABU-SAMEN Abir	Independent
ABU-SAMEN Saud	Independent
AHMAD Akil	Liberal
ASFOUR Khal	Labor
ASHTON Gemma	Labor
AZZI Jennifer	Our Local Community
BODELL Kristian	The Greens
BROGAN Chris	Independent
CHIDIAC Nahil	Labor
DE BHALDRAITHE Emmet	The Greens
DOWNEY Linda	Labor
DREDGE Jacquie	Independent
EISLER Linda	The Greens
EL-ADIB Amer	Independent
EL-HAYEK Bilal	Labor
EL-MOURANI George	Liberal
HALL Janice	The Greens
HAQUE Md Anamul	Liberal
HARIKA Rachelle	Labor
HUDA Mohammad	Labor
ISHAC Charlie	Liberal
KOTSOPOULOS Michael	Our Local Community
KUNIANSKY Joanne	
KURESHI Hassan	Labor
KUSKOFF Alex	Labor
KY John	The Greens
LAM Floris	Labor
Le BAS Ruth	Liberal
LINDSAY Wendy	Independent
LOWE James	Our Local Community
MADIRAZZA Philip	Liberal
MAKSIMOVIC Mirjana	Liberal
McLEAN Caterina	Our Local Community
MORALEE Stephen	The Greens
MOURAD Mariam	Labor
NADDAF Joseph	Liberal
NGUYEN Lam	Liberal
NGUYEN Tien	Liberal
NOONAN Richard	Liberal
PARKER Jan	Our Local Community
PARKER Ronald	Our Local Community
PARKER Scott	Our Local Community
RAFFAN Clare	Labor
ROONEY James	The Greens
SALEH Nadia	Labor
SHAFIQULLAH Md (Lincoln)	Independent
TUNTEVSKI Steve	Labor
TURNER Catherine	The Greens
VASILIADES William	Liberal

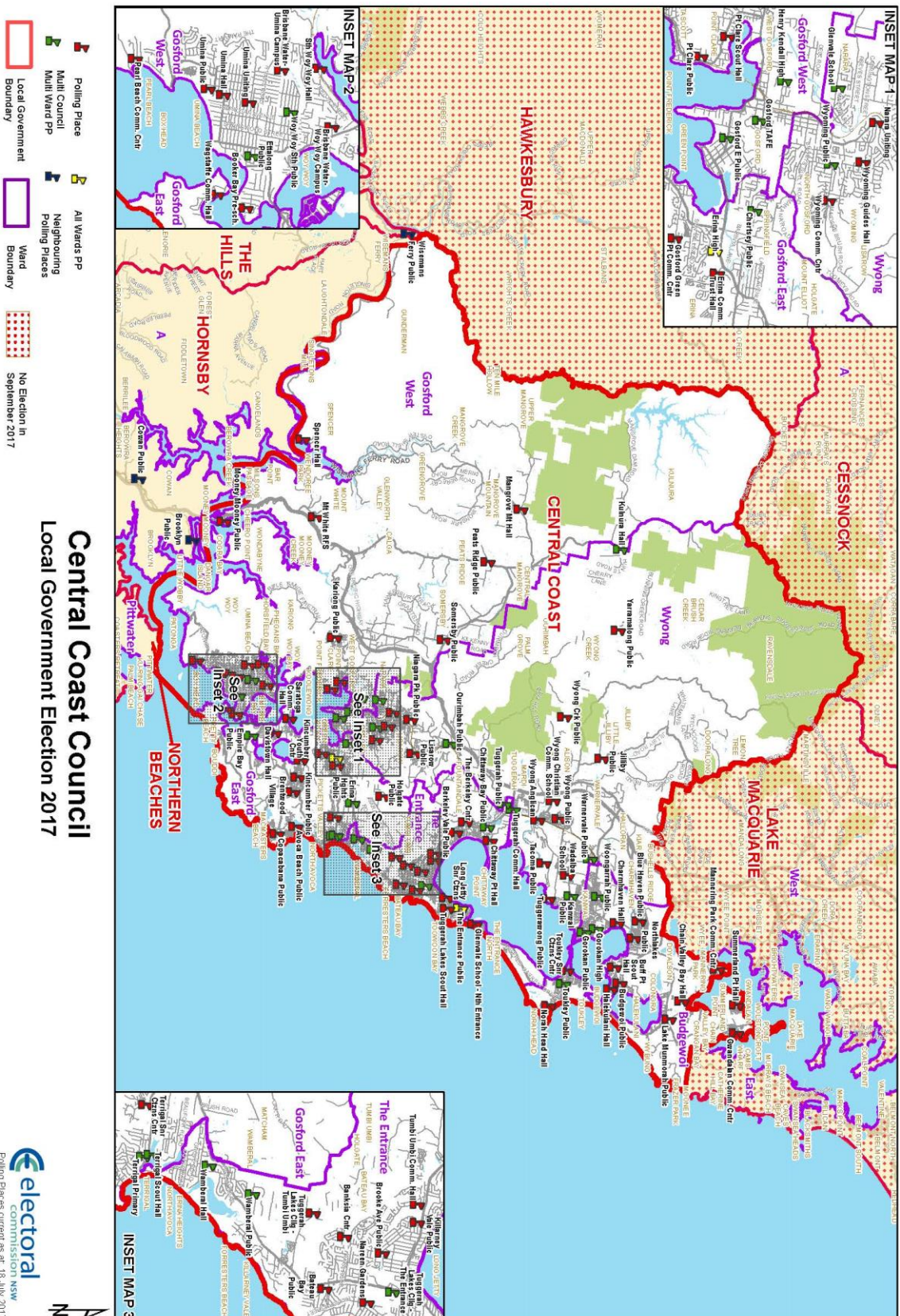
Councillor Candidates

VIRAGO Sue
WAREING Imogen
WAUD Glen
WILSON Bob
WINTERBOTTOM Allan
WINTERS Jacqui
ZAKHIA George
ZAMAN Mohammad

Party

The Greens
Labor
Liberal
Independent
Our Local Community
Our Local Community
Liberal
Liberal

Central Coast Gosford Council Report



Election Summary

Poll declared by Sunday, 17 September 2017

Councillor elections, successful candidates

Councillor Name	Party
<i>Budgewoi Ward</i>	
BEST Greg	Independent
HOGAN Jillian	Labor
VINCENT Doug	Labor
<i>Gosford East Ward</i>	
GALE COLLINS Rebecca	Liberal
SMITH Jane	Independent
SUNDSTROM Jeff	Labor
<i>Gosford West Ward</i>	
HOLSTEIN Chris	Independent
MARQUART Troy	Liberal
MEHRTENS Richard	Labor
<i>The Entrance Ward</i>	
MATTHEWS Lisa	Labor
McLACHLAN Bruce	Independent
PILON Jilly	Liberal
<i>Wyang Ward</i>	
BURKE Chris	Liberal
GREENAWAY Louise	Independent
MacGREGOR Kyle	Labor

Enrolment

Total Electors	250,818
Residential Roll	250,811
Non-residential Roll	7

Participation and Informality

Formal Votes	189,641
Participation Rate	81.95%
Informal Votes	15,893
Total Votes	205,534
Informality Rate	7.73%

Apparent Failure to Vote Notices

Notices Issued	33,528
----------------	--------

Election Costs

Total cost of the Central Coast Council 2017 Election
\$1,599,247

Cost per elector
\$6.38

NSWEC Website

There were 23,434 unique visitors to the Central Coast Council election web page.

Returning Officer

Peter Swan

Returning Officer's Office

Central Coast Returning Officer's Office
2/1 Reliance Drive
Tuggerah NSW 2259

Staffing

Office Assistants	77
Senior Office Assistants	15
Polling Place Managers	97
Deputy Polling Place Managers	35
Declaration Vote Issuing Officers	105
Election Officials	362
Total Staff	691

Polling Places

Pre-poll centres	10
Declared Institutions	34
Election Day Polling Places	98

Pre-poll centre locations

Blue Haven Community Hall
Central Coast Returning Officer's Office
Gosford Pre-Poll
Sydney Town Hall
Terrigal 50+ Learning and Leisure Centre
The Entrance Pre-Poll
The Erina Centre, Meeting Room 3
Toukley Presbyterian Church
Woy Woy Pre-Poll
Wyong Pre-Pol

Advertising

Statutory Campaign

The Council requested that the statutory advertisements be placed in the following press:

Central Coast Express Advocate
Coast Community News
Peninsula News
Wyong Chronicle

Candidates

Nominations Withdrawn

No councillor nominations were withdrawn.

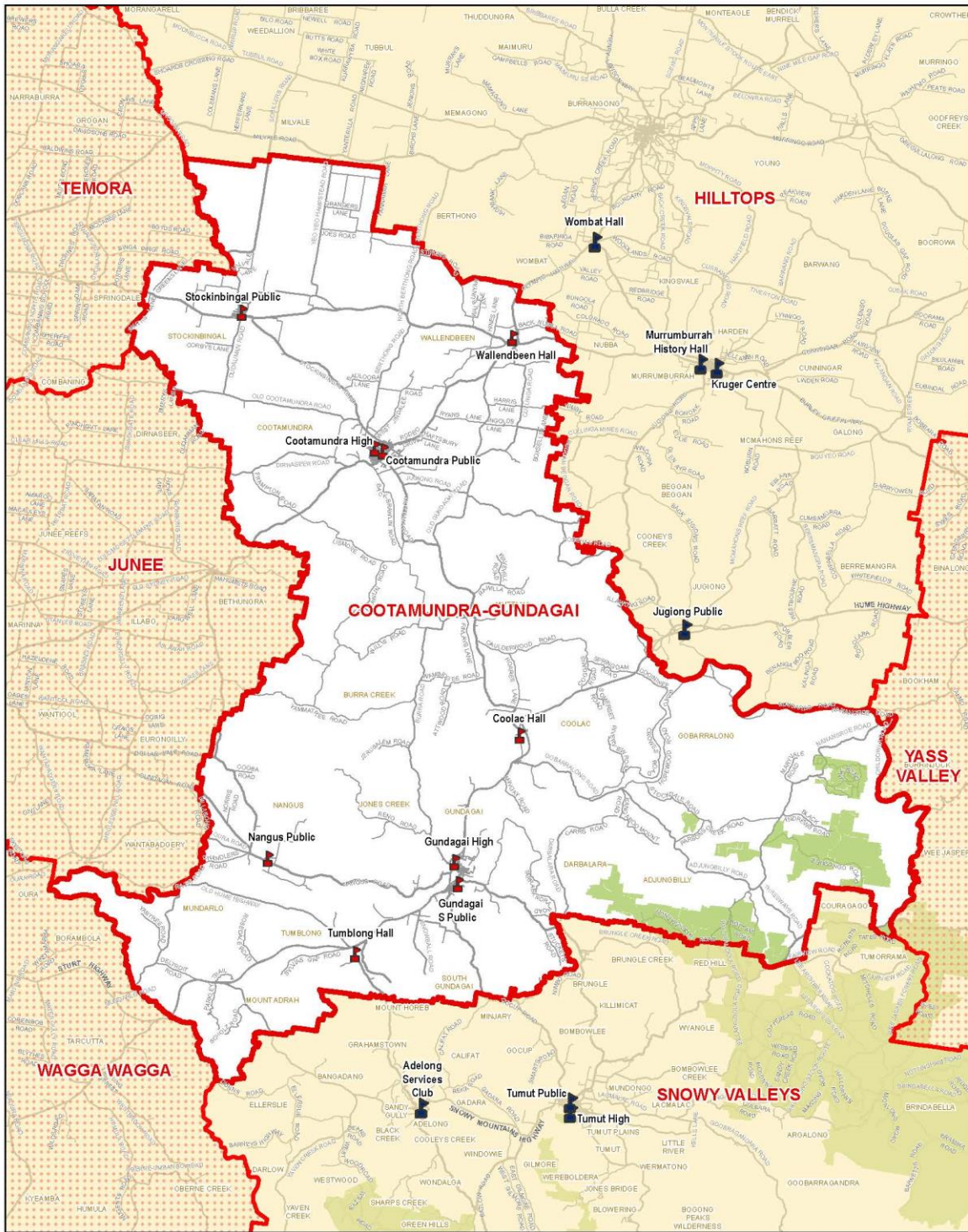
Names of all candidates

Councillor Candidates	Party
AIKEN Patrick	STL
ASHE Greg	Labor
BECKERS Rhiannon	Liberal
BEST Amelia	Independent
BEST Greg	Independent
BEST Maree	Independent
BETON Steve	STL
BLASCHKE Gary	Independent
BOCKING Deanna	Liberal
BOYLE Kylie	
BRACKEN Nathan	Independent
BRAUND Claire	Independent
BULL Diane	Independent
BURKE Chris	Liberal
CASKA John	STL
CASTLES Margot	Labor
CHESTNUT Gary	Independent
CHIDGEY Sue	Independent
CLARKE Glenn	STL
COLLINS Victoria	Labor
COLLIS Phil	Independent
CONNOR Cath	The Greens
da COSTA Kate	The Greens
DAVIS Amber	STL
DEGUARA Cheryl	STL
DELANEY Kerryanne	Liberal
DENGATE Sue	Liberal
DURKIN Anna	The Greens
EATON Dougie	Independent
ERNST Brad	Labor
EYES Laurie	Independent
FORTEY Carol	Independent
GALE COLLINS Rebecca	Liberal
GORMAN Barbara	The Greens
GREENAWAY Louise	Independent
GREYEM Gabby	Independent
HABIB Danielle	Independent
HARPLEY-CARR Aaron	Independent
HARRIS Peter	Independent
HERMAN Ruth	The Greens
HOGAN Jillian	Labor
HOLSTEIN Chris	Independent
HOOPER Sean	Independent
JOHNSON Daniel	STL
JONES Terry	The Greens





Councillor Candidates

	Party
KEENE Christine	Independent
LAWLER Mitchell	Independent
LINDAHL Gary	STL
MACFADYEN Jim	Labor
MacGREGOR Kyle	Labor
MacLEOD Jean	Independent
MACNAIR Helen	
MARCHANT Colin	Liberal
MARQUART Troy	Liberal
MATTHEWS Lisa	Labor
McCARTHY Michael	Independent
McLACHLAN Bruce	Independent
MEHRTENS Richard	Labor
NAPIER Kishen	Liberal
PEARSON Stephen	The Greens
PERREM Brian	Liberal
PILON Jilly	Liberal
PUFFETT Bob	Independent
PUNCH Ruth	Labor
RICH Narelle	Labor
RIMMER Sarah	
RIX Wendy	The Greens
SARGEANT Clive	Liberal
SCOTT Vicki	Labor
SIMMONDS Greg	The Greens
SINCLAIR Robina	The Greens
SMITH Jane	Independent
STOLZ Troy	Independent
SUNDSTROM Jeff	Labor
TAYLOR Helaine	STL
TAYLOR Lloyd	STL
THORNYCROFT Ferran	Independent
TROY Adam	STL
TROY Kaylene	STL
TURNBULL Rowen	Labor
VEUGEN Carl	STL
VINCENT Doug	Labor
WAGSTAFF Skyla	
WATSON Julie	Independent
WHITAKER Garry	Liberal
WHITNALL Denis	STL
WIGGIN John	Independent
WILLIAMSON Doug	The Greens
WILSON Jack	Liberal
WILSON Lorraine	Independent
WOOD James	Liberal
WRILEY Lisa	Independent
WYNN Sue	The Greens
YOUNG Matthew	STL

Cootamundra-Gundagai Regional Council Report



Cootamundra-Gundagai Regional Council Local Government Election 2017

-  Polling Place
-  Neighbouring Polling Places
-  Local Government Boundary
-  No Election in September 2017



 Polling Places current as at: 18 July 2017
 © Department Finance, Services & Innovation 2016, 19/04/2016
 © P/SMA Australia Limited

Election Summary

Poll declared by Saturday, 16 September 2017

Councillor elections, successful candidates

Councillor Name	Party
BOWDEN Leigh	Independent
GRAHAM David	Independent
KELLY Gil	
McALISTER Abb	
NICHOLSON Penny	Independent
PALMER Dennis	Independent
PHILLIPS Doug	
SHEAHAN Charlie	Independent
STEWART Craig (Stewie)	Independent

Enrolment

Total Electors	8,594
Residential Roll	8,592
Non-residential Roll	2

Participation and Informality

Formal Votes	7,004
Participation Rate	81.07%
Informal Votes	326
Total Votes	7,330
Informality Rate	5.99%

Apparent Failure to Vote Notices

Notices Issued	897
----------------	-----

Election Costs

Total cost of the Cootamundra-Gundagai Regional Council 2017 Election
\$73,215

Cost per elector

\$8.52

NSWEC Website

There were 771 unique visitors to the Cootamundra-Gundagai Regional Council election web page.

Returning Officer

Lee-Ann Armstrong

Returning Officer's Office

Cootamundra-Gundagai Returning Officer's Office
88 Parker Street
Cootamundra NSW 2590

Staffing

Office Assistants	4
Senior Office Assistants	5
Polling Place Managers	9
Deputy Polling Place Managers	0
Declaration Vote Issuing Officers	1
Election Officials	13
Total Staff	32

Polling Places

Pre-poll centres	3
Declared Institutions	5
Election Day Polling Places	10

Pre-poll centre locations

Cootamundra-Gundagai Returning Officer's Office
Gundagai Shire Council Office
Sydney Town Hall

Advertising

Statutory Campaign

The Council requested that the statutory advertisements be placed in the following press:

CTA Herald
Gundagai Independent

Candidates

Nominations Withdrawn

No councillor nominations were withdrawn.

Names of all candidates

Councillor Candidates	Party
ARMSTRONG Ian	Independent
BATEY Peter	Independent
BOWDEN Leigh	Independent
CHALMERS Roderick	Independent
CHILDS James	Independent
DOIDGE Stephen	Independent
DONNELLY Mary	Independent
GAIN Peter	Independent
GRAHAM David	Independent
HARRIS David	Independent
KELLY Gil	
KINGWILL Michael	Independent
MAGNONE Ron	Independent
MASLIN Jennie	
McALISTER Abb	
McATEAR Janet	Independent
NICHOLSON Penny	Independent

Councillor Candidates

PALMER Dennis

PHILLIPS Doug

SCOTT Isabel

SHEAHAN Charlie

SLATTERY James

STEPHENS John

STEWART Craig (Stewie)

STREHER Konrad

TURNER Amy

WIGHT Rosalind

WILLIAMS Diane

Party

Independent

Independent








Independent

Independent

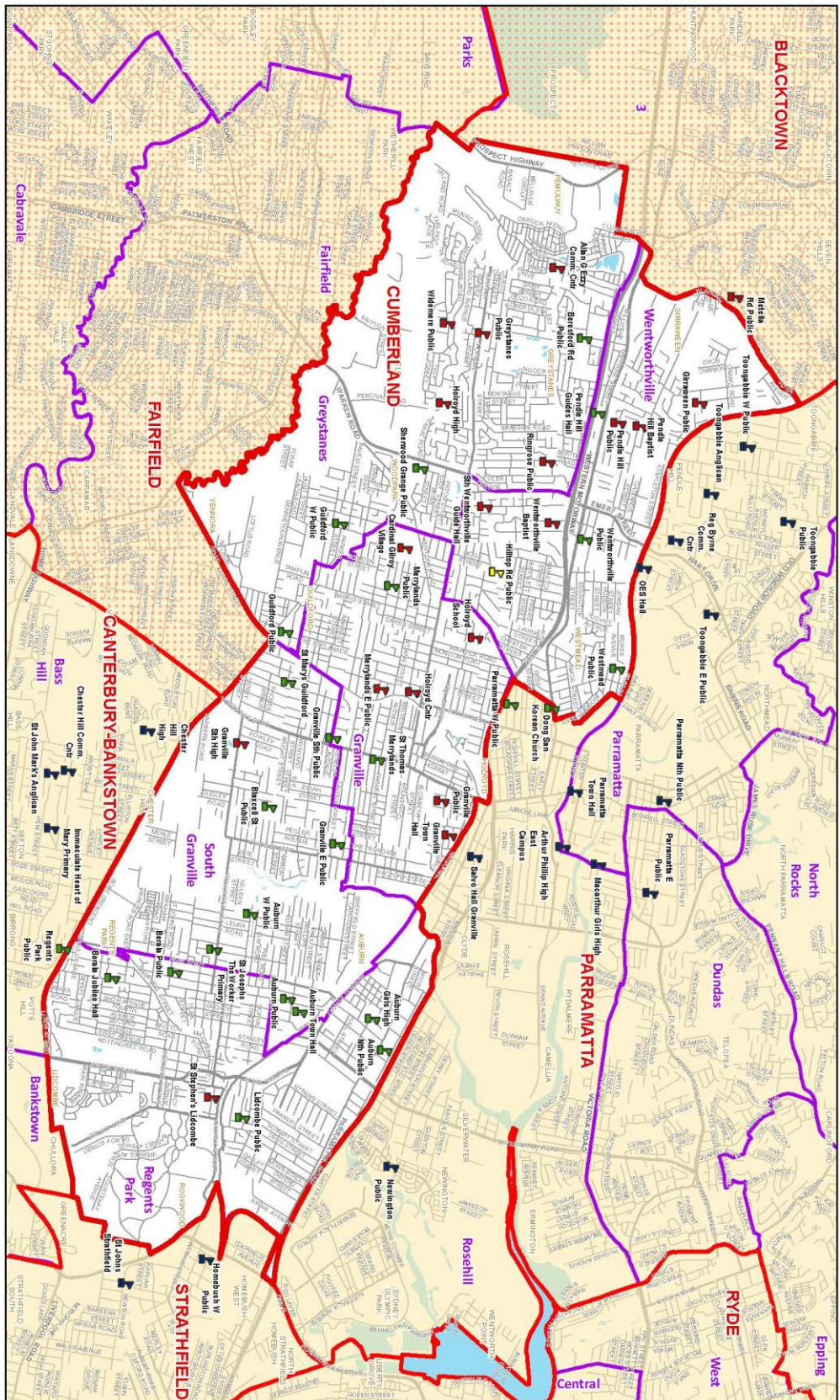
Independent

Independent

Independent

-  Polling Place
-  Local Government Boundary
-  All Wards PP
-  Ward Boundary
-  Multi Ward or Multi Council PP
-  No Election in September 2017
-  Neighbouring Polling Places

Cumberland Council
Local Government Election 2017



© Department Finance, Services & Innovation 2016, 13/04/2016
© PSMA Australia Limited
Polling Places current as at 18 July 2017
electoral
COMMISSION NSW

Election Summary

Poll declared by Sunday, 17 September 2017

Councillor elections, successful candidates

Councillor Name	Party
<i>Granville Ward</i>	
CHRISTOU Steve	Labor
HAMED Ola	Labor
RAHME Joseph	Liberal
<i>Greystanes Ward</i>	
CUMMINGS Greg	Labor
GROVE Ross	Liberal
SARKIS Eddy	Our Local Community
<i>Regents Park Ward</i>	
ATTIE Ned	Liberal
CAMPBELL George	Labor
HUANG Kun	Labor
<i>South Granville Ward</i>	
ELMORE Glenn	Labor
GARRARD Paul	Labor
ZREIKA Tom	Liberal
<i>Wentworthville Ward</i>	
LAKE Lisa	Labor
SAHA Suman	Labor
ZAITER Michael	Liberal

Enrolment

Total Electors	126,200
Residential Roll	126,191
Non-residential Roll	9

Participation and Informality

Formal Votes	89,782
Participation Rate	85.57%
Informal Votes	8,030
Total Votes	97,812
Informality Rate	9.10%

Apparent Failure to Vote Notices

Notices Issued	22,897
----------------	--------

Election Costs

Total cost of the Cumberland Council 2017 Election
\$798,992

Cost per elector
\$6.33

NSWEC Website

There were 8,919 unique visitors to the Cumberland Council election web page.

Returning Officer

Jack Somers

Returning Officer's Office

Cumberland Returning Officer's Office
17 Northumberland Road
Auburn NSW 2144

Staffing

Office Assistants	44
Senior Office Assistants	7
Polling Place Managers	45
Deputy Polling Place Managers	21
Declaration Vote Issuing Officers	80
Election Officials	205
Total Staff	402

Polling Places

Pre-poll centres	5
Declared Institutions	14
Election Day Polling Places	46

Pre-poll centre locations

Cumberland Returning Officer's Office
Parramatta RO Pre-Poll
Parramatta RO Pre-Poll
Sydney Town Hall
The Holroyd Centre
Wentworthville Pendle Hill Girl Guides Hall

Advertising

Statutory Campaign

The Council requested that the statutory advertisements be placed in the following press:

Auburn Review
Cumberland Advertiser
Parramatta Advertiser

Candidates

Nominations Withdrawn

No councillor nominations were withdrawn.

Names of all candidates

Councillor Candidates

	Party
ABDUL KHALIK Hamid	Labor
ALAVI FAZEL Adel	The Greens
ANMAK Izzet	Liberal
APAYDIN Neslihan	Independent
ATTIE Ned	Liberal
ATWAN KADIM Natheer	Our Local Community
BALECH Rima	Our Local Community
BATIK Semra	Independent
BEEBAR Karen	Our Local Community
BOBB Peter	Liberal
CAMENZULI Stella	Liberal
CAMPBELL George	Labor
CARLINO Sam	The Local Independent Party
CHEN Qingsong (David)	Labor
CHRISTOU Steve	Labor
COLMAN Pam	Labor
CUMMINGS Greg	Labor
DI PAOLO Teresa	Residents Action Group Cumberland
DOUMIT Sandra	Labor
EDUPUGANTI Venkatesh	Independent
EDWARDS Graham	Independent
ELMORE Glenn	Labor
ER Suna	
ESPOSITO Paul	The Greens
GARRARD Karen	Our Local Community
GARRARD Paul	Our Local Community
GERGES Amale	Our Local Community
GROVE Ross	Liberal
HAMED Ola	Labor
HUANG Jonathan	Liberal
HUANG Kun	Labor
HUGHES Helen	Our Local Community
HUSSEIN Mahmoud	
HWANG Ja Yun (Gloria)	Labor
ISSA Natalie	Liberal
ITAQUI Charles	The Local Independent Party
KAFROUNI George	The Local Independent Party
KAFROUNI Nasr	The Local Independent Party
KARAM Georges	Our Local Community
KASSAB Elias	The Local Independent Party
KENNEDY John	Independent
KHAN Arslaan	
LA ROBINA Michael	The Local Independent Party
LAKE Lisa	Labor
LOPEZ Steven	Independent
MEDAM Sashi	The Local Independent Party
MERCIA Joe	The Local Independent Party
MOGUL Fatima	Independent
MOHAMMAD Adil	Independent

Councillor Candidates

NASSIF Charles

ODABAS Can

OLDFIELD Tony

ONCU Kayhan

PARK Jeoung Nam (John)

PATEL Dhavalkumar

PIGRAM Mark

PLUMMER James

RAHME Joseph

READ Melissa

RICHARDSON Glen

SABA Nadima

SAHA Suman

SARKIS Eddy

SATHIAH Karunanithi

SELVENTHIRAN Sujan

SHI Haisheng (Andy)

SIMMS Irene

SLEIMAN Jamie

STAPLES Anne Maree

SUN Jeffrey

TSE Francis

ZAITER Michael

ZRAIKA Hicham

ZREIKA Tom

Party

Liberal

Independent

Independent

Liberal

Independent

Our Local Community

Labor

Liberal

Residents Action Group Cumberland

Labor

The Local Independent Party

Labor

Our Local Community

Liberal

The Greens

Liberal

Residents Action Group Cumberland

Liberal

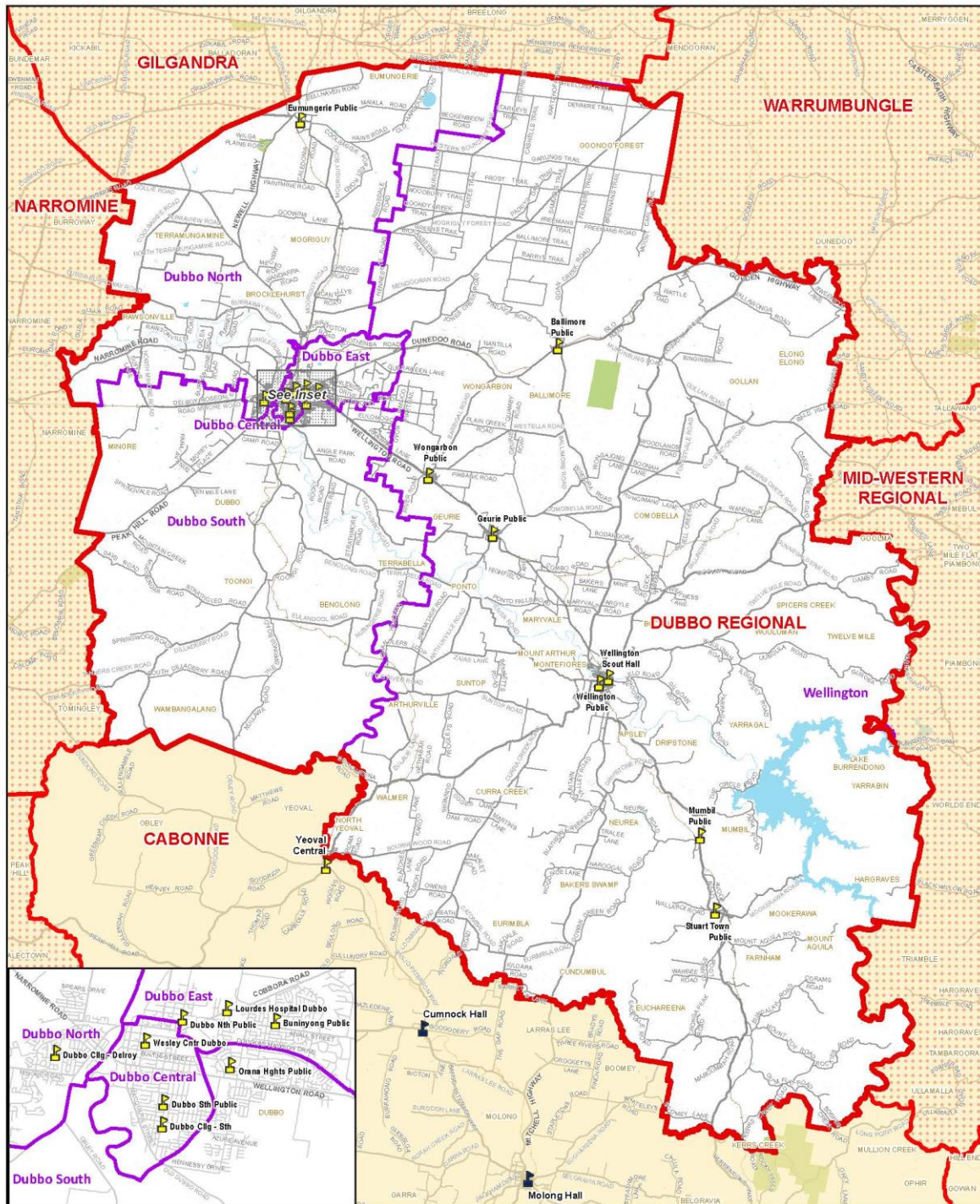
Our Local Community

Our Local Community

Liberal

Liberal

Dubbo Regional Council Report



Dubbo Regional Council Local Government Election 2017

- All Wards PP
- Neighbouring Polling Places
- Local Government Boundary
- Ward Boundary
- No Election in September 2017



© Department Finance, Services & Innovation 2016, 19/04/2016
© PSMA Australia Limited

Election Summary

Poll declared by Friday, 15 September 2017

Councillor elections, successful candidates

Councillor Name	Party
<i>Dubbo Central Ward</i>	
ETHERIDGE Vicki	
RYAN John	Independent
<i>Dubbo East Ward</i>	
GUMLEY Dayne	
LAWRENCE Stephen	Country Labor
<i>Dubbo North Ward</i>	
DIFFEY Jane	
SHIELDS Ben	
<i>Dubbo South Ward</i>	
MOHR Greg	
PARKER Alfred (Kevin)	
<i>Wellington Ward</i>	
GRANT David	Independent
JONES Anne	Independent

Enrolment

Total Electors	35,900
Residential Roll	35,896
Non-residential Roll	4

Participation and Informality

Formal Votes	27,601
Participation Rate	79.1%
Informal Votes	2,416
Total Votes	30,017
Informality Rate	5.42%

Apparent Failure to Vote Notices

Notices Issued	4,589
----------------	-------

Election Costs

Total cost of the Dubbo Regional Council 2017 Election
\$291,174

Cost per elector
\$8.11

NSWEC Website

There were 4,321 unique visitors to the Dubbo Regional Council election web page.

Returning Officer

Fiona Prentice

Returning Officer's Office

Dubbo Returning Office's Office

88-90 Macquarie Street

Dubbo NSW 2830

Staffing

Office Assistants	19
Senior Office Assistants	6
Polling Place Managers	17
Deputy Polling Place Managers	5
Declaration Vote Issuing Officers	27
Election Officials	50
Total Staff	124

Polling Places

Pre-poll centres	3
Declared Institutions	10
Election Day Polling Places	18

Pre-poll centre locations

Dubbo Returning Office's Office

Sydney Town Hall

Wellington Pre-Poll

Advertising

Statutory Campaign

The Council requested that the statutory advertisements be placed in the following press:

Dubbo Daily Liberal

Dubbo Photo News

Wellington Times

Candidates

Nominations Withdrawn

No councillor nominations were withdrawn.

Names of all candidates

Councillor Candidates	Party
AUGEE Mike	
BLACK Josh	Independent
CATELOTTI Nikki	
DIFFEY Jane	
EDWARDS Chris	Independent
ELLIS Nathan	Independent
ETHERIDGE Vicki	
GRANT David	Independent

Councillor Candidates

GRIGGS Mark

GUMLEY Dayne

JAMES Lisa

JONES Anne

JONES Cody

LAWRENCE Stephen

MATTHEWS Greg

MOHR Greg

MULCAHY Merrilyn

PARKER Alfred (Kevin)

PATEMAN Ana

PERRY Jacob

PORTELLI Manny

PRIOR Douglas

PRZERADA Tyler

RYAN Adam

RYAN John

SHIELDS Ben

STEVENS Kris

STIFF Shayne

Party

Independent

Independent

Country Labor








Country Labor

Independent

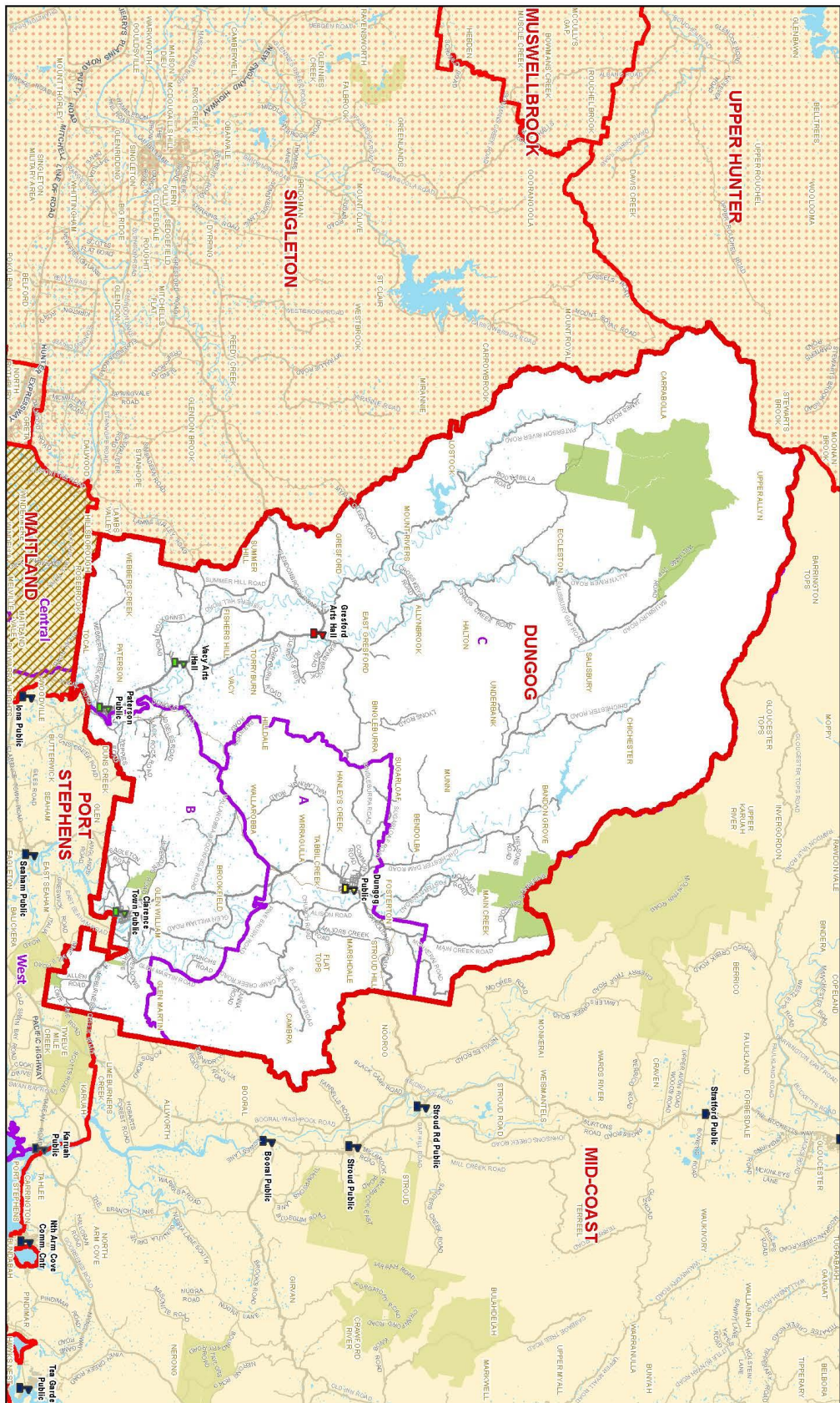
Independent

Independent

Dungog Shire Council Report

-  All Ward PP
-  Local Government Boundary
-  Polling Place
-  Ward Boundary
-  Multi Ward or Multi Council PP
-  No Election in September 2017
-  Neighbouring Council Administering their own election (CAE)

Dungog Council Local Government Election 2017



 **electoral**
COMMISSION NSW
Polling Places current as at 18 July 2017
© Department of Finance, Services & Innovation 2016, 19/04/2016
© PSMA Australia Limited

Election Summary

Poll declared by Thursday, 14 September 2017

Councillor elections, successful candidates

Councillor Name	Party
<i>A Ward</i>	
CONNORS John	Independent
LYON Jan	
NORMAN Tracy	Independent
<i>B Ward</i>	
LOW Steve	Independent
RAYWARD Digby	Independent
RILEY Greg	Independent
<i>C Ward</i>	
BOOTH Robert	Independent
MURPHY Kate	Independent
WALL Glenn	Independent

Enrolment

Total Electors	6,908
Residential Roll	6,905
Non-residential Roll	3

Participation and Informality

Formal Votes	5,651
Participation Rate	74.93%
Informal Votes	394
Total Votes	6,045
Informality Rate	4.94%

Apparent Failure to Vote Notices

Notices Issued	573
----------------	-----

Election Costs

Total cost of the Dungog Shire Council 2017 Election
\$59,336

Cost per elector
\$8.59

NSWEC Website

There were 899 unique visitors to the Dungog Shire Council election web page.

Returning Officer

Colin Norman

Returning Officer's Office

Dungog Returning Officer's Office

Dungog Council Chambers, 198 Dowling Street
Dungog NSW 2420

Staffing

Office Assistants	10
Senior Office Assistants	3
Polling Place Managers	5
Deputy Polling Place Managers	0
Declaration Vote Issuing Officers	2
Election Officials	14
Total Staff	34

Polling Places

Pre-poll centres	2
Declared Institutions	2
Election Day Polling Places	6

Pre-poll centre locations

Dungog Returning Officer's Office
Sydney Town Hall

Advertising

Statutory Campaign

The Council requested that the statutory advertisements be placed in the following press:

Dungog Chronicle

Candidates

Nominations Withdrawn

No councillor nominations were withdrawn.

Names of all candidates

Councillor Candidates	Party
ABBOTT Kathryn	
BISHOP Jennifer	Independent
BOOTH Robert	Independent
CONNORS John	Independent
FARROW Stephen	Independent
HOPSON James	Independent
KNUDSEN Nancy	Independent
LAYZELL David	Independent
LOW Steve	Independent
LYON Jan	
MITCHELL Lea	
MURPHY Kate	Independent
NORMAN Tracy	Independent
PRESTON John	
RAYWARD Digby	Independent
RILEY Greg	Independent

Councillor Candidates







SKAFTE-ZAUSS Carol
STREAT Wayne
TURNER Lisa
WALL Glenn

Party

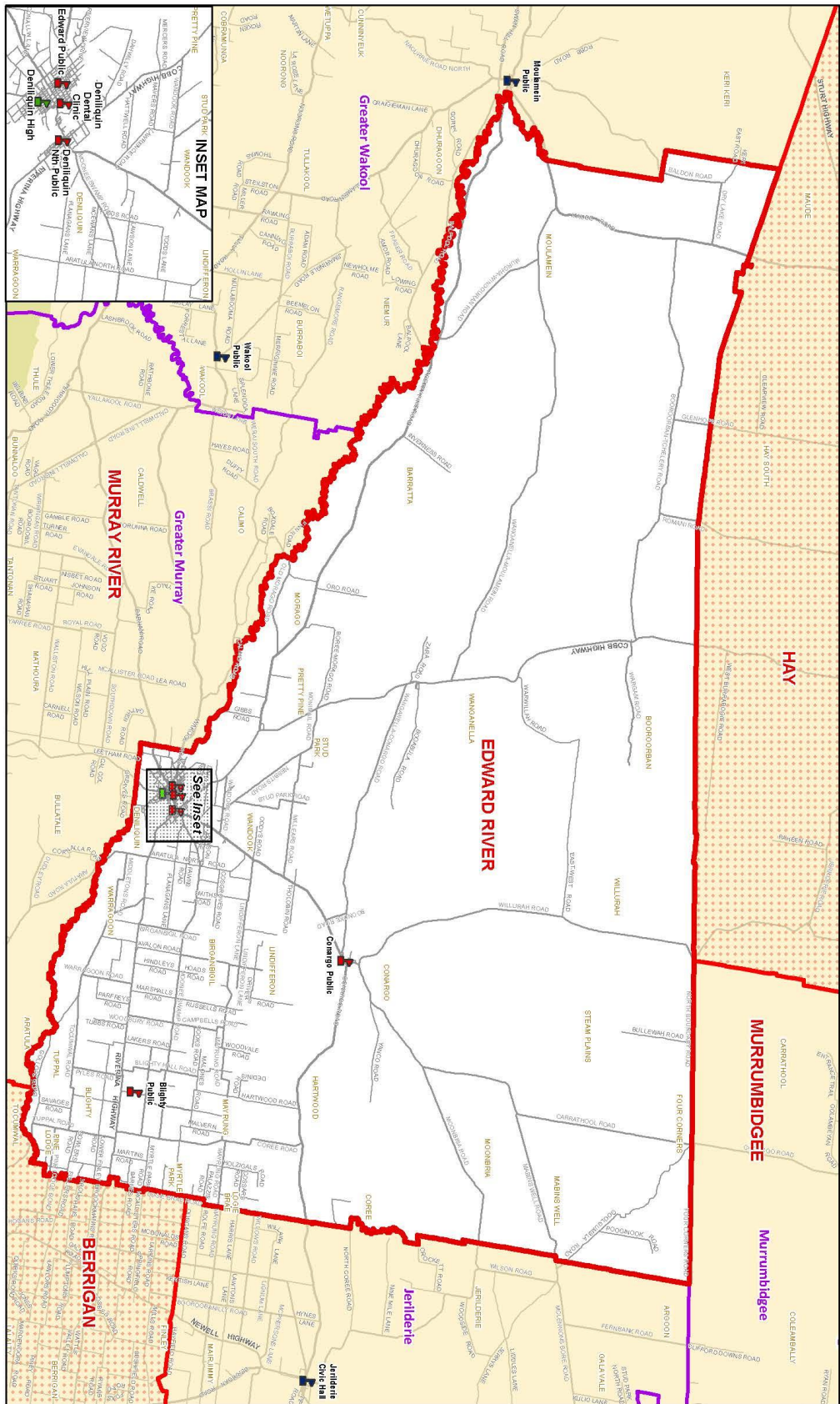
Independent
Independent

Independent

Edward River Council Report

-  Polling Place
-  Multi Ward or Multi Council PP
-  Ward Boundary
-  Neighbouring Polling Places
-  Local Government Boundary
-  No Election in September 2017

Edward River Council Local Government Election 2017



 **electoral**
COMMISSION NSW
Polling Places current as at 18 July 2017
© Department of Finance, Services & Innovation 2016, 19/04/2016
© SNA Australia Limited

Election Summary

Poll declared by Thursday, 14 September 2017

Councillor elections, successful candidates

Councillor Name	Party
BETTS Peta	
BRENNAN Norm	Independent
BULL Margaret	Independent
FOGARTY Pat	Independent
HALL Ashley	Independent
McALLISTER Norm	
McCRABB Peter	Independent
METCALFE Nick	Independent
WALLACE Mac	

Enrolment

Total Electors	6,420
Residential Roll	6,420
Non-residential Roll	0

Participation and Informality

Formal Votes	5,087
Participation Rate	81.82%
Informal Votes	182
Total Votes	5,269
Informality Rate	5.86%

Apparent Failure to Vote Notices

Notices Issued	875
----------------	-----

Election Costs

Total cost of the Edward River Council 2017 Election
\$61,254

Cost per elector
\$9.54

NSWEC Website

There were 393 unique visitors to the Edward River Council election web page.

Returning Officer

Stacey Almond

Returning Officer's Office

Edward River Returning Officer's Office
Deniliquin Multi-Arts Centre, 58 Cressy Street
Deniliquin NSW 2710

Staffing

Office Assistants	6
Senior Office Assistants	5
Polling Place Managers	6
Deputy Polling Place Managers	0
Declaration Vote Issuing Officers	2
Election Officials	11
Total Staff	30

Polling Places

Pre-poll centres	2
Declared Institutions	2
Election Day Polling Places	7

Pre-poll centre locations

Edward River Returning Officer's Office
Sydney Town Hall

Advertising

Statutory Campaign

The Council requested that the statutory advertisements be placed in the following press:

Deniliquin Pastoral Times
Southern Riverina News
The Pastoral Times
The Riverine Grazier

Candidates

Nominations Withdrawn

One councillor nomination was withdrawn.

Names of all candidates

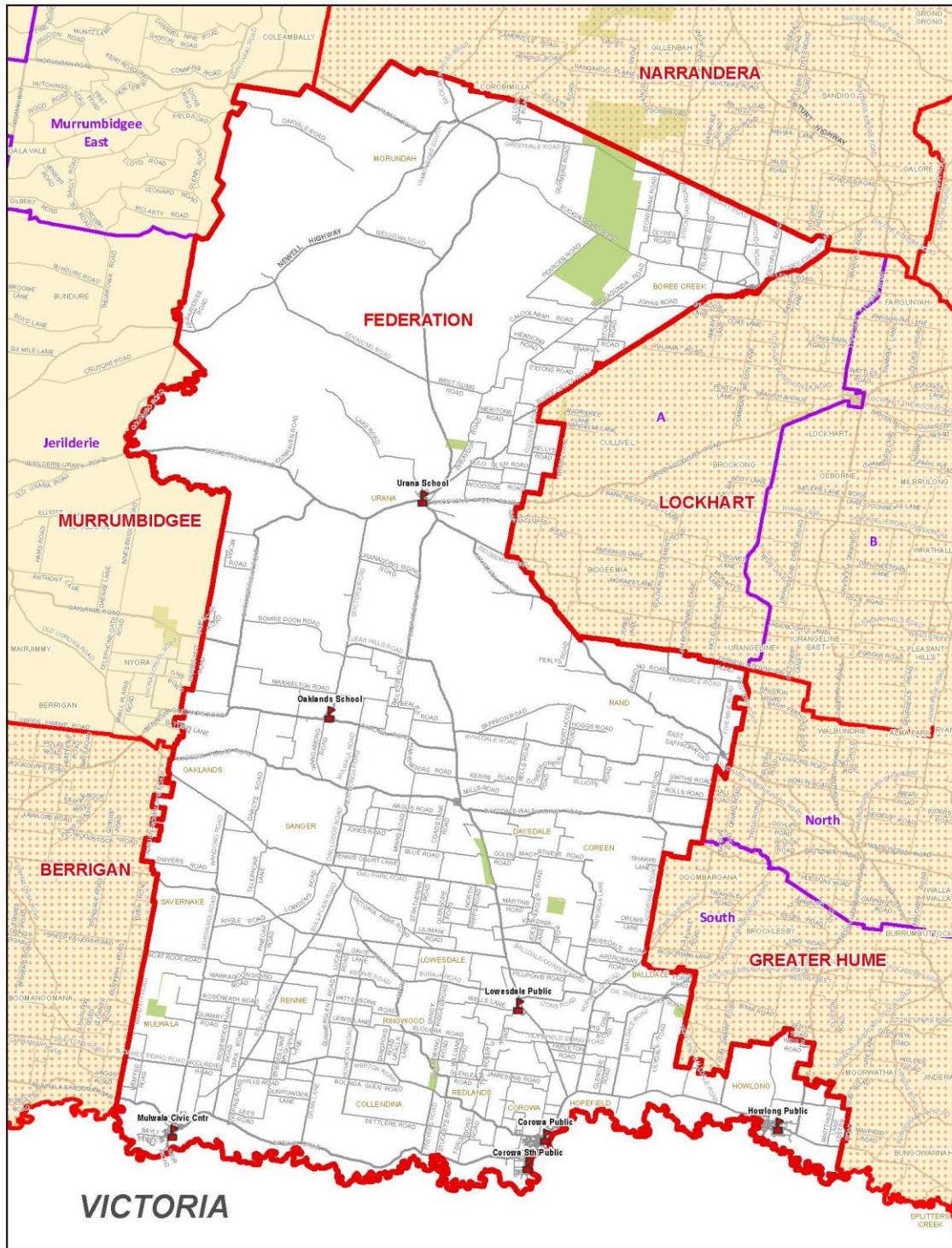
Councillor Candidates	Party
BETTS Peta	
BRENNAN Norm	Independent
BULL Margaret	Independent
CIRCUITT Airlie	Independent
CONNELL Peter	Independent
FOGARTY Pat	Independent
HALL Ashley	Independent
HOWLEY Andrew	Independent
McALLISTER Norm	
McCRABB Peter	Independent
METCALFE Nick	Independent
ROBINSON Peter	
SHAND Jeff	
SIDES James	Independent
SOBOLEWSKI Rob	
TAYLOR Sue	Independent

Councillor Candidates

WALLACE Mac

Party

Federation Council Report



Federation Council Local Government Election 2017

- Polling Place
- Local Government Boundary
- Ward Boundary
- No Election in September 2017



electoral
commission nsw
Polling Places current as at: 18 July 2017

© Department Finance, Services & Innovation 2016, 19/04/2016
© PSMA Australia Limited

Election Summary

Poll declared by Thursday, 14 September 2017

Councillor elections, successful candidates

Councillor Name	Party
BOURKE Patrick	Independent
KENNEDY Andrew	
LAW Gail	
LONGLEY David	Independent
LONGMIRE Fred	
MIEGEL Paul	Independent
THOMAS Bronwyn	
WALES Norm	Independent
WHITECHURCH Shaun	

Enrolment

Total Electors	9,180
Residential Roll	9,170
Non-residential Roll	10

Participation and Informality

Formal Votes	7,195
Participation Rate	84.62%
Informal Votes	390
Total Votes	7,585
Informality Rate	8.67%

Apparent Failure to Vote Notices

Notices Issued	1,215
----------------	-------

Election Costs

Total cost of the Federation Council 2017 Election
\$77,925

Cost per elector
\$8.49

NSWEC Website

There were 519 unique visitors to the Federation Council election web page.

Returning Officer

Karen Mills

Returning Officer's Office

Federation Returning Officer's Office
231 Sanger Street
Corowa NSW 2646

Staffing

Office Assistants	12
Senior Office Assistants	4
Polling Place Managers	7
Deputy Polling Place Managers	1
Declaration Vote Issuing Officers	0
Election Officials	15
Total Staff	39

Polling Places

Pre-poll centres	3
Declared Institutions	4
Election Day Polling Places	8

Pre-poll centre locations

Federation Returning Officer's Office
Sydney Town Hall
Urana Office of Federation Council

Advertising

Statutory Campaign

The Council requested that the statutory advertisements be placed in the following press:

Corowa Free Press
Yarrawonga Chronicle

Candidates








Nominations Withdrawn

No councillor nominations were withdrawn.

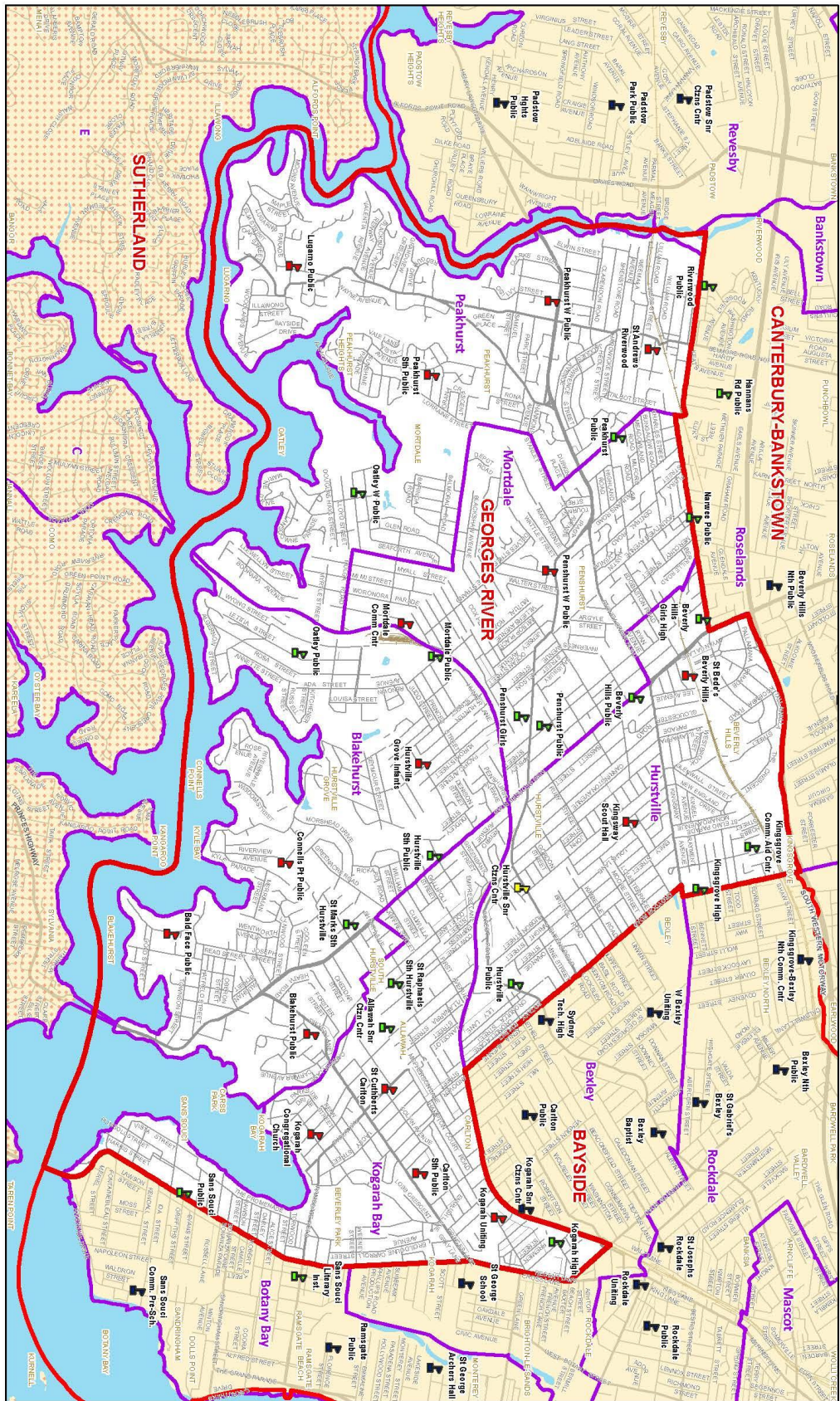
Names of all candidates

Councillor Candidates	Party
BOURKE Patrick	Independent
BRIDGES Alan	
BRUINSMA Francesco	
COLLINS Matthew	
DAVEY Daryl	Independent
DONLEN Maisie	
DORE Andrew	Independent
DOYLE John	Independent
GOLDSMITH Malcolm	
GORHAM Neil	Independent
HORTON David	Independent
KENNEDY Andrew	
KENNEDY Chris	
KING Gavin	
KREUTZBERGER Ian	Independent
LAW Gail	
LONGLEY David	Independent

Councillor Candidates	Party
LONGMIRE Fred	
MIEGEL Paul	Independent
MURPHY Leanne	
OPITZ Peter	
PALMER Joan	Independent
PHIBBS Paul	
POIDEVIN Gary	
PURTLE Robert	
RHODES Winston	
ROBSON Mick	Independent
SEELIGER Liz	
SEELIGER Peter	
SHIELDS Louise	
SHIELDS Mark	
SMOWTON Lisa	
STARR Lisa	
TAYLOR Gabrielle	Independent
THOMAS Bronwyn	
THOMSON Adam	
WALES Norm	Independent
WATSON Janice	
WEBB James	
WHISSON Stuart	
WHITECHURCH Shaun	
WITHERS Graham	Independent

-  Local Government Boundary
-  Polling Place
-  All Wards PP
-  Ward Boundary
-  Multi Ward or Multi Council PP
-  No Election in September 2017
-  Neighbouring

Georges River Council Local Government Election 2017



 **electoral**
COMMISSION NSW
Polling Places current as at 18 July 2017
© Department Finance, Services & Innovation 2016, 19/04/2016
© PSMA Australia Limited

Election Summary

Poll declared by Saturday, 16 September 2017

Councillor elections, successful candidates

Councillor Name	Party
<i>Blakehurst Ward</i>	
ELMIR Sam	Liberal
GREKAS Sandy	Independent
LANDSBERRY Kathryn	Labor
<i>Hurstville Ward</i>	
BADALATI Vince	Labor
LIU Nancy	Independent
WU Jinying (Christina)	Liberal
<i>Kogarah Bay Ward</i>	
AGIUS Stephen	Liberal
KATRIS Nick	Labor
PAYOR Leesha	Kogarah Residents' Association
<i>Mortdale Ward</i>	
HINDI Con	Liberal
KONJARSKI Lou	Independent
TEGG Warren	Labor
<i>Peakhurst Ward</i>	
GREENE Kevin	Labor
KASTANIAS Rita	Liberal
SYMINGTON Colleen	Labor

Enrolment

Total Electors	95,040
Residential Roll	95,036
Non-residential Roll	4

Participation and Informality

Formal Votes	73,418
Participation Rate	81.47%
Informal Votes	5,273
Total Votes	78,691
Informality Rate	7.62%

Apparent Failure to Vote Notices

Notices Issued	11,996
----------------	--------

Election Costs

Total cost of the Georges River Council 2017 Election
\$619,512

Cost per elector
\$6.52

NSWEC Website

There were 7,370 unique visitors to the Georges River Council election web page.

Returning Officer

Gavin Tennant

Returning Officer's Office

Georges River Returning Officer's Office
Level 2, 2 Belgrave Street
Kogarah NSW 2217

Staffing

Office Assistants	44
Senior Office Assistants	7
Polling Place Managers	38
Deputy Polling Place Managers	23
Declaration Vote Issuing Officers	50
Election Officials	192
Total Staff	354

Polling Places

Pre-poll centres	4
Declared Institutions	20
Election Day Polling Places	39

Pre-poll centre locations

Christ Church Mortdale
Georges River Returning Officer's Office
Hurstville Pre-Poll
Sydney Town Hall

Advertising

Statutory Campaign

The Council requested that the statutory advertisements be placed in the following press:

The Australian Chinese Daily
The Leader

Candidates

Nominations Withdrawn

No councillor nominations were withdrawn.

Names of all candidates

Councillor Candidates

	Party
AGIUS Stephen	Liberal
AGIUS Susana	Liberal
AMBIHAIPAHAR Ashvini	Labor
BADALATI Vince	Labor
BARBI Ray	Independent
BELL Jack	The Greens
BIKHAZI Heshaam	Independent
BIVIANO Joe	Independent
CHALLITA Samira	Liberal
CHAN Janette	Independent
CHAU Mei Mei	Labor
CHRISTO Nicholas	Independent
CLARK Philippa	The Greens
COOKE Mark	Independent
DERWENT Melissa	Kogarah Residents' Association
ELMIR Sam	Liberal
FENG Xu (Tim)	Liberal
FICARRA Veronica	Labor
FOULSTONE Sarina	Labor
FUNG Michael	Independent
GIBSON Belinda	Independent
GREEN Ross	Independent
GREENE Frances	Labor
GREENE Kevin	Labor
GREKAS Sandy	Independent
GRIFFITHS Heather	Liberal
GROSVENOR Dave	Liberal
HINDI Con	Liberal
HO Marcus	Liberal
JIANG Zhen	Independent
KASTANIAS Rita	Liberal
KATRIS Nick	Labor
KONJARSKI Lou	Independent
KOSHAKJI William	Independent
LANDSBERRY Kathryn	Labor
LI Tak	Independent
LIU Nancy	Independent
MAHONEY Peter	The Greens
MANIAS George	Independent
McALEER Greg	Independent
PAWLUKOWSKI Dorothy	Independent
PAYOR Leesha	Kogarah Residents' Association
PUN Leon	Labor
SANGSTER Peter	The Greens
SANSOM Philip	Independent
SHAW Brian	Kogarah Residents' Association
SIN Dominic	Labor
SLEIMAN Robert	Independent
SMERDELY Nick	Liberal

Councillor Candidates

SMITH Fran
STRANGAS Haris
STRATIKOPOULOS Sam
SUTTON Rod
SYMINGTON Colleen
SZALAY Susan
TAYLOR Lila
TEGG Warren
WAGSTAFF Anne
WAGSTAFF Kim
WANG Ben
WANG Gang
WATERS Cathy
WATERS Steven
WEN Wanwen
WONG Chung Yu
WU Jinying (Christina)
WYER Mandy
XIE Stanley
YOUNG Graeme
ZHANG Yue Qi
ZHAO Catherine
ZREIK Allan

Party

Labor
Liberal
Liberal
Labor
Labor
Independent
Independent
Labor
The Greens
The Greens
Independent
Independent
Independent
Independent
Christian Democratic Party (Fred Nile Group)
Independent
Liberal
Independent
Independent
Independent
Liberal
Christian Democratic Party (Fred Nile Group)
Independent

Election Summary

Poll declared by Saturday, 16 September 2017

Councillor elections, successful candidates

Councillor Name	Party
ARMSTRONG Greg	
FLANERY Tony	Independent
HORTON John	Independent
INGRAM Brian	Independent
MANCHESTER Chris	
O'CONNOR Rita	Independent
ROLES Margaret	Independent
STADTMILLER Matthew	Independent
TUCKERMAN Wendy	
WALKER John	
WALLACE Tony	

Enrolment

Total Electors	14,152
Residential Roll	14,145
Non-residential Roll	7

Participation and Informality

Formal Votes	10,823
Participation Rate	82.39%
Informal Votes	984
Total Votes	11,807
Informality Rate	7.10%

Apparent Failure to Vote Notices

Notices Issued	1,758
----------------	-------

Election Costs

Total cost of the Hilltops Council 2017 Election
\$143,088

Cost per elector
\$10.11

NSWEC Website

There were 998 unique visitors to the Hilltops Council election web page.

Returning Officer

Peter Seymour

Returning Officer's Office

Hilltops Returning Officer's Office
71 Lynch Street
Young NSW 2594

Staffing

Office Assistants	10
Senior Office Assistants	6
Polling Place Managers	14
Deputy Polling Place Managers	1
Declaration Vote Issuing Officers	2
Election Officials	22
Total Staff	55

Polling Places

Pre-poll centres	4
Declared Institutions	7
Election Day Polling Places	15

Pre-poll centre locations

Boorowa Council Office
Harden Shire Council Office
Hilltops Returning Officer's Office
Sydney Town Hall

Advertising

Statutory Campaign

The Council requested that the statutory advertisements be placed in the following press:

Boorowa News
Harden-M Express
Hilltops Phoenix
Young Witness

Candidates

Nominations Withdrawn

No councillor nominations were withdrawn.

Names of all candidates

Councillor Candidates	Party
ARMSTRONG Greg	
CORCORAN Chris	
FLANERY Tony	Independent
HOLDING Peter	
HORTON John	Independent
INGRAM Brian	Independent
KINSELA Joe	Independent
LESEBERG Wes	
MACK Tricia	Independent
MANCHESTER Chris	
O'CONNOR Rita	Independent
ROLES Margaret	Independent
RYAN Jack	
SMITH Bruce	Independent

Councillor Candidates

STADTMILLER Matthew

TUCKERMAN Wendy

WALKER John

WALLACE Tony

Party

Independent

Election Summary

Poll declared by Monday, 18 September 2017

Mayoral election, successful candidate

Mayor Name	Party
RUDDOCK Philip	

Councillor elections, successful candidates

Councillor Name	Party
<i>Ward A</i>	
MARR Mick	Labor
TILBURY Nathan	Liberal
WADDELL Warren	Liberal

<i>Ward B</i>	
BROWNE Robert	Liberal
McINTOSH Janelle	Labor
NICITA Joseph	The Greens

<i>Ward C</i>	
DEL GALLEGO Vince	Independent
HEYDE Emma	The Greens
HUTCHENCE Michael	Liberal

Enrolment

Total Electors	99,160
Residential Roll	99,154
Non-residential Roll	6

Participation and Informality

Formal Votes	79,505
Participation Rate	85.29%
Informal Votes	5,492
Total Votes	84,997
Informality Rate	4.45%

Apparent Failure to Vote Notices

Notices Issued	9,616
----------------	-------

Election Costs

Total cost of the The Council of the Shire of Hornsby 2017 Election
\$684,586

Cost per elector
\$6.90

NSWEC Website

There were 8,656 unique visitors to the The Council of the Shire of Hornsby election web page.

Returning Officer

Sue Park

Returning Officer's Office

Hornsby Returning Officer's Office

Level 2, 185 Peats Ferry Road

Hornsby NSW 2077

Staffing

Office Assistants	44
Senior Office Assistants	9
Polling Place Managers	42
Deputy Polling Place Managers	16
Declaration Vote Issuing Officers	44
Election Officials	168
Total Staff	323

Polling Places

Pre-poll centres	4
Declared Institutions	26
Election Day Polling Places	43

Pre-poll centre locations

Castle Hill Pre-Poll

Epping Pre-Poll

Hornsby Returning Officer's Office

Sydney Town Hall

Advertising

Statutory Campaign

The Council requested that the statutory advertisements be placed in the following press:

Bush Telegraph

Hills News

Hills Shire Times

Hornsby Advocate

Monthly Chronicle

Candidates

Nominations Withdrawn

No councillor nominations were withdrawn.

Names of all candidates

Mayoral Candidates	Party
BERMAN Christine	Independent
GALLAGHER Mick	Independent
HEYDE Emma	
McINTOSH Janelle	

Mayoral Candidates

RUDDOCK Philip

Party**Councillor Candidates**

ARMSTRONG Fionnuala

ASH Megan

BERMAN Christine

BERMAN Nick

BIGNOLD John

BLAKE Barbie

BROWNE Robert

CHAPMAN Luke

COX Jerome

DEL GALLEGO Vince

DOMMARAJU Usha

EMERSON Michael

GALLAGHER Mick

GOMPERTZ Katie

HEYDE Emma

HOLLAND Stephen

HUGHES Susan

HUTCHENCE Michael

JORDAN Ethan

JORDAN Jarred

KHALID M

KHOUW Steve

MARCHANT Junior

MARR Mick

McINTOSH Janelle

MENEY Bernadette

MITCHELL David

NICITA Joseph

PURCELL Stacey

QUIGLEY Philip

ROACHE Anthea

SENTINELLA David

SMART Mick

SMILLIE Justine

SMITH Lee

SMITH Mariko

SOOS Warren

SUTTON Craig

TAN Monica

TATTERSALL Lara

TILBURY Nathan

TIMMS Verlaine

TRAINOR Debra

VON BORNEMANN Joe

WADDELL Warren

Party

Independent

The Greens

Independent

Independent

Independent

Liberal

Labor

Liberal

Independent

Liberal

Labor

Independent

Labor

The Greens

Independent

The Greens

Liberal

The Greens

Liberal

The Greens

Labor

Labor

Liberal

Independent

The Greens

The Greens

Labor

Liberal

The Greens

Independent

Labor

Independent

Independent

Labor

Independent

The Greens

Independent

Liberal







Independent

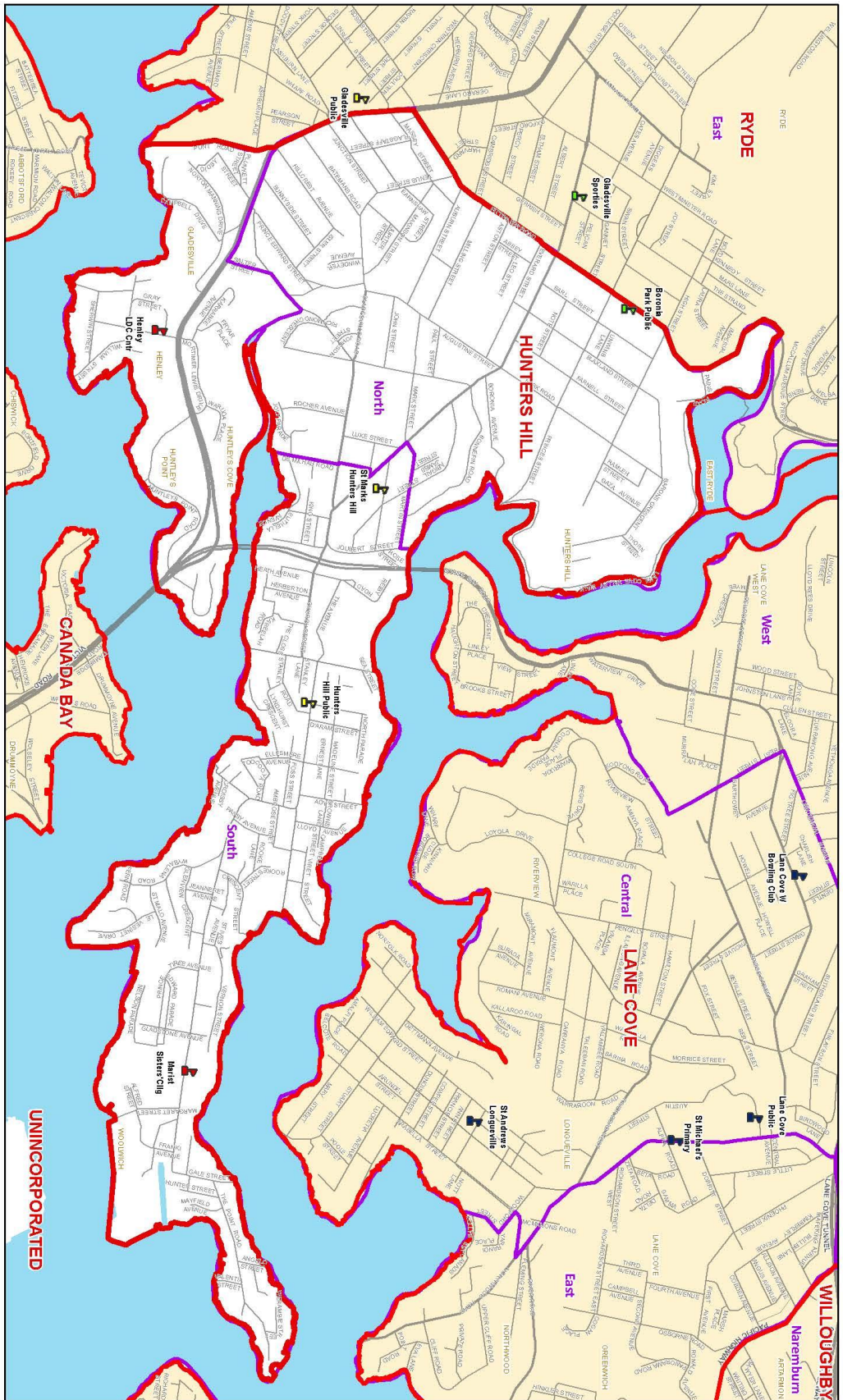
Independent

Labor

Liberal

The Council of the Municipality of Hunter's Hill Report

-  Polling Place
-  Local Government Boundary
-  All Ward PP
-  Ward Boundary
-  Multi Ward or Multi Council PP
-  Neighbouring Polling Places



Hunter's Hill Council Local Government Election 2017



 NSW
 ELECTORAL
 COMMISSION

Polling Places current as at 19 July 2017
 © Department of Finance, Services & Innovation 2016, 15/07/2016
 © PSMA Australia Limited

Election Summary

Poll declared by Saturday, 16 September 2017

Mayoral election, successful candidate

Mayor Name	Party
BENNETT Mark	Independent

Councillor elections, successful candidates

Councillor Name	Party
<i>North Ward</i>	
COLLINS Ben	Liberal
KRASSOI Elizabeth	Independent
WILLIAMS Ross	Independent
<i>South Ward</i>	
McLAUGHLIN Justine	Independent
MILES Zac	Liberal
SANDERSON Jim	Independent

Enrolment

Total Electors	9,976
Residential Roll	9,975
Non-residential Roll	1

Participation and Informality

Formal Votes	7,861
Participation Rate	77.51%
Informal Votes	481
Total Votes	8,342
Informality Rate	8.21%

Apparent Failure to Vote Notices

Notices Issued	1,040
----------------	-------

Election Costs

Total cost of the The Council of the Municipality of Hunter's Hill 2017 Election
\$73,994

Cost per elector
\$7.42

NSWEC Website

There were 416 unique visitors to the The Council of the Municipality of Hunter's Hill election web page.

Returning Officer

Jennifer Dash

Returning Officer's Office

Hunter's Hill Returning Officer's Office
9 Church Street
Hunters Hill NSW 2110

Staffing

Office Assistants	9
Senior Office Assistants	5
Polling Place Managers	7
Deputy Polling Place Managers	0
Declaration Vote Issuing Officers	5
Election Officials	17
Total Staff	43

Polling Places

Pre-poll centres	2
Declared Institutions	6
Election Day Polling Places	8

Pre-poll centre locations

Hunter's Hill Returning Officer's Office
Sydney Town Hall

Advertising

Statutory Campaign

The Council requested that the statutory advertisements be placed in the following press:

Northern District Times
The Weekly Times

Candidates

Nominations Withdrawn

No councillor nominations were withdrawn.

Names of all candidates

Mayoral Candidates	Party
BENNETT Mark	Independent
MILES Zac	
WILLIAMS Ross	Independent

Councillor Candidates	Party
BATSHON Bassam	Independent
BENNETT Mark	Independent
CHESTERFIELD-EVANS Arthur	
COLLINS Ben	Liberal
DAVID Rosalie	Independent
HUNT Sophie	Independent
KRASSOI Elizabeth	Independent








Councillor Candidates

LOW Derek
McCAFFREY Angus
McLAUGHLIN Justine
MESSINA Vince
MILES Zac
PARRY-OKEDEN Justin
SANDERSON Jim
SHEERIN James
VELO Peter
VOULGARIS Alison
WILLIAMS Ross

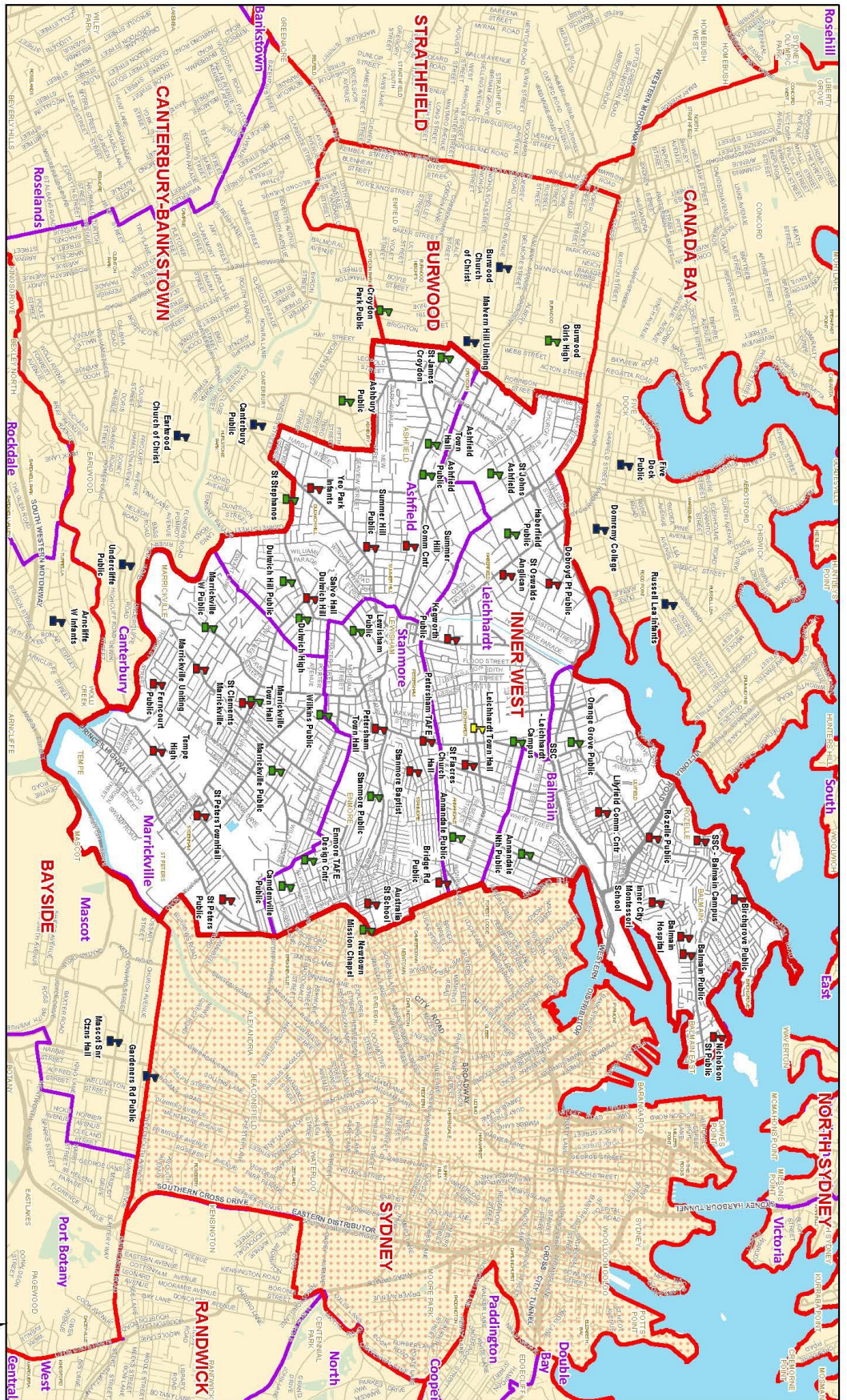
Party

Independent
Independent
Independent
Liberal
Liberal
Liberal
Independent
Liberal
Liberal
Independent
Independent

Inner West Council Report

-  Polling Place
-  Local Government Boundary
-  All Wards PP
-  Ward Boundary
-  Multi Ward or Multi Council PP
-  No Election in September 2017
-  Neighbouring Polling Places

Inner West Council Local Government Election 2017



 **electoral**
COMMISSION NSW
Polling Places current as at 19 July 2017
© Department of Finance, Services & Innovation 2016, 19/04/2016
© SNA Australia Limited

Election Summary

Poll declared by Saturday, 16 September 2017

Councillor elections, successful candidates

Councillor Name	Party
<i>Ashfield Ward</i>	
DRURY Mark	Labor
KIAT Tom	The Greens
PASSAS Julie	Liberal
<i>Balmain Ward</i>	
BYRNE Darcy	Labor
PORTEOUS Rochelle	The Greens
STAMOLIS John	Liberal
<i>Leichhardt Ward</i>	
DA CRUZ Marghanita	The Greens
McKENNA Lucille	Labor
RACITI Vittoria	Liberal
<i>Marrickville Ward</i>	
HESSE Colin	The Greens
ISKANDAR Sam	Labor
MACRI Victor	Independent
<i>Stanmore Ward</i>	
LOCKIE Pauline	Independent
STEER Louise	The Greens
YORK Anna	Labor

Enrolment

Total Electors	130,677
Residential Roll	130,598
Non-residential Roll	79

Participation and Informality

Formal Votes	99,947
Participation Rate	83.61%
Informal Votes	4,216
Total Votes	104,163
Informality Rate	8.05%

Apparent Failure to Vote Notices

Notices Issued	18,664
----------------	--------

Election Costs

Total cost of the Inner West Council 2017 Election
\$898,856

Cost per elector
\$6.88

NSWEC Website

There were 9,335 unique visitors to the Inner West Council election web page.

Returning Officer

Ray Pozzato

Returning Officer's Office

Inner West Returning Officer's Office
373-383 Illawarra Road
Marrickville NSW 2204

Staffing

Office Assistants	38
Senior Office Assistants	10
Polling Place Managers	54
Deputy Polling Place Managers	27
Declaration Vote Issuing Officers	114
Election Officials	234
Total Staff	477

Polling Places

Pre-poll centres	4
Declared Institutions	26
Election Day Polling Places	53

Pre-poll centre locations

Ashfield Service Centre
Inner West Returning Officer's Office
Leichhardt Town Hall
Sydney Town Hall

Advertising

Statutory Campaign

The Council requested that the statutory advertisements be placed in the following press:

Daily Telegraph
Inner West Courier
Inner West Courier - City
Inner West Courier - Inner City
Inner West Courier - Inner West

Candidates

Nominations Withdrawn

No councillor nominations were withdrawn.

Names of all candidates

Councillor Candidates	Party
ANDRADE George	Liberal
ARTISS Suzanne	
BAXTER Duncan	Independent
BRITTAIN Kelly	Independent
BROOKS Tracey	Independent
BYRNE Darcy	Labor
BYRNE Katrina	Independent
CALVERT-KILBURN Michelle	The Greens
CARRIE Thomas	Liberal
CARROLL Shane	Liberal
CUNICH Michelle	Liberal
DA CRUZ Marghanita	The Greens
DICKSON Harry	Liberal
D'ONOFRIO Albert	Liberal
DRURY Mark	Labor
EMSLEY Simon	Labor
FARRY Jonathan	The Greens
FRY-KONTAXIS Leon	Labor
GAROZZO Brigitte	The Greens
GAUDIN Ben	Independent
GILRONAN James	
GIOTIS Chrisanthi	Labor
HACKING Kath	Independent
HAWTHORNE Elise	Independent
HENDERSON Ken	Liberal
HENDERSON Rosemary	Liberal
HENDERSON Simon	
HESSE Colin	The Greens
HINMAN Pip	
HOWARD Mat	Labor
ISKANDAR Sam	Labor
JENSEN Pauline	The Greens
JONES Mercedes	Liberal
KAZMI Syed	Labor
KELLY Linda	Labor
KHACHAN Simone	Liberal
KIAT Tom	The Greens
LEVY Elizabeth	Liberal
LOCKIE Pauline	Independent
LOFTS Alex	Labor
LOZANO John	Independent
MACRI Victor	Independent
MAGEE Fiona	Independent
MAK Melanee	Independent
MANSOUR Cronia	Independent
MANSOUR Morris	Independent
McKENNA Lucille	Labor
MEATES Stephen	Liberal
MOUNTNEY Jason	Independent

Councillor Candidates

PASSAS Julie

PLATE Cassi

PORTEOUS Rochelle

PRICE Susan

PYE Victoria

RACITI Vittoria

RERCERETNAM Marc

ROPER John

SHIELD Robert

STAMOLIS John

STEER Louise

STOKES Emily

THOMPSON Matthew

VAN VUCHT Alex

VIDAKOVICH Blair

WANG Yunmei (Jeanette)

WILLIAMS Madeline

WOODS Chris

YORK Anna

ZAKKOUR Ghassan

ZHANG Wenjie

Party

Liberal

The Greens

The Greens

Independent

Liberal

The Greens

Labor

The Greens

Independent

The Greens

The Greens

The Greens

Labor

The Greens

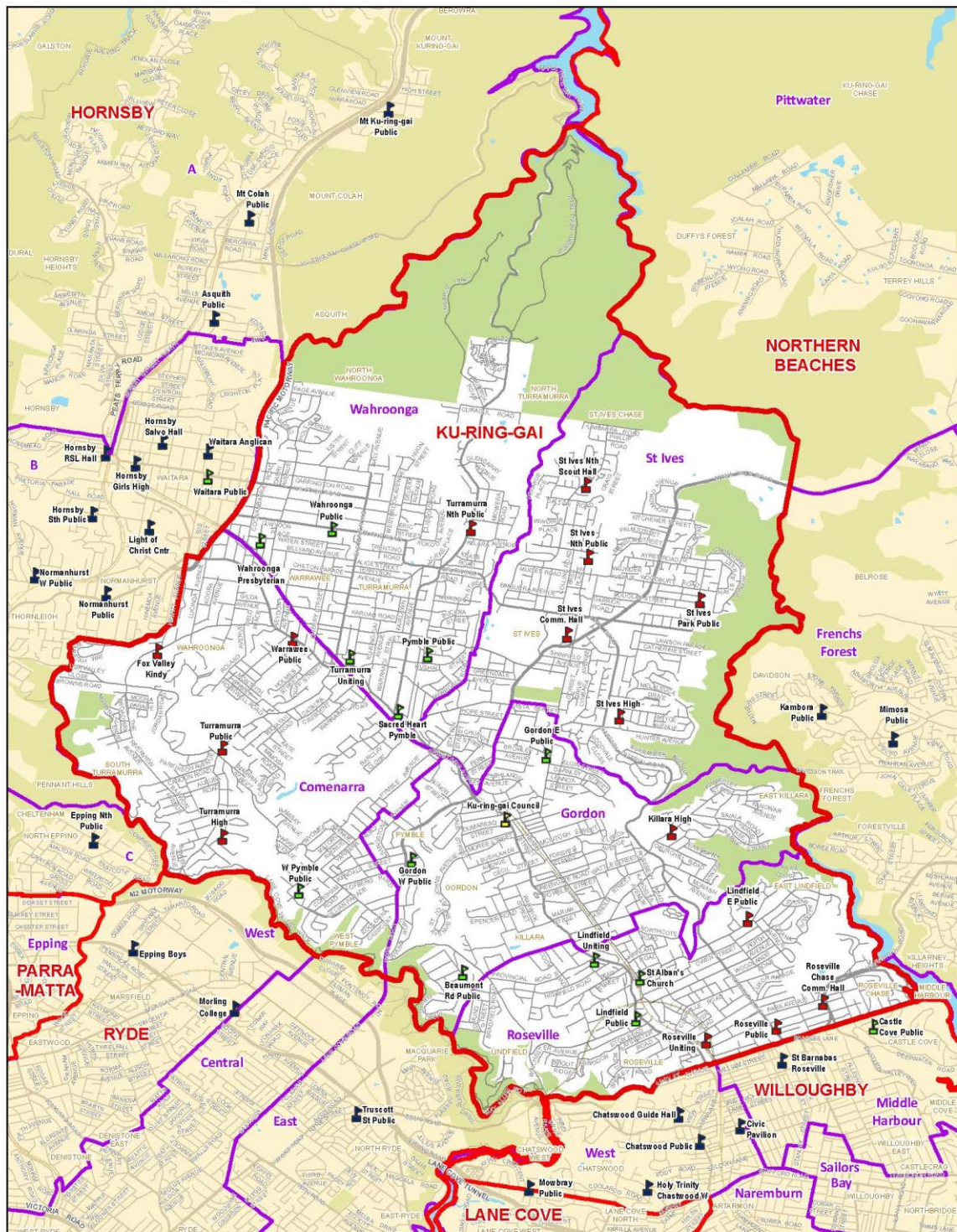
Labor

Labor

Independent


Liberal

Ku-ring-gai Council Report



Ku-ring-gai Council Local Government Election 2017

-  Polling Place
-  All Ward PP
-  Multi Ward or Multi Council PP
-  Local Government Boundary
-  Ward Boundary
-  Neighbouring Polling Places



electoral
commission nsw

Polling Places current as at 18 July 2017

© Department Finance, Services & Innovation 2016, 19/04/2016
© PSMA Australia Limited

Election Summary

Poll declared by Sunday, 17 September 2017

Councillor elections, successful candidates

Councillor Name	Party
<i>Comenarra Ward</i>	
CLARKE Callum	Independent
PETTETT Jeff	Independent
<i>Gordon Ward</i>	
KELLY Peter	Independent
SZATOW Cheryl	Independent
<i>Roseville Ward</i>	
ANDERSON Jennifer	Independent
NGAI Sam	Independent
<i>St Ives Ward</i>	
CITER David	Independent
SMITH Martin	Independent
<i>Wahroonga Ward</i>	
GREENFIELD Donna	Independent
SPENCER Cedric	

Enrolment

Total Electors	82,259
Residential Roll	82,258
Non-residential Roll	1

Participation and Informality

Formal Votes	61,661
Participation Rate	87.51%
Informal Votes	5,285
Total Votes	66,946
Informality Rate	6.52%

Apparent Failure to Vote Notices

Notices Issued	9,569
----------------	-------

Election Costs

Total cost of the Ku-ring-gai Council 2017 Election
\$558,343

Cost per elector
\$6.79

NSWEC Website

There were 9,598 unique visitors to the Ku-ring-gai Council election web page.

Returning Officer

Kerrie Hunter

Returning Officer's Office

Ku-ring-gai Returning Officer's Office

Level 1, 828 Pacific Highway

Gordon NSW 2072

Staffing

Office Assistants	27
Senior Office Assistants	5
Polling Place Managers	30
Deputy Polling Place Managers	19
Declaration Vote Issuing Officers	28
Election Officials	137
Total Staff	246

Polling Places

Pre-poll centres	3
Declared Institutions	21
Election Day Polling Places	31

Pre-poll centre locations

Hornsby Pre-Poll

Ku-ring-gai Returning Officer's Office

Sydney Town Hall

Advertising

Statutory Campaign

The Council requested that the statutory advertisements be placed in the following press:

Hornsby Advocate

North Shore Times

Candidates

Nominations Withdrawn

No councillor nominations were withdrawn.

Names of all candidates

Councillor Candidates	Party
ANDERSON Jennifer	Independent
ARMSTRONG David	Independent
BAKKER Nick	Independent
BERLIOZ Christiane	Independent
BERTRAM Liesel	Independent
BONNEFIN Kym	Independent
CITER David	Independent
CLARKE Callum	Independent
COOK Greg	

Councillor Candidates	Party
COOK Maria	
CRONLY John	Independent
DUNCOMBE Rakesh	Independent
GREENFIELD Donna	Independent
GUPTE Jayamala	Independent
HEPBURN John	Independent
HICKS Vanessa	Independent
HOUSTON Owen	Independent
KAY Christine	Independent
KELLY Peter	Independent
MATHESON Anne	Independent
MITCHELL Tony	Independent
NGAI Sam	Independent
PANG Tony	
PETTETT Jeff	Independent
SHEA Chiming	Independent
SMITH Martin	Independent
SMITH Tanya	Independent
SPENCER Cedric	
SZATOW Cheryl	Independent
TURK Geoff	Independent
WARD Catherine	Independent
WHYMPER-WILLIAMS Jacqui	Independent
WINDERBAUM Richard	Independent
ZHAO Donny	Independent

Election Summary

Poll declared by Saturday, 16 September 2017

Councillor elections, successful candidates

Councillor Name	Party
<i>Central Ward</i>	
BRENT Karola	Independent
HUTCHENS Deborah	Liberal
MORRIS Katherine	Independent
<i>East Ward</i>	
BROOKS-HORN David	Liberal
PALMER Pam	Independent
VISSEL Frances	Independent
<i>West Ward</i>	
BENNISON Scott	Liberal
STRASSBERG Daniel	Independent
ZBIK Andrew	Labor

Enrolment

Total Electors	24,320
Residential Roll	24,315
Non-residential Roll	5

Participation and Informality

Formal Votes	18,867
Participation Rate	82.07%
Informal Votes	845
Total Votes	19,712
Informality Rate	3.45%

Apparent Failure to Vote Notices

Notices Issued	3,167
----------------	-------

Election Costs

Total cost of the Lane Cove Municipal Council 2017 Election
\$191,678

Cost per elector
\$7.88

NSWEC Website

There were 2,983 unique visitors to the Lane Cove Municipal Council election web page.

Returning Officer

Sue Davis

Returning Officer's Office

Lane Cove Returning Officer's Office
Lane Cove Council, 48 Longueville Road
Lane Cove NSW 2066

Staffing

Office Assistants	12
Senior Office Assistants	4
Polling Place Managers	10
Deputy Polling Place Managers	4
Declaration Vote Issuing Officers	12
Election Officials	39
Total Staff	81

Polling Places

Pre-poll centres	2
Declared Institutions	6
Election Day Polling Places	11

Pre-poll centre locations

Lane Cove Returning Officer's Office
Sydney Town Hall

Advertising

Statutory Campaign

The Council requested that the statutory advertisements be placed in the following press:

North Shore Times

Candidates

Nominations Withdrawn

No councillor nominations were withdrawn.

Names of all candidates

Councillor Candidates	Party
ABEL Christine	Independent
ARMATI Michael	Independent
BENNESS Christopher	Independent
BENNISON Scott	Liberal
BRENT Karola	Independent
BROOKS-HORN David	Liberal
DEANE Bronwyn	Labor
DRINIAS Nicholas	Independent
DU Lyn	Independent
ENRIGHT Wayne	Labor
GOLD Marc	Liberal
HARGRAVE Paul	Independent
HILL Deborah	Independent
HUTCHENS Deborah	Liberal

Councillor Candidates

JOHANNSEN Jon

JUBIAN Anita

McELVENNY Robyn

MEGERDICHIAN Ruben

MORRIS Katherine

MORT Katherine

NASIR Lyn

PALMER Pam

PATEY Justin

PATNI Gaurav

PERNA Alex

PRICE Liz

ROENFELDT David

SMITH Malcolm

SPENCER Lynne

STRASSBERG Daniel

TUDGE Rod

VISSEL Frances

WILKINSON-DUNCAN Lynne

XU Zan Xia (Judy)

ZBIK Andrew

Party

Independent

Independent

Independent

Independent

Independent

Liberal

Labor

Independent

Liberal

Liberal

Labor

Independent

Labor

Liberal

Independent

Independent

Independent

Independent

Liberal

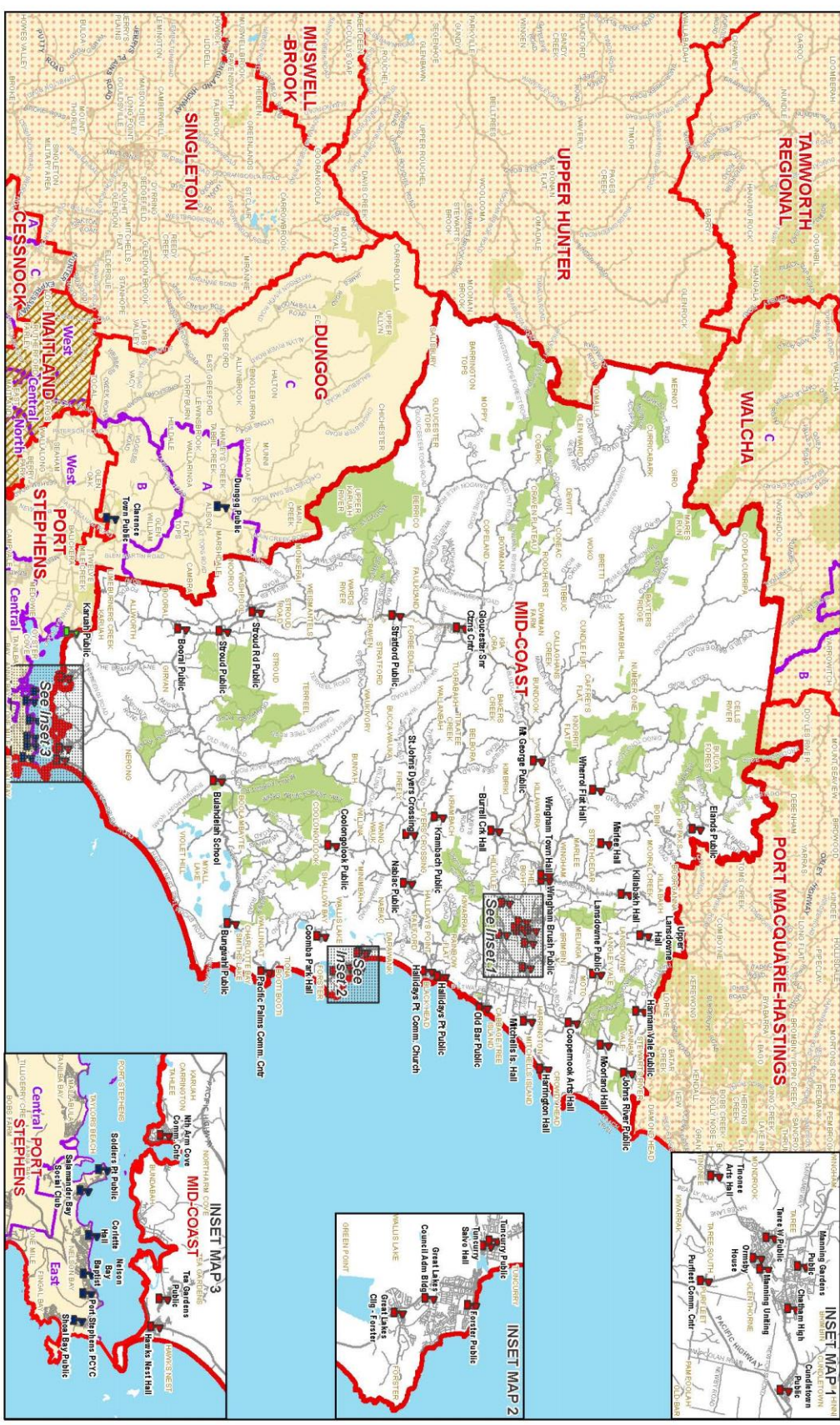
Independent

Labor

Mid-Coast Council Report

Mid-Coast Council
Local Government Election 2017

-  Polling Place
-  Local Government Boundary
-  Multi Ward or Multi Council PP
-  Ward Boundary
-  No Election in September 2017
-  Council Administering their own Election (CAE)



electoral
COMMISSION NSW

© Department Financial Services & Innovation 2016, 19/04/2016
© PSi/Australian Limited

Polling Places current as at: 16 July 2017

Election Summary

Poll declared by Monday, 18 September 2017

Councillor elections, successful candidates

Councillor Name	Party
BELL Kathryn	Independent
CHRISTENSEN Brad	
EPOV Peter	Independent
FOWLER Troy	Liberal
HUTCHINSON Karen	Independent
KEEGAN David	Country Labor
McWILLIAMS Jan	Independent
PONTIN Claire	Country Labor
ROBERTS Len	
SMITH Katheryn	Independent
WEST David	Independent

Enrolment

Total Electors	72,723
Residential Roll	72,693
Non-residential Roll	30

Participation and Informality

Formal Votes	55,786
Participation Rate	82.63%
Informal Votes	4,689
Total Votes	60,475
Informality Rate	5.14%

Apparent Failure to Vote Notices

Notices Issued	8,809
----------------	-------

Election Costs

Total cost of the Mid-Coast Council 2017 Election
\$527,516

Cost per elector
\$7.25

NSWEC Website

There were 2,983 unique visitors to the Mid-Coast Council election web page.

Returning Officer

Greg Cousins

Returning Officer's Office

Mid-Coast Returning Officer's Office
Stocklands, Shop 16, 3-17 Breese Parade
Forster NSW 2428

Staffing

Office Assistants	34
Senior Office Assistants	7
Polling Place Managers	49
Deputy Polling Place Managers	3
Declaration Vote Issuing Officers	13
Election Officials	94
Total Staff	200

Polling Places

Pre-poll centres	5
Declared Institutions	22
Election Day Polling Places	50

Pre-poll centre locations

Gloucester Pre-Poll
Manning Uniting Church
Mid-Coast Returning Officer's Office
Raymond Terrace Pre-Poll
Sydney Town Hall

Advertising

Statutory Campaign

The Council requested that the statutory advertisements be placed in the following press:

Gloucester Advocate
Great Lakes Advocate
Manning River Times
Myall Coast NOTA
Wingham Chronicle

Candidates

Nominations Withdrawn

No councillor nominations were withdrawn.

Names of all candidates

Councillor Candidates	Party
ANDERSON Kerry	Independent
ASHTON Jenny	Independent
BAKER Arthur	
BALLARD Donna	
BARRATT Mark	
BELL Kathryn	Independent
BOLTE Peter	
CAHILL Monique	Independent
CARRUTHERS Stewart	Independent
CHAPMAN Arthur	Independent
CHRISTENSEN Brad	
COLLINS Louise	Country Labor

Councillor Candidates	Party
COWAN Kerry-Anne	Independent
CRAIG Ronald	
CRAMPTON Frances	Independent
CROWTHER Joshua	
DALRYMPLE-HUTCHINSON Chloe	Independent
DAVIS Ian (Elvis)	
DOBELL-BROWN Pene	Independent
EPOV Peter	Independent
FLETCHER Lance	Independent
FOWLER Troy	Liberal
GALVIN Bob	Independent
GARDNER Russell	Independent
GERAGHTY Paul	Liberal
HOARE Cliff	
HOOKE James	Independent
HUTCHINSON Karen	Independent
INGLE Ron	Independent
JENKINS Robyn	Independent
JONES George	Liberal
KEEGAN David	Country Labor
KEEGAN Mydie	Independent
KIELY Sandy	Independent
LOFTUS Eddie	Independent
MAHARAJ Nawal	Independent
MAREN Peter	Liberal
McCASKIE Carol	Independent
McLEAN Timothy	Independent
McLENNAN Ian	Independent
McWILLIAMS Jan	Independent
MICHAEL Jenny	Independent
MORWITCH Jim	Independent
MOTUM Malcolm	Independent
MOY Stephen	
MURRAY Paul	Independent
PATCH Dan	Independent
PETERS Jim	Liberal
PONTIN Claire	Country Labor
POOLE David	Independent
RANKIN Peter	Independent
ROBERTS Len	
ROBINSON Graham	Country Labor
ROSENBAUM John	Independent
RYAN Jason	Independent
SANDILANDS Paul	Independent
SMITH Katheryn	Independent
STANI Christine	Independent
SUMMERS Tony	Independent
TEMPLE Aaron	
TINDALL Gaye	Country Labor
VAN DRUNEN Paul	Independent

Councillor Candidates

WALKER Susan

WEATE John

WELSH Alacoque

WEST David

WHEELER Fred

WILSON George

WILSON Sharon

PartyIndependent
Country Labor

Independent

Liberal

Independent

Independent

Mosman Municipal Council Report



Mosman Council

Local Government Election 2017

- Polling Place
- Multi Ward or Multi Council PP
- Local Government Boundary
- Ward Boundary
- Neighbouring Polling Places



Polling Places current as at: 18 July 2017
 © Department Finance, Services & Innovation 2016, 19/04/2016
 © PSMA Australia Limited

Election Summary

Poll declared by Saturday, 16 September 2017

Mayoral election, successful candidate

Mayor Name	Party
CORRIGAN Carolyn	

Councillor elections, successful candidates

Councillor Name	Party
BENDALL Roy	Residents For Mosman
COOK David	Serving Mosman
MENZIES Simon	Independent
MOLINE Libby	Independent
SHERLOCK Tom	Serving Mosman
WILLOUGHBY Jacqui	Residents For Mosman

Enrolment

Total Electors	20,878
Residential Roll	20,875
Non-residential Roll	3

Participation and Informality

Formal Votes	14,800
Participation Rate	82.8%
Informal Votes	1,054
Total Votes	15,854
Informality Rate	6.70%

Apparent Failure to Vote Notices

Notices Issued	3,521
----------------	-------

Election Costs

Total cost of the Mosman Municipal Council 2017 Election
\$171,460

Cost per elector
\$8.21

NSWEC Website

There were 2,857 unique visitors to the Mosman Municipal Council election web page.

Returning Officer

Ron Krueger

Returning Officer's Office

Mosman Returning Officer's Office
4 Bond Street
Mosman NSW 2088

Staffing

Office Assistants	18
Senior Office Assistants	4
Polling Place Managers	7
Deputy Polling Place Managers	2
Declaration Vote Issuing Officers	13
Election Officials	35
Total Staff	79

Polling Places

Pre-poll centres	2
Declared Institutions	6
Election Day Polling Places	8

Pre-poll centre locations

Mosman Returning Officer's Office
Sydney Town Hall

Advertising

Statutory Campaign

The Council requested that the statutory advertisements be placed in the following press:

Mosman Daily

Candidates

Nominations Withdrawn

No councillor nominations were withdrawn.

Names of all candidates

Mayoral Candidates	Party
BENDALL Roy	
CORRIGAN Carolyn	
MENZIES Simon	Independent
MOLINE Libby	Independent

Councillor Candidates	Party
ADLAM Warwick	Independent
BENDALL Roy	Residents For Mosman
BLUNDEN Kate	Independent
COOK David	Serving Mosman
CORRIGAN Carolyn	Serving Mosman
ELSEGOOD Lynette	Residents For Mosman
HUGHSON Nicola	Serving Mosman
MENZIES Simon	Independent
MOLINE Libby	Independent
O'HALLORAN Stephen	Independent
OSWALD Heather	Serving Mosman
SHERLOCK Tom	Serving Mosman
STEVENS Samantha	Independent








Councillor Candidates

VINCENT Jane
WILLOUGHBY Jacqui
WOODS Susan

Party

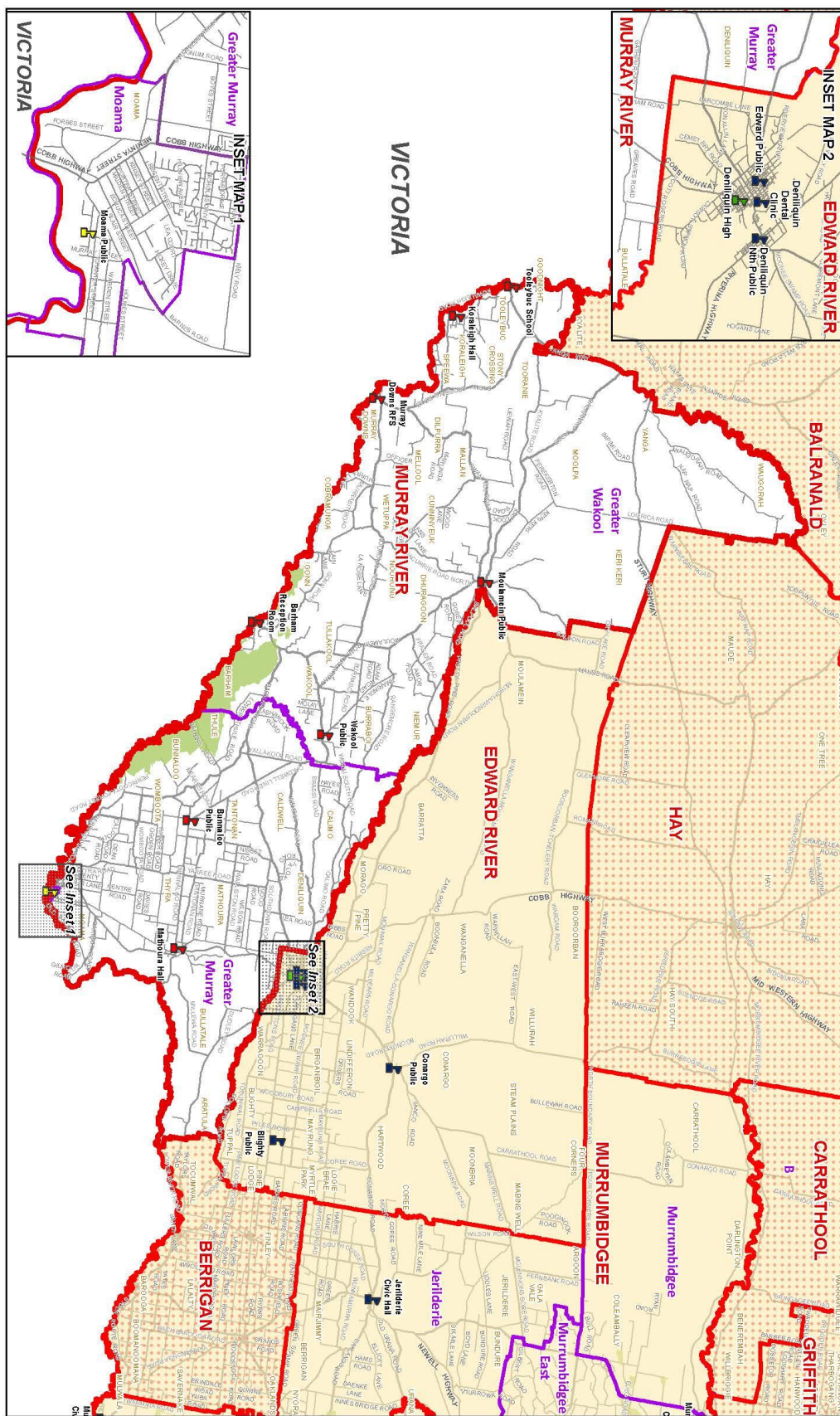
Independent
Residents For Mosman
Residents For Mosman

Murray River Council Report

-  Polling Place
-  Local Government Boundary
-  All Wards PP
-  Ward Boundary
-  Multi Ward or Multi Council PP
-  No Election in September 2017
-  Neighbouring Polling Places

Murray River Council Local Government Election 2017


 NSW
 ELECTORAL
 COMMISSION
 Polling Places current as at 19 July 2017
 © Department of Internal Services & Innovation 2016, 19/04/2016
 © SNA Media Pty Ltd



Election Summary

Poll declared by Thursday, 14 September 2017

Councillor elections, successful candidates

Councillor Name	Party
<i>Greater Murray Ward</i>	
AQUINO Tony	Independent
WEYRICH Thomas	Independent
WISE Geoff	
 <i>Greater Wakool Ward</i>	
CROWE Ann	
GOREY Neil	
MATHERS Alan	Independent
 <i>Moama Ward</i>	
BILKEY Chris	Independent
CAMPBELL Gen	Independent
COHEN Nicole	Independent

Enrolment

Total Electors	7,865
Residential Roll	7,858
Non-residential Roll	7

Participation and Informality

Formal Votes	5,777
Participation Rate	83.43%
Informal Votes	244
Total Votes	6,021
Informality Rate	8.33%

Apparent Failure to Vote Notices

Notices Issued	1,358
----------------	-------

Election Costs

Total cost of the Murray River Council 2017 Election
\$87,209

Cost per elector
\$11.09

NSWEC Website

There were 542 unique visitors to the Murray River Council election web page.

Returning Officer

Mardi Messer

Returning Officer's Office

Murray River Returning Officer's Office

35 Mellool Street
Barham NSW 2732

Staffing

Office Assistants	6
Senior Office Assistants	5
Polling Place Managers	10
Deputy Polling Place Managers	1
Declaration Vote Issuing Officers	2
Election Officials	15
Total Staff	39

Polling Places

Pre-poll centres	5
Declared Institutions	5
Election Day Polling Places	11

Pre-poll centre locations

Murray River Council Office
Murray River Returning Officer's Office
Sydney Town Hall

Advertising

Statutory Campaign

The Council requested that the statutory advertisements be placed in the following press:

Barham Bridge
Pastoral Times Denilquin
Riverina Herald (Echuca)
The Gannawarra Times
The Guardian (Swan Hill)

Candidates

Nominations Withdrawn

No councillor nominations were withdrawn.

Names of all candidates

Councillor Candidates	Party
AQUINO Tony	Independent
BILKEY Chris	Independent
CAMPBELL Gen	Independent
COHEN Nicole	Independent
CROWE Ann	
DARTNELL Christine	
GOREY Neil	
MACKENZIE Geoff	Independent
MATHERS Alan	Independent
O'BRIEN Katherine	
POCKLINGTON John	

Councillor Candidates

STENHOUSE Nicole

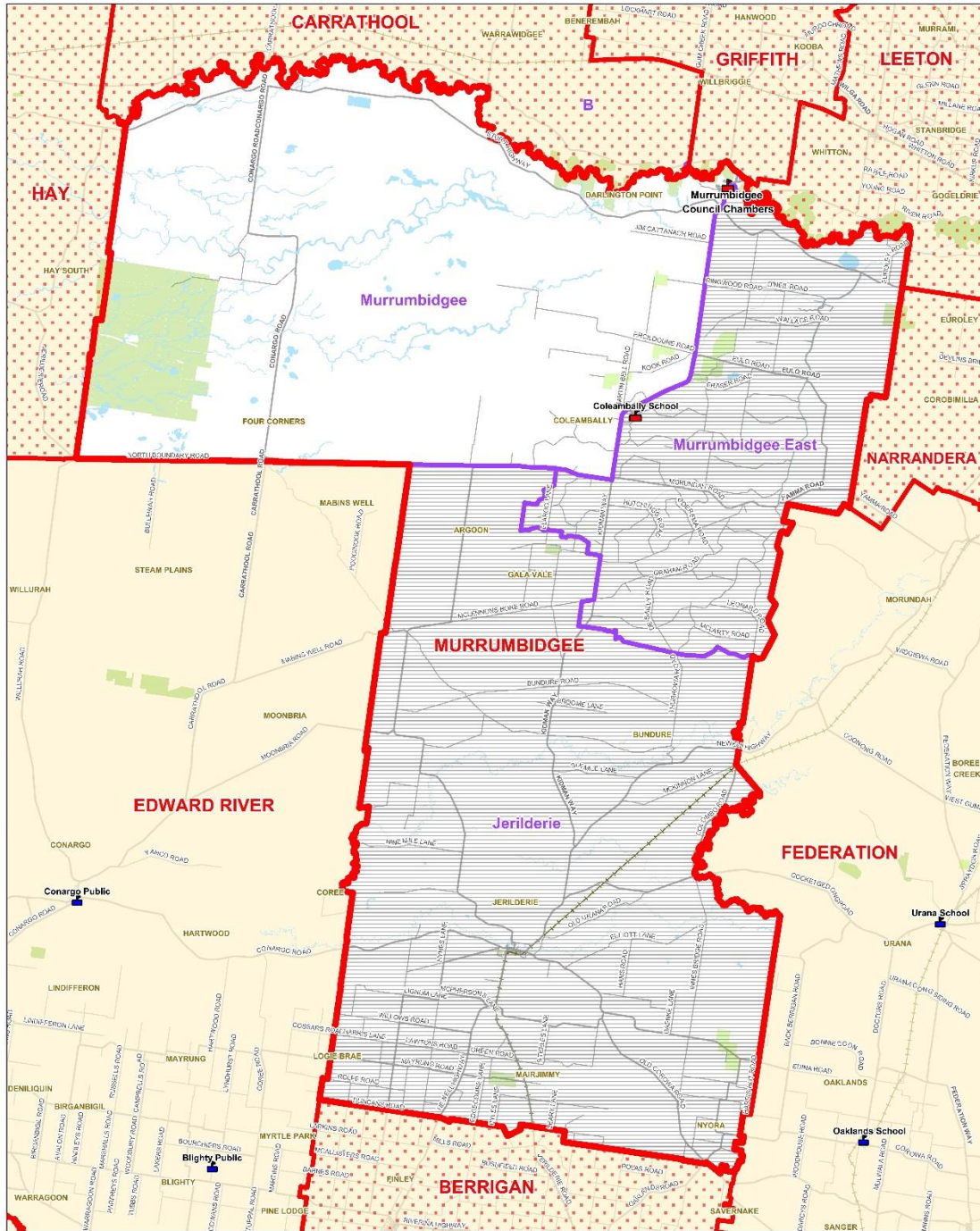
WEYRICH Thomas

WISE Geoff

Party

Independent

Murrumbidgee Council Report



Murrumbidgee Council Local Government Election 2017

- Polling Place
- Neighbouring Polling Places
- Local Government Boundary
- Ward Boundary
- No Election in September 2017
- Election Uncontested


 Polling Places current as at: 18 August 2017

Election Summary

Poll declared by Wednesday, 13 September 2017

Councillor elections, successful candidates

Councillor Name	Party
<i>Jerilderie Ward</i>	
BRYCE Faith	Independent
McRAE Ruth	Independent
SMITH Angelina (Gaila)	Independent
<i>Murrumbidgee East Ward</i>	
BLACK Robert	Independent
CHIRGWIN Christine	Independent
EVANS Austin	
<i>Murrumbidgee Ward</i>	
CURPHEY Robert	Independent
GILBERT Gavin	Independent
WELLS Phillip	Independent

Enrolment

Total Electors	2,732
Residential Roll	2,732
Non-residential Roll	0

Participation and Informality

Formal Votes	586
Participation Rate	85.72%
Informal Votes	16
Total Votes	602
Informality Rate	6.46%

Apparent Failure to Vote Notices

Notices Issued	221
----------------	-----

Election Costs

Total cost of the Murrumbidgee Council 2017 Election
\$19,530

Cost per elector
\$21.16

NSWEC Website

There were 85 unique visitors to the Murrumbidgee Council election web page.

Returning Officer

Jan Mitchell

Returning Officer's Office

Murrumbidgee Returning Officer's Office
CWA Hall, 37-39 Carrington Street
Darlington Point NSW 2706

Staffing

Office Assistants	4
Senior Office Assistants	6
Polling Place Managers	2
Deputy Polling Place Managers	0
Declaration Vote Issuing Officers	1
Election Officials	3
Total Staff	16

Polling Places

Pre-poll centres	3
Declared Institutions	2
Election Day Polling Places	3

Pre-poll centre locations

Murrumbidgee Returning Officer's Office
Murrumbidgee Shire Council, Coleambally Office
Sydney Town Hall

Advertising

Statutory Campaign

The Council requested that the statutory advertisements be placed in the following press:

Coly Point Observer
Southern Riverina News









Candidates

Nominations Withdrawn

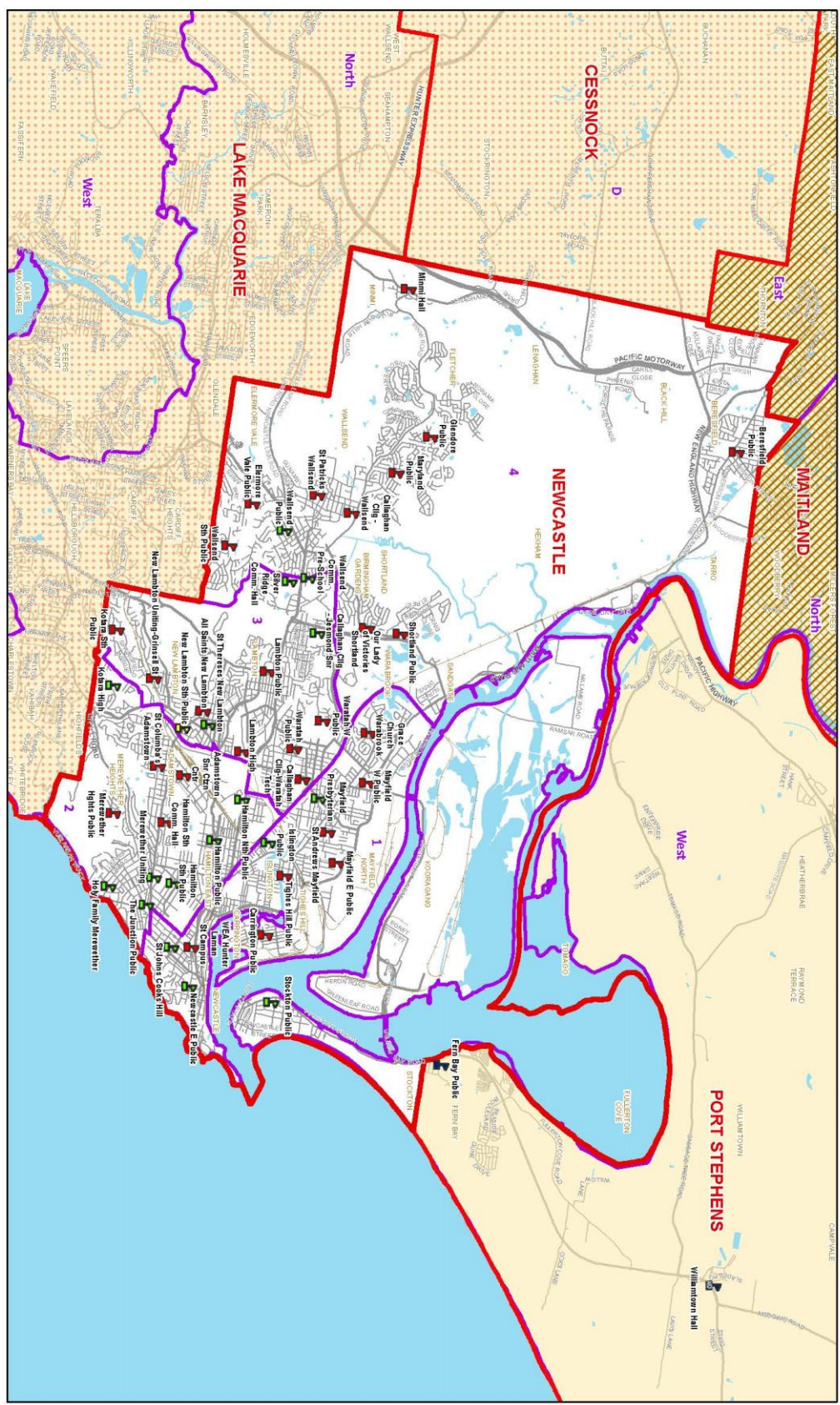
No councillor nominations were withdrawn.

Names of all candidates

Councillor Candidates	Party
BEAUMONT Gordon	Independent
BLACK Robert	Independent
BRYCE Faith	Independent
CHIRGWIN Christine	Independent
CURPHEY Robert	Independent
EVANS Austin	
GILBERT Gavin	Independent
GOODSALL Paul	Independent
McRAE Ruth	Independent
SMITH Angelina (Gaila)	Independent
STRACHAN Allan	Independent
WELLS Phillip	Independent

-  All Ward PP
-  Local Government Boundary
-  Polling Place Boundary
-  Ward Boundary
-  Multi Ward or Multi Council PP
-  No Election in September 2017
-  Neighbouring Polling Places
-  Council Administering their own Election (CAE)

City of Newcastle Council Local Government Election 2017




 COMMISSIONER NSW
 Polling Places Current as at 18 July 2017
 © Department Finance, Services & Innovation 2016, 13/04/2016
 P/S/SH/Australian Limited

Election Summary

Poll declared by Sunday, 17 September 2017

Mayoral election, successful candidate

Mayor Name	Party
NELMES Nuatali	

Councillor elections, successful candidates

Councillor Name	Party
<i>Ward 1</i>	
CHURCH John	Independent
MACKENZIE John	The Greens
WHITE Emma	Labor
<i>Ward 2</i>	
DUNCAN Carol	Labor
ELLIOTT Kath	Independent
LUKE Brad	Liberal
<i>Ward 3</i>	
BAARTZ Peta	Labor
CLAUSEN Declan	Labor
RUFO Andrea	Independent
<i>Ward 4</i>	
BYRNE Matthew	Labor
DUNN Jason	Labor
ROBINSON Allan	Independent

Enrolment

Total Electors	117,784
Residential Roll	117,774
Non-residential Roll	10

Participation and Informality

Formal Votes	89,771
Participation Rate	83.62%
Informal Votes	5,720
Total Votes	95,491
Informality Rate	5.77%

Apparent Failure to Vote Notices

Notices Issued	15,895
----------------	--------

Election Costs

Total cost of the Newcastle City Council 2017 Election
\$754,563

Cost per elector

\$6.41

NSWEC Website

There were 19,844 unique visitors to the Newcastle City Council election web page.

Returning Officer

Heather Kelsey

Returning Officer's Office

Newcastle Returning Officer's Office

473 Hunter Street

Newcastle NSW 2300

Staffing

Office Assistants	152
Senior Office Assistants	6
Polling Place Managers	47
Deputy Polling Place Managers	18
Declaration Vote Issuing Officers	52
Election Officials	199
Total Staff	474

Polling Places

Pre-poll centres	3
Declared Institutions	25
Election Day Polling Places	48

Pre-poll centre locations

Newcastle Returning Officer's Office

Sydney Town Hall

Wallsend Pioneers Club

Advertising

Statutory Campaign

The Council requested that the statutory advertisements be placed in the following press:

Newcastle Herald

Candidates

Nominations Withdrawn

No councillor nominations were withdrawn.

Names of all candidates

Mayoral Candidates	Party
BROWN Ron	Independent
COMPTON David	
DOYLE Therese	
ELLIOTT Kath	Independent
HOLDING Rod	Independent
NELMES Nuatali	
O'BRIEN Steve	

Councillor Candidates

ASHBY Samantha
ASPINALL Craig
AUSTIN Bruce
AWAN Aesha
BAARTZ Peta
BANNISTER Marion
BARDAKOS Maria
BAREHAM Nevenka
BARRIE Jenny
BROWN Danielle
BROWN Ron
BUTLER Garry
BYRNE Matthew
CHURCH John
CLAUSEN Declan
COLLARD Daniel
COMPTON David
CORDINGLEY Frank
CRAIK Warren
DEDMAN Gayle
DEWSON Ben
DONOGHUE Lucy
DOYLE Therese
DUNCAN Carol
DUNN Jason
EDWARDS Maree
ELLIOTT Kath
ERRINGTON Nathan
EVES Hannah
FRANCIS-COAN Sinead
GROVES James
HARRIS Don
HODGES Colleen
HORKAN David
ISHERWOOD Siobhan
JOHNSON Phill
LEVICK Thomas
LUKE Brad
MACKENZIE John
MANITTA Jo
McBAIN Veronica
MOON Aarin
MORROW Paula
NASSER Hanan
NISZCZOT Brent
O'BRIEN Steve
POSNIAK Stephanie
POTTS Darren
RABBITT Mike

Party

Socialist Alliance
Independent
Independent
The Greens
Labor
The Greens
Independent
The Greens
Liberal
Liberal
Independent
Independent
Labor
Independent
Labor
Liberal
Liberal
Independent
Labor
Labor
Socialist Alliance
Independent
The Greens
The Greens
Labor
Labor
Labor
Independent
Independent
Liberal
The Greens
Independent
Liberal
Liberal
The Greens
The Greens
Labor
The Greens
Liberal
Independent
Labor
The Greens
Liberal
Independent
Socialist Alliance
Labor
Labor
Independent







Councillor Candidates

ROBINSON Allan
RUFO Andrea
RUFO Gianni
STRONACH Lachlan
SUMMERS Gillian
WATERHOUSE Sharon
WHITE Emma
WHITTALL Graham
WILKINS Mike
WRIGHT Taylor

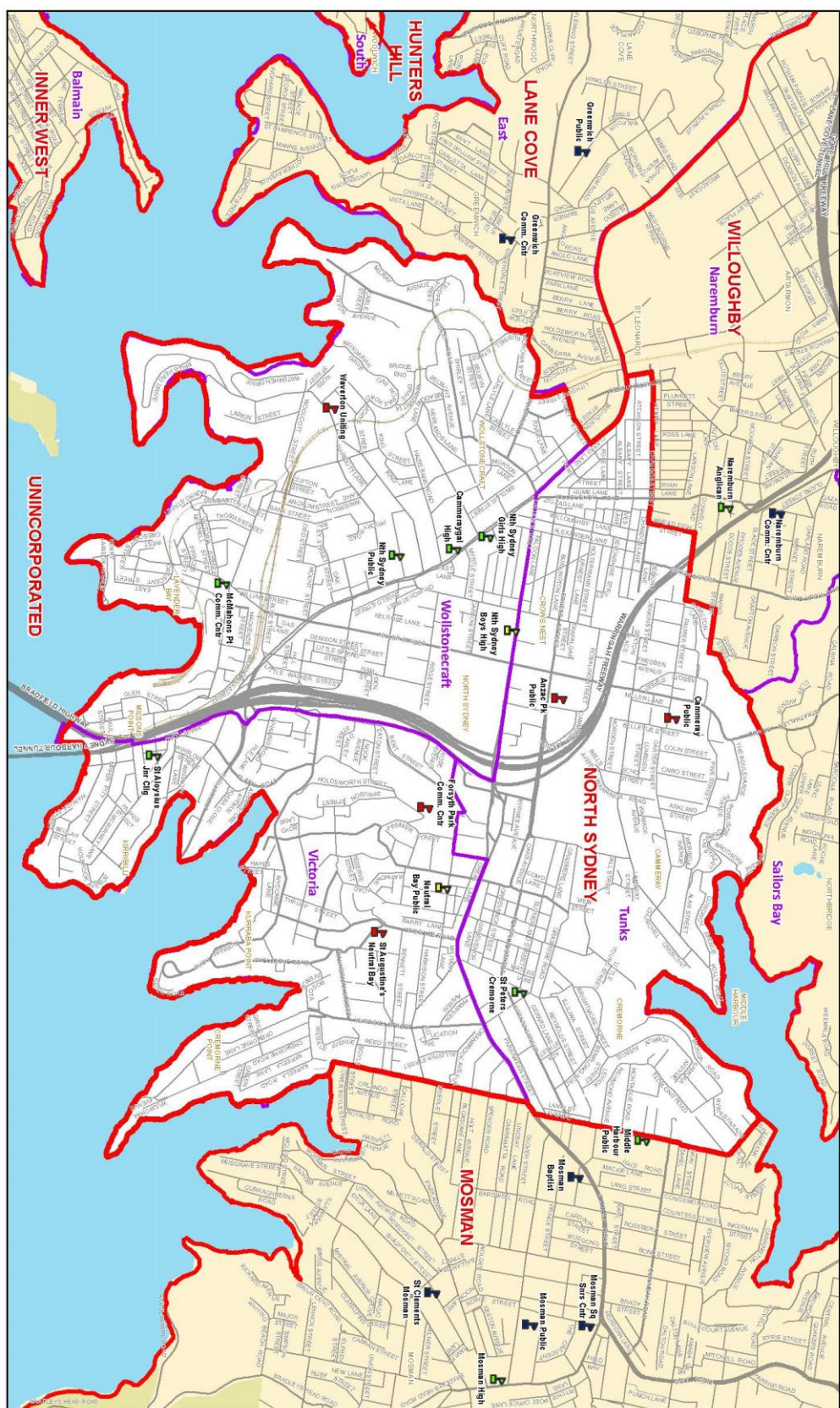
Party

Independent
Independent
Independent
Liberal
Independent
Liberal
Labor
The Greens
Independent
Liberal

North Sydney Council Report

-  Polling Place Boundary
-  Local Government Boundary
-  All Ward PP Boundary
-  Ward Boundary
-  Multi Ward or Multi Council PP
-  Neighbouring Polling Places

North Sydney Council Local Government Election 2017





 NSW Electoral Commission

 Polling Places current as at 18 July 2017

 © Department Finance, Services & Innovation 2016, 18/04/2016

 © PSMA Australia Limited

Election Summary

Poll declared by Sunday, 17 September 2017

Mayoral election, successful candidate

Mayor Name	Party
GIBSON Jilly	Independent

Councillor elections, successful candidates

Councillor Name	Party
<i>Tunks Ward</i>	
BARBOUR Stephen	Independent
CARR Tony	Independent
DRUMMOND Alanya	Independent
<i>Victoria Ward</i>	
BEREGI Maryann	Independent
BRODIE Kathy	Independent
KEEN Jessica	Independent
<i>Wollstonecraft Ward</i>	
BAKER Zoe	Independent
GUNNING Samuel	Independent
MUTTON Ian	Liberal Democrats

Enrolment

Total Electors	47,379
Residential Roll	47,368
Non-residential Roll	11

Participation and Informality

Formal Votes	31,383
Participation Rate	79.71%
Informal Votes	3,041
Total Votes	34,424
Informality Rate	4.05%

Apparent Failure to Vote Notices

Notices Issued	9,252
----------------	-------

Election Costs

Total cost of the North Sydney Council 2017 Election
\$371,160

Cost per elector
\$7.83

NSWEC Website

There were 8,479 unique visitors to the North Sydney Council election web page.

Returning Officer

Sue Michie

Returning Officer's Office

North Sydney Returning Officer's Office

Level 3, 1 James Place

North Sydney NSW 2060

Staffing

Office Assistants	25
Senior Office Assistants	5
Polling Place Managers	16
Deputy Polling Place Managers	6
Declaration Vote Issuing Officers	42
Election Officials	76
Total Staff	170

Polling Places

Pre-poll centres	2
Declared Institutions	5
Election Day Polling Places	17

Pre-poll centre locations

North Sydney Returning Officer's Office

Sydney Town Hall

Advertising

Statutory Campaign

The Council requested that the statutory advertisements be placed in the following press:

Mosman Daily

Candidates

Nominations Withdrawn

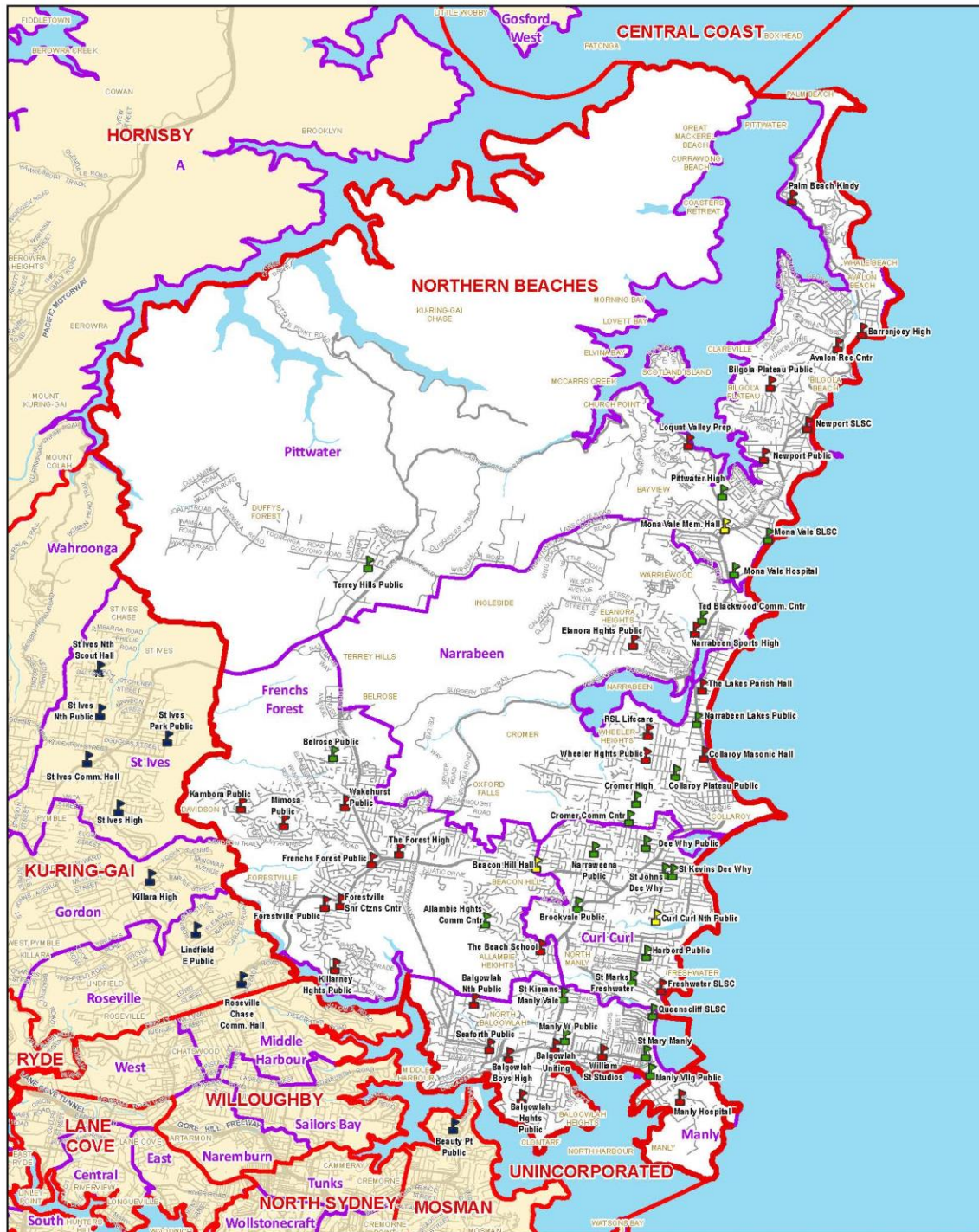
No councillor nominations were withdrawn.

Names of all candidates

Mayoral Candidates	Party
BAKER Zoe	Independent
GIBSON Jilly	Independent
KEEN Jessica	Independent
KONG Michael	

Councillor Candidates	Party
BAKER Zoe	Independent
BARBOUR Stephen	Independent
BEREGI Maryann	Independent
BIRCH Will	Liberal Democrats

Northern Beaches Council Report



Northern Beaches Council Local Government Election 2017

-  Local Government Boundary
-  Ward Boundary
-  Polling Place
-  All Wards PP
-  Multi Ward or Multi Council PP
-  Neighbouring Polling Places



© Department Finance, Services & Innovation 2016, 19/04/2016
© PSMA Australia Limited

Election Summary

Poll declared by Sunday, 17 September 2017

Councillor elections, successful candidates

Councillor Name	Party
<i>Curl Curl Ward</i>	
REGAN Michael	Your Northern Beaches Independent Team
WALTON David	Liberal
WARREN Natalie	The Greens
<i>Frenchs Forest Ward</i>	
HARRISON Roslyn	Your Northern Beaches Independent Team
PHILPOTT Penny	Your Northern Beaches Independent Team
SPROTT Stuart	Liberal
<i>Manly Ward</i>	
BINGHAM Candy	Good For Manly
DALEY Pat	Liberal
GRATTAN Sarah	Your Northern Beaches Independent Team
<i>Narrabeen Ward</i>	
AMON Rory	Liberal
DE LUCA Vincent	Independent
HEINS Sue	Your Northern Beaches Independent Team
<i>Pittwater Ward</i>	
FERGUSON Kylie	Liberal
McTAGGART Alex	Independent
WHITE Ian	Your Northern Beaches Independent Team

Enrolment

Total Electors	181,978
Residential Roll	181,969
Non-residential Roll	9

Participation and Informality

Formal Votes	137,758
Participation Rate	81.38%
Informal Votes	6,983
Total Votes	144,741
Informality Rate	7.89%

Apparent Failure to Vote Notices

Notices Issued	26,724
----------------	--------

Election Costs

Total cost of the Northern Beaches Council 2017 Election
\$1,121,945

Cost per elector
\$6.17

NSWEC Website

There were 22,114 unique visitors to the Northern Beaches Council election web page.

Returning Officer

Patrick Brennan

Returning Officer's Office

Northern Beaches Returning Officer's Office
Unit 2, 192 Harbord Road
Brookvale NSW 2100

Staffing

Office Assistants	63
Senior Office Assistants	6
Polling Place Managers	56
Deputy Polling Place Managers	40
Declaration Vote Issuing Officers	100
Election Officials	294
Total Staff	559

Polling Places

Pre-poll centres	4
Declared Institutions	31
Election Day Polling Places	57

Pre-poll centre locations

Manly Library
Mona Vale Pre-Poll
Northern Beaches Returning Officer's Office
Sydney Town Hall

Advertising

Statutory Campaign

The Council requested that the statutory advertisements be placed in the following press:

Manly Daily

Candidates

Nominations Withdrawn

No councillor nominations were withdrawn.

Names of all candidates

Councillor Candidates	Party
ADDISON Michael	Liberal
AMON Rory	Liberal

Councillor Candidates

BALDWIN Stephen
BIASI Tony
BINGHAM Candy
BLACKIE Tony
BOSLEY Peter
BUTT Barbara
CHARLES Madeleine
CHOI Emma
COATES Harry
COHEN Dale
COOK Tammy
CUNEO Adelaide
DALEY Pat
DALY Suzanne
DE LUCA Vincent
DOYLE Kyeema
DYER Blake
EASTON Jane
FERGUSON Kylie
FISHER Rohan
FITZGERALD Rodney
FUNNELL Rhonda
GILTINAN Bob
GRATTAN Sarah
GRIFFITH Selena
GYE Bill
HARRIS Conny
HARRIS Jaden
HARRISON Roslyn
HEINS Sue
HICKEY David
HOPTON Christine
HOPTON Robert
HOWELLS Carolyn
KERR Duncan
KINSEY Narelle
KORZY Miranda
LAMBERT Judy
LE ROUX Terry
LETTTOOF John
MAKIN Margaret
MASON Sita
McCLORY Sean
McGAHEY Vicky
McINTOSH Andrew
McKAY Geoff
McTAGGART Alex
MIDDLETON Peter
MORGAN Lorrie
MYERS Barbara

Party

Independent
Independent
Good For Manly
Independent
Independent
Labor
The Greens
Liberal
Liberal
Liberal
Independent
Liberal
Liberal
Independent
Independent
Good For Manly
Your Northern Beaches Independent Team
The Greens
Liberal
Your Northern Beaches Independent Team
Labor
Labor
Independent
Your Northern Beaches Independent Team
Independent
Your Northern Beaches Independent Team
Independent
Labor
Your Northern Beaches Independent Team
Your Northern Beaches Independent Team
Independent
Independent
Independent
Labor
Your Northern Beaches Independent Team
Your Northern Beaches Independent Team
The Greens
The Greens
The Greens
Independent
Independent
Your Northern Beaches Independent Team
Labor
Liberal
The Greens
Independent
Independent
Independent
Independent
Independent

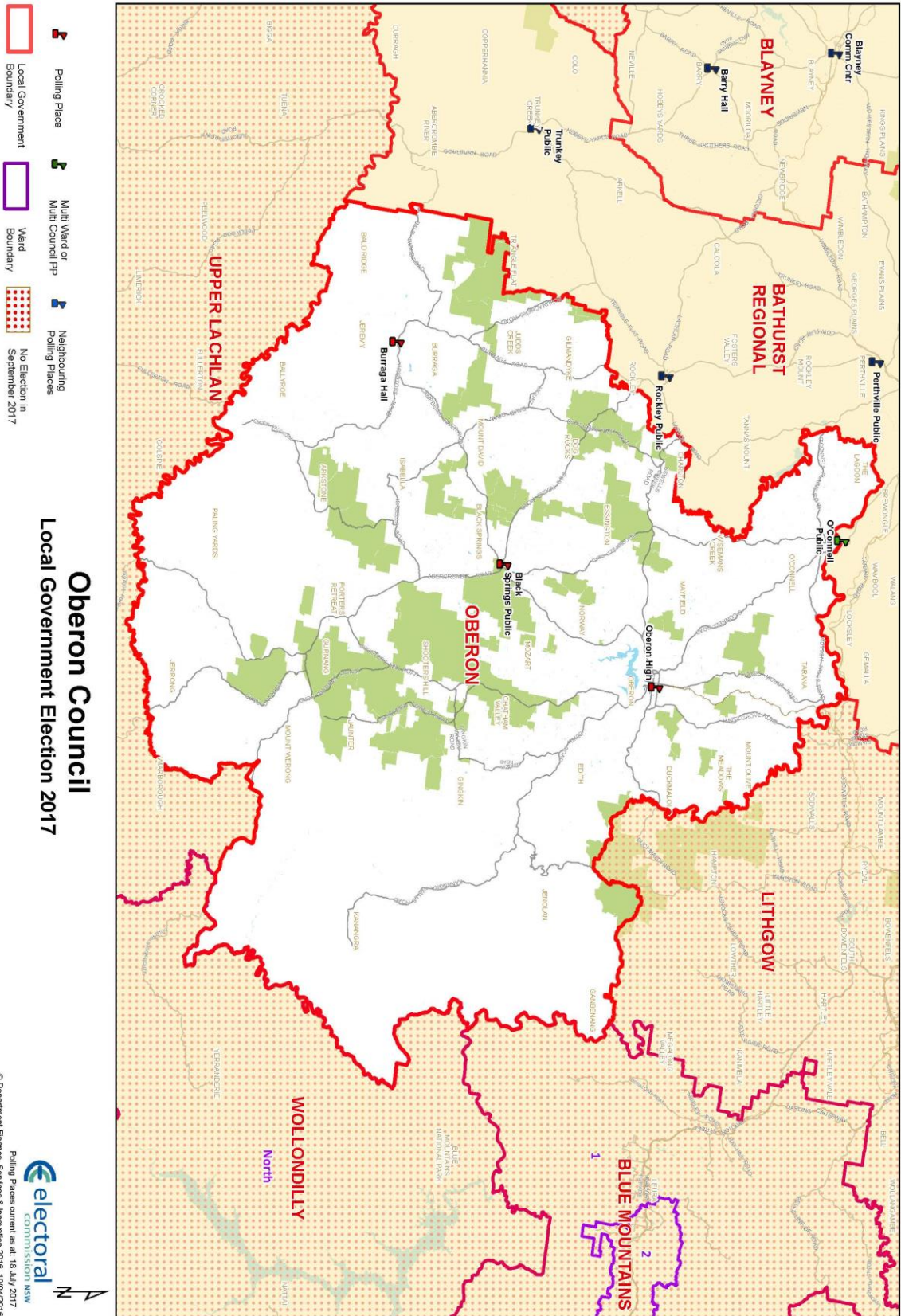
Councillor Candidates

NICHOLSON Matt
PEARCE Dan
PEARSE Richard
PHILPOTT Penny
PORTER Allan
RACKHAM Marcia
REGAN Michael
RODRIGUEZ Kerrie
ROHAN Melina
SCHROEDER Katinga
SHARPE Chris
SMITH Craig
SOTHERAN-CAMPBELL Sean
SPROTT Stuart
STEWART Joss
STONE Jenny
STRONACH Neil
SUN Joshua
TILLEY Hamish
WALSH Jayden
WALTON David
WARD John
WARD Pam
WARREN Natalie
WAWN Pru
WESTFIELD Mark
WHITE Ian
WILLIAMS ROLDAN Clara
WILSON Pat

Party

Your Northern Beaches Independent Team
Labor
Labor
Your Northern Beaches Independent Team
Liberal
Independent
Your Northern Beaches Independent Team
Labor
Liberal
Your Northern Beaches Independent Team
Labor
Good For Manly
Labor
Liberal
Independent
Independent
Liberal
Labor
Labor
Independent
Liberal
Labor
Labor
The Greens
The Greens
Liberal
Your Northern Beaches Independent Team
The Greens
Your Northern Beaches Independent Team

Oberon Council Report



Election Summary

Poll declared by Friday, 15 September 2017

Councillor elections, successful candidates

Councillor Name	Party
CAPEL Don	
DONEY Ian	
GIBBONS Kerry	
KELLAM Mark	Independent
LYON Brenda	Independent
McCARTHY Clive	Independent
McKECHNIE Mick	
McKIBBIN Andrew	
SAJOWITZ Kathy	Independent

Enrolment

Total Electors	3,865
Residential Roll	3,859
Non-residential Roll	6

Participation and Informality

Formal Votes	2,934
Participation Rate	81.05%
Informal Votes	284
Total Votes	3,218
Informality Rate	4.29%

Apparent Failure to Vote Notices

Notices Issued	445
----------------	-----

Election Costs

Total cost of the Oberon Council 2017 Election
\$36,987

Cost per elector
\$9.57

NSWEC Website

There were 407 unique visitors to the Oberon Council election web page.

Returning Officer

Stuart Evennett

Returning Officer's Office

Bathurst Region Returning Officer's Office
250 Howick Street
Bathurst NSW 2795

Staffing

Office Assistants	0
Senior Office Assistants	0
Polling Place Managers	4
Deputy Polling Place Managers	0
Declaration Vote Issuing Officers	0
Election Officials	6
Total Staff	10

Polling Places

Pre-poll centres	3
Declared Institutions	2
Election Day Polling Places	5

Pre-poll centre locations

Bathurst Region Returning Officer's Office
Robert (Bob) Hooper Community Centre
Sydney Town Hall

Advertising

Statutory Campaign

The Council requested that the statutory advertisements be placed in the following press:

Oberon Review
Western Advocate

Candidates

Nominations Withdrawn

No councillor nominations were withdrawn.

Names of all candidates

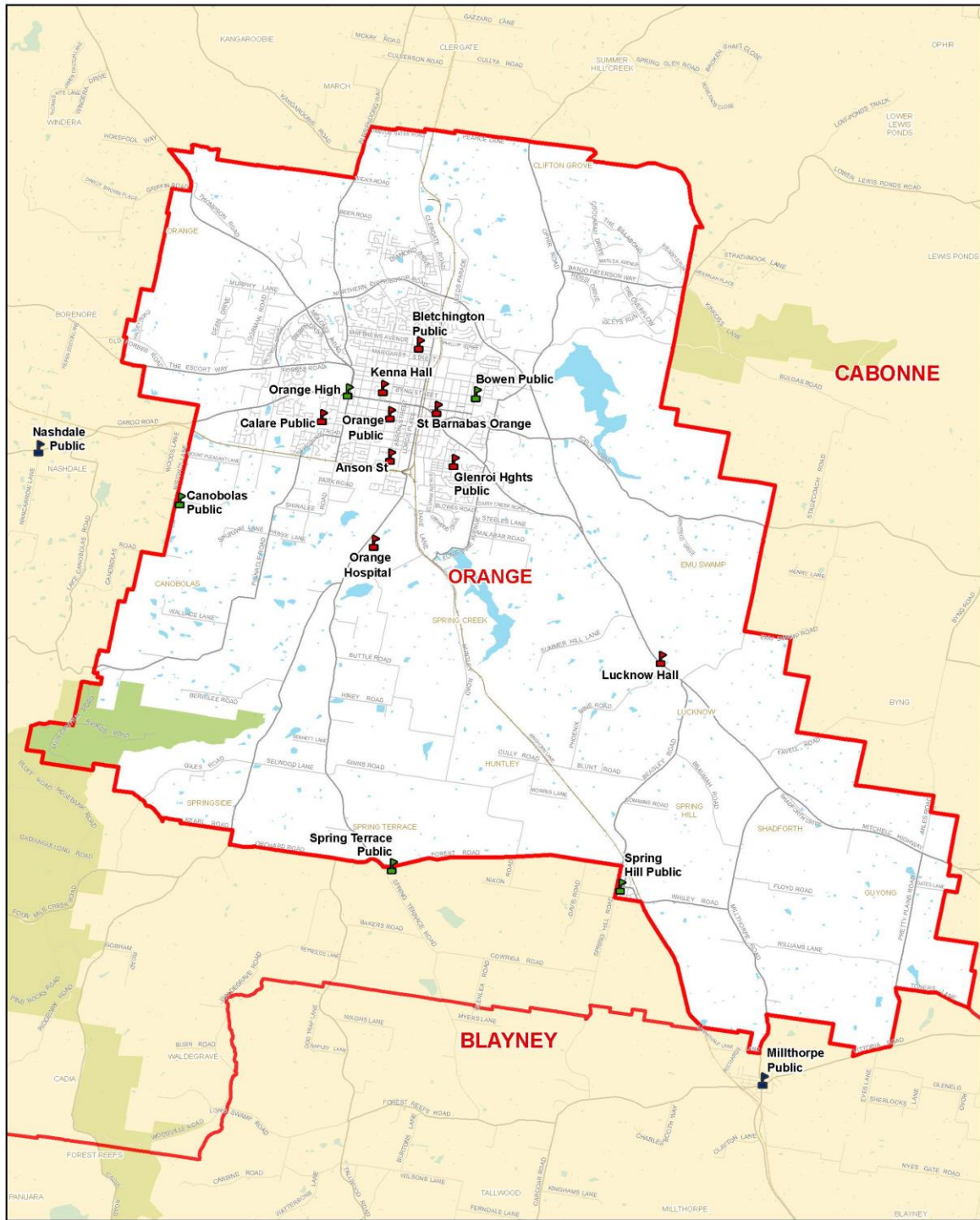
Councillor Candidates	Party
BALJEU Janet	Independent
BOURNE Gregory	Independent
CAPEL Don	
DONEY Ian	
FRANCIS Neil	Independent
GIBBONS Kerry	
KELLAM Mark	Independent
LORD Sam	Independent
LYON Brenda	Independent
McCARTHY Clive	Independent
McKECHNIE Mick	
McKIBBIN Andrew	
MILLS Bob	Independent
ROGERS Owen	Independent
SAFRANEK Karl	
SAJOWITZ Kathy	Independent
TUCKER Ian	Independent

Councillor Candidates

WILSON Jacque

Party

Orange City Council Report



City of Orange Council Local Government Election 2017

-  Polling Place
-  Multi Ward or Multi Council PP
-  Neighbouring Polling Places
-  Local Government Boundary



 Polling Places current as at: 18 July 2017
 © Department Finance, Services & Innovation 2016, 19/04/2016
 © PSMA Australia Limited

Election Summary

Poll declared by Saturday, 16 September 2017

Mayoral election, successful candidate

Mayor Name	Party
KIDD Reg	Independent

Councillor elections, successful candidates

Councillor Name	Party
DUFFY Kevin	Independent
HAMLING Jason	Independent
McRAE Joanne	Independent
MILETO Tony	Independent
MUNRO Scott	Independent
NUGENT Stephen	The Greens
PREVITERA Mario	Shooters, Fishers And Farmers Party
ROMANO Sam	Shooters, Fishers And Farmers Party
TAYLOR Glenn	
TURNER Russell	
WHITTON Jeff	

Enrolment

Total Electors	29,131
Residential Roll	29,106
Non-residential Roll	25

Participation and Informality

Formal Votes	22,659
Participation Rate	83.16%
Informal Votes	2,269
Total Votes	24,928
Informality Rate	7.75%

Apparent Failure to Vote Notices

Notices Issued	3,097
----------------	-------

Election Costs

Total cost of the Orange City Council 2017 Election
\$237,978

Cost per elector

\$8.17

NSWEC Website

There were 3,695 unique visitors to the Orange City Council election web page.

Returning Officer

Ross Baker

Returning Officer's Office

Orange Region Returning Officer's Office
123-125 Moulder Street
Orange NSW 2800

Staffing

Office Assistants	104
Senior Office Assistants	3
Polling Place Managers	14
Deputy Polling Place Managers	2
Declaration Vote Issuing Officers	15
Election Officials	50
Total Staff	188

Polling Places

Pre-poll centres	2
Declared Institutions	9
Election Day Polling Places	15

Pre-poll centre locations

Orange Region Returning Officer's Office
Sydney Town Hall

Advertising

Statutory Campaign

The Council requested that the statutory advertisements be placed in the following press:

CWD
Orange City Life

Candidates

Nominations Withdrawn

No councillor nominations were withdrawn.

Names of all candidates

Mayoral Candidates	Party
DUFFY Kevin	Independent
GANDER Ron	Independent
GRYLLIS Chris	Independent
KIDD Reg	Independent
MILETO Tony	Independent
MUNRO Scott	Independent
NUGENT Stephen	
TOWNSEND Paula	Independent
TURNER Russell	
WHITTON Jeff	

Councillor Candidates	Party
BARBAGALLO Connie	Shooters, Fishers And Farmers Party
BAYLIS Janelle	The Greens
BAYLIS Samuel	The Greens
BELMONTE Nino	
BENNETT Alison	Independent
BLOOMFIELD Rod	Independent
BOCKING Lynn	Independent
BONEY Pamela	Independent
BOOTH Craig	Independent
BRAKENRIDGE Teresa	
BROWN Libby	Independent
CALDER Peter	Independent
CARNEY Anwen	The Greens
CARR Sharon	Independent
CHAPMAN Robyn	Independent
CHISHOLM Matthew	Independent
CLEARY Justeene	Independent
CLIFFORD Richard	Independent
COOK Lennon	Independent
COPPING Gail	Independent
CROAKER Mary	Independent
CURRAN Darryl	Independent
DEAN Michael	Shooters, Fishers And Farmers Party
DHATT Amarjot (Allan)	
DUCHNAJ Sue	
DUFFY Kevin	Independent
DUNWORTH Leiarna	
EGGLESTON Richard	
EVERETT Joel	Independent
FERGUSON Will	
FINN Jim	
FITZSIMON Bernard	
FLANNERY Mel	Independent
GANDER Ron	Independent
GINTY Charlie	
GRYLLIS Chris	Independent
HAMLING Jason	Independent
HAMLING Melissa	Independent
HATTON Melissa	
HEALEY Tony	Independent
HERRIDGE Nicole	
HILLIER Gavin	
HODGINS Rose	
IRWIN Karlene	Independent
JOHNSON Darren	Independent
JUDGE Graeme	Independent
KIDD Reg	Independent
LA SPINA John	Shooters, Fishers And Farmers Party
LEAN Heather	

Councillor Candidates

MALLARD David

MANNING Kyle

MARIC Rajka

MARTIN Peter

McDONELL Alicia

McRAE Joanne

MEDCALF Stephanie

MIDDLETON Mike

MILETO Tony

MILLER Ben

MILLER Genya

MUNRO Scott

NEWMAN James

NUGENT Stephen

PATTESON Jane

POWER Gerald

PREVITERA Mario

RAINS Kerry

ROARTY CALDER Janelle

ROMANO Sam

SANGER Luke

SECCOMBE Michael

SHORE Laura

SHOVELLER Angeline

SKELTON Brock

TAYLOR Glenn

TOWNSEND Paula

TURNER Russell

VAZ Ellen

VAZ Robert

VIALS Jason

WARBURTON Tammy

WHITTON Jeff

WILKINSON Tracy

WRIGHT Jason

YAGER Alyson

YOUNG Colin

ZELUKOVIC Tracey

ZHANG Cheng

Party

The Greens

Independent

Independent

Independent

Independent

Shooters, Fishers And Farmers Party

Independent

Independent

Independent

Independent

Independent

The Greens

Independent

Independent

Shooters, Fishers And Farmers Party

Independent

Shooters, Fishers And Farmers Party

Independent

The Greens

Independent

Independent

Independent

Independent

Independent

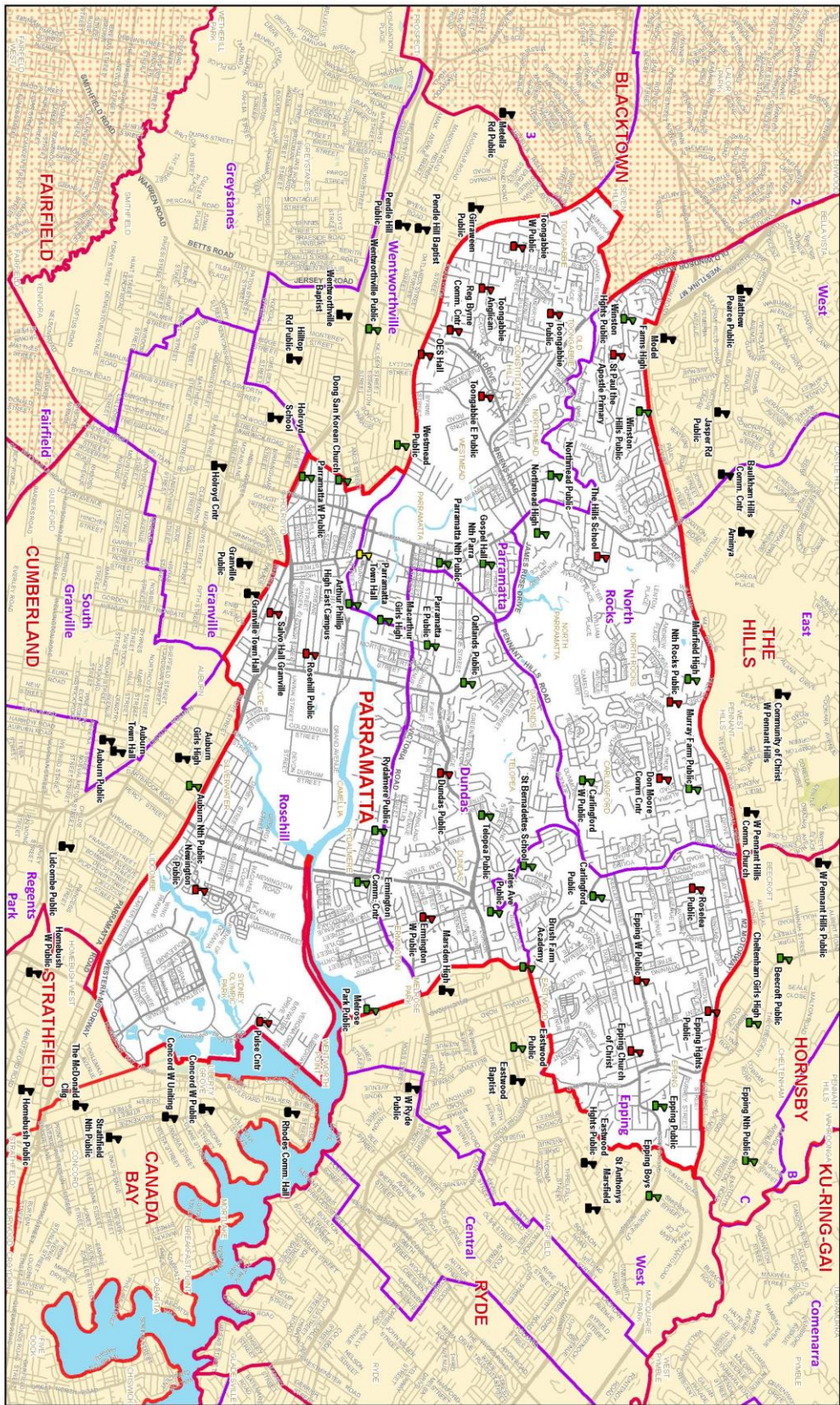
Independent

Independent

City of Parramatta Council Report

-  Polling Place Boundary
-  All Wards PP
-  Ward Boundary
-  No Election in September 2017
-  Neighbouring Polling Places
-  Multi Ward or Council PP

CITY OF PARAMMATT A COUNCIL Local Government Election 2017



 **electoral**
COMMISSION NSW
Polling Places current as at 18 July 2017
© Department Finance, Services & Innovation 2016, 19/04/2016
© PSMA Australia Limited

Election Summary

Poll declared by Tuesday, 19 September 2017

Councillor elections, successful candidates

Councillor Name	Party
<i>Dundas Ward</i>	
BARRAK Benjamin	Liberal
ESBER Pierre	Labor
GARRARD Michelle	Our Local Community
<i>Epping Ward</i>	
DAVIS Donna	Labor
TYRRELL Bill	Liberal
WEARNE Lorraine	Lorraine Wearne Independents
<i>North Rocks Ward</i>	
DWYER Bob	Liberal
HAN Paul	Labor
JEFFERIES Andrew	Liberal
<i>Parramatta Ward</i>	
BRADLEY Phil	The Greens
PANDEY Sameer	Labor
ZAITER Martin	Liberal
<i>Rosehill Ward</i>	
ISSA Steven	Liberal
PROCIV Patricia	Labor
WILSON Andrew	Our Local Community

Enrolment

Total Electors	131,970
Residential Roll	131,951
Non-residential Roll	19

Participation and Informality

Formal Votes	98,727
Participation Rate	75.94%
Informal Votes	5,658
Total Votes	104,385
Informality Rate	6.65%

Apparent Failure to Vote Notices

Notices Issued	20,899
----------------	--------

Election Costs

Total cost of the City of Parramatta Council 2017 Election
\$872,731

Cost per elector
\$6.61

NSWEC Website

There were 11,557 unique visitors to the City of Parramatta Council election web page.

Returning Officer

Kerry Gonzales

Returning Officer's Office

Parramatta Returning Officer's Office
Parramatta Town Hall, 182 Church Street
Parramatta NSW 2150

Staffing

Office Assistants	69
Senior Office Assistants	6
Polling Place Managers	53
Deputy Polling Place Managers	22
Declaration Vote Issuing Officers	66
Election Officials	207
Total Staff	423

Polling Places

Pre-poll centres	4
Declared Institutions	18
Election Day Polling Places	54

Pre-poll centre locations

Epping Pre-Poll
Parramatta Returning Officer's Office
Pulse Centre - Room 2
Sydney Town Hall

Advertising

Statutory Campaign

The Council requested that the statutory advertisements be placed in the following press:

Auburn Review
The Hills Shire Times
Northern District Times
Parramatta Advertiser

Candidates

Nominations Withdrawn

No councillor nominations were withdrawn.

Names of all candidates

Mayoral Candidates

DINGLE Geoff	Independent
DOVER Sally	Independent
KAFER Peter	Independent
MASLEN Des	
PALMER Ryan	Independent
TUCKER Steve	Independent

Councillor Candidates

	Party
BARRAK Benjamin	Liberal
BRADLEY Phil	The Greens
BRIX-NIELSEN Alain	Lorraine Wearne Independents
BURNS Mona	The Greens
BUTCHER Wayne	Our Local Community
CAPES-DAVIS Darryn	Liberal
CHAN Carol	Labor
CHHOEU Simon	Liberal
CROCKETT Don	Our Local Community
DAVIS Donna	Labor
DWYER Bob	Liberal
ELIAS Vanessa	The Local Independent Party
ELLARD Anthony	Labor
ESBER Pierre	Labor
FACEY Geoff	Christian Democratic Party
FINDLAY Felicity	Liberal
FROME Joseph	The Local Independent Party
GARRARD Michelle	Our Local Community
GEORGE A	The Local Independent Party
GHOSH Ajoy	Labor
GREEN Henry	Our Local Community
HALL Craig	Christian Democratic Party
HAN Paul	Labor
HO Kwok	
HUGH John	The Local Independent Party
HUMPHRIES Ange	Labor
ISSA Steven	Liberal
JAMES Chris	The Greens
JEFFERIES Andrew	Liberal
JOHN Hayden	Our Local Community
KAUR Maninder	The Local Independent Party
LEE Tony	Labor
LINDSTAD Angela	The Greens
MALKOUN Lee	The Local Independent Party
MARGAN Simon	The Greens
McKAY Greg	Our Local Community
MULLENS Katie	Liberal
NG Michael	Labor
NIELSEN Annie	The Greens
O'NEILL Astrid	The Greens
PANDEY Sameer	Labor

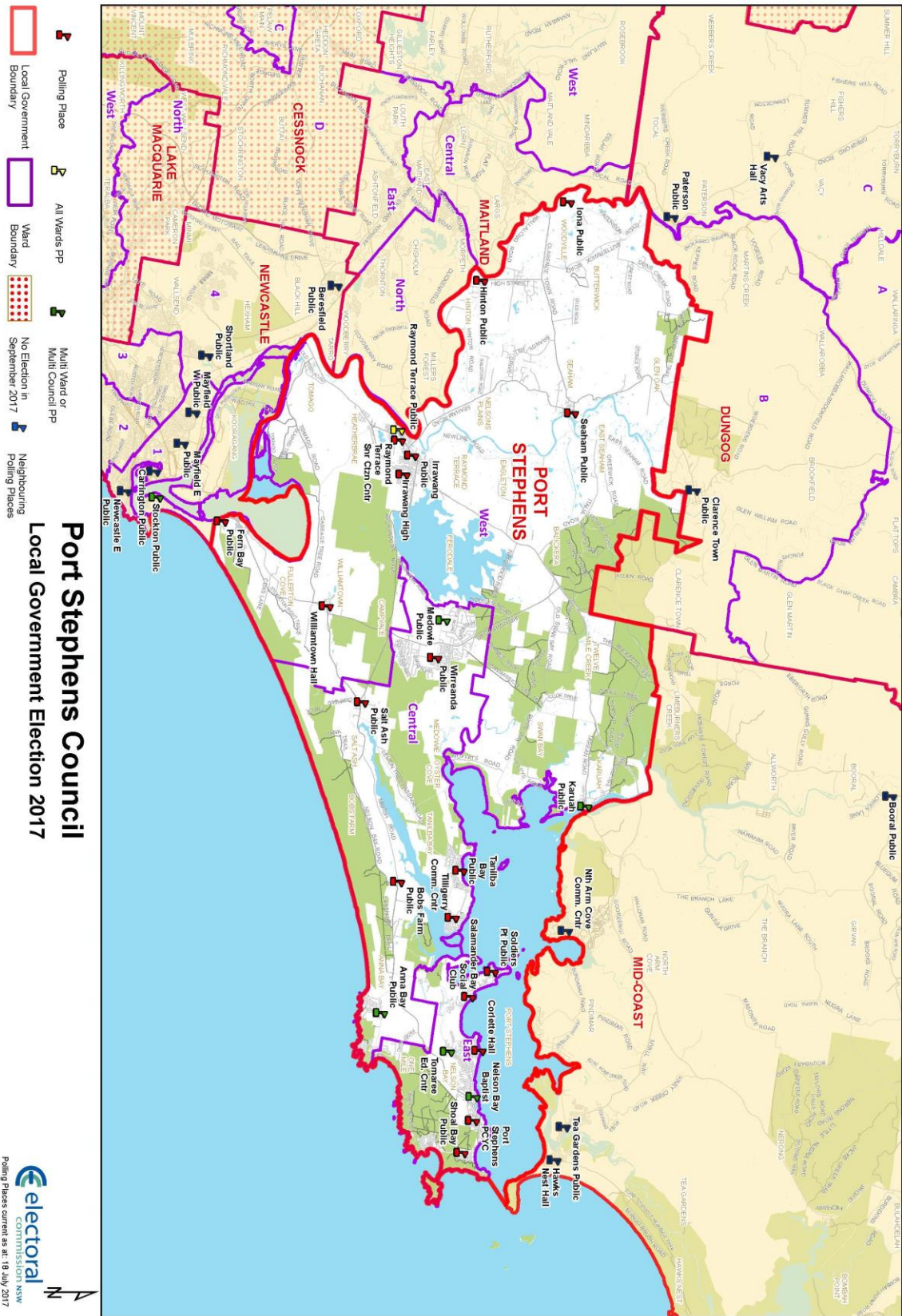
Councillor Candidates

PATEL Akata
PATEL Nimishaben
PAUL Joanne
PETERS Lindsay
PILLAMARRI Sreeni
PIPER Keith
PRAJAPATI Alpesh
PROCIV Patricia
PUNCH Andrew
RAFFOUL George
RIGBY Christine
ROLLINSON Tania
SEXTON Alan
SHAW James
SHETTY Devi
SI Wei (Selina)
SINGH Jugandeeep
TANSWELL Peter
TAYLOR Kevin
TSANG Shirley
TYRRELL Bill
VATS Aparna
WANG Hong (Maria)
WANG Ronghui (Donna)
WATERSON Adele
WATERSON Victor
WEARNE Lorraine
WILSON Andrew
XU Eric
XU Hairong
ZAITER Martin
ZENG Linna

Party

Independent
The Local Independent Party
Labor
The Greens
Independent
Christian Democratic Party
Independent
Labor
Labor
The Local Independent Party
Our Local Community
Australia First Party
The Local Independent Party
Labor
Liberal
Liberal
Liberal
Liberal
The Greens
Lorraine Wearne Independents
Liberal
Liberal
The Local Independent Party
The Local Independent Party
Australia First Party
Australia First Party
Lorraine Wearne Independents
Our Local Community
Our Local Community
Labor
Liberal
The Local Independent Party

Port Stephens Council Report



Election Summary

Poll declared by Sunday, 17 September 2017

Mayoral election, successful candidate

Mayor Name	Party
PALMER Ryan	Independent

Councillor elections, successful candidates

Councillor Name	Party
<i>Central Ward</i>	
DOOHAN Chris	Independent
SMITH Sarah	Independent
TUCKER Steve	Independent
<i>East Ward</i>	
ABBOTT Jaimie	Independent
DUNKLEY Glen	Independent
NELL John	Independent
<i>West Ward</i>	
ARNOTT Giacomo	Country Labor
JORDAN Ken	Independent
LE MOTTEE Paul	Independent

Enrolment

Total Electors	53,535
Residential Roll	53,532
Non-residential Roll	3

Participation and Informality

Formal Votes	41,572
Participation Rate	76.55%
Informal Votes	4,017
Total Votes	45,589
Informality Rate	4.05%

Apparent Failure to Vote Notices

Notices Issued	5,963
----------------	-------

Election Costs

Total cost of the Port Stephens Council 2017 Election
\$401,041

Cost per elector
\$7.51

NSWEC Website

There were 5,328 unique visitors to the Port Stephens Council election web page.

Returning Officer

Robyn Kerslake

Returning Officer's Office

Port Stephens Returning Officer's Office

72 Port Stephens Street

Raymond Terrace NSW 2324

Staffing

Office Assistants	37
Senior Office Assistants	5
Polling Place Managers	25
Deputy Polling Place Managers	7
Declaration Vote Issuing Officers	15
Election Officials	84
Total Staff	173

Polling Places

Pre-poll centres	3
Declared Institutions	6
Election Day Polling Places	26

Pre-poll centre locations

All Saints Anglican Church Nelson Bay

Port Stephens Returning Officer's Office

Sydney Town Hall

Advertising

Statutory Campaign

The Council requested that the statutory advertisements be placed in the following press:

Port Stephens Examiner

Candidates

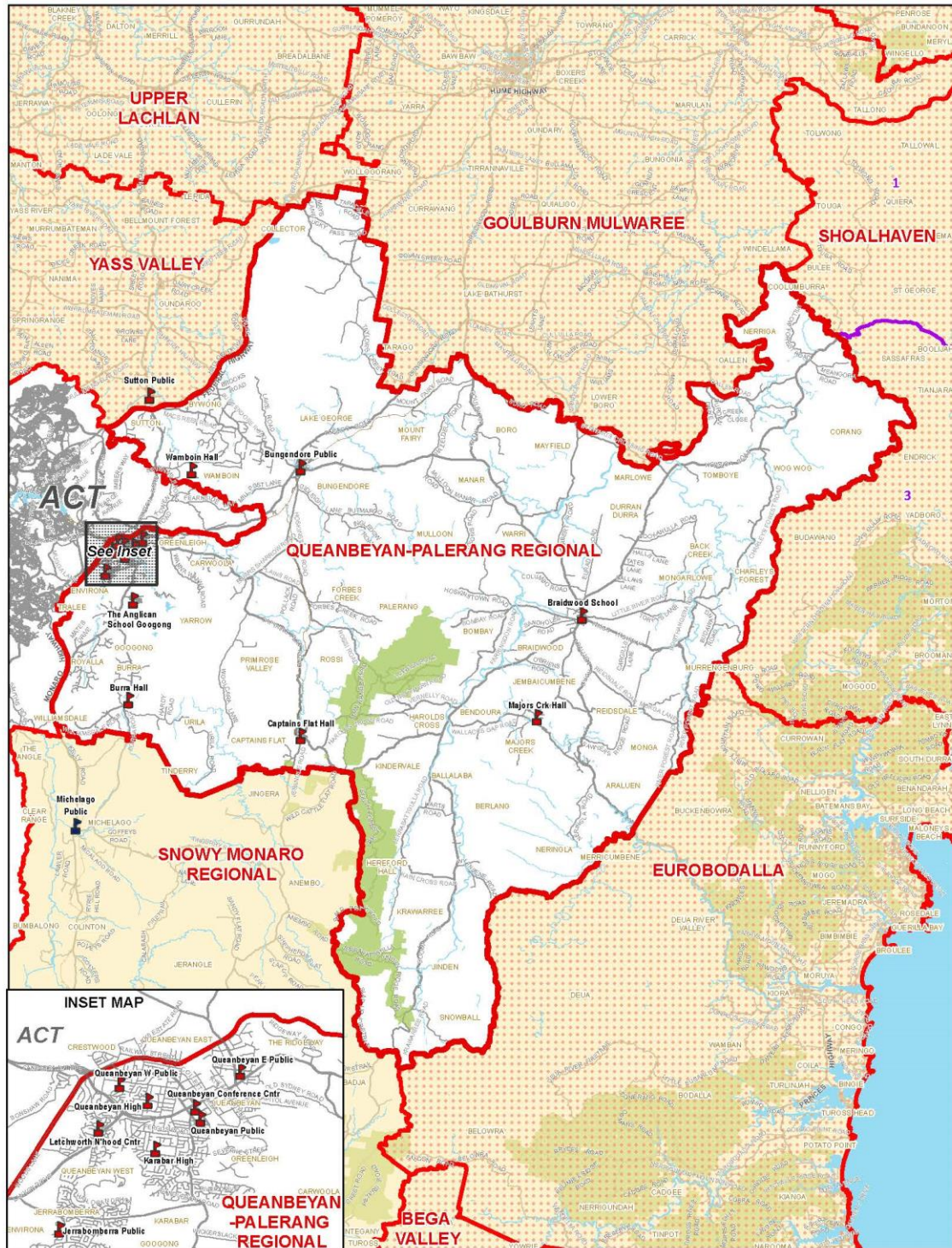
Nominations Withdrawn

No councillor nominations were withdrawn.

Names of all candidates

Mayoral Candidates	Party
DINGLE Geoff	Independent
DOVER Sally	Independent
KAFER Peter	Independent
MASLEN Des	
PALMER Ryan	Independent
TUCKER Steve	Independent

Queanbeyan-Palerang Regional Council Report



Queanbeyan-Palerang Regional Council Local Government Election 2017

- Polling Place
- Neighbouring Polling Places
- Local Government Boundary
- Ward Boundary
- No Election in September 2017



electoral
commission nsw
Polling Places current as at: 18 July 2017

© Department Finance, Services & Innovation 2016, 19/04/2016
© PSMA Australia Limited

Election Summary

Poll declared by Friday, 15 September 2017

Councillor elections, successful candidates

Councillor Name	Party
BISCOTTI Michele	Independent
BRAY Peter	Independent
BROWN Brian	Country Labor
HARRISON Pete	Independent
HICKS Trevor	Independent
MARSHALL Peter	The Greens
NOVESKA Radmila	Country Labor
OVERALL Tim	Independent
SCHWEIKERT Mark	Liberal
TAYLOR Trudy	Independent
WINCHESTER Kenrick	Independent

Enrolment

Total Electors	40,665
Residential Roll	40,649
Non-residential Roll	16

Participation and Informality

Formal Votes	30,006
Participation Rate	67.49%
Informal Votes	1,847
Total Votes	31,853
Informality Rate	2.66%

Apparent Failure to Vote Notices

Notices Issued	7,202
----------------	-------

Election Costs

Total cost of the Queanbeyan-Palerang Regional Council 2017 Election
\$324,116

Cost per elector
\$7.97

NSWEC Website

There were 5,054 unique visitors to the Queanbeyan-Palerang Regional Council election web page.

Returning Officer

Peter Gillies

Returning Officer's Office

Queanbeyan-Palerang Returning Officer's Office
1-5 Morisset Street (entrance via Morisset Street car park)
Queanbeyan NSW 2620

Staffing

Office Assistants	72
Senior Office Assistants	5
Polling Place Managers	16
Deputy Polling Place Managers	5
Declaration Vote Issuing Officers	22
Election Officials	51
Total Staff	171

Polling Places

Pre-poll centres	4
Declared Institutions	4
Election Day Polling Places	17

Pre-poll centre locations

Braidwood Pre-poll
Bugendore Pre-poll
Queanbeyan-Palerang Returning Officer's Office
Sydney Town Hall

Advertising

Statutory Campaign

The Council requested that the statutory advertisements be placed in the following press:

Braidwood Times
Braidwood Weekly
Bugendore Weekly
Queanbeyan Age

Candidates

Nominations Withdrawn

No councillor nominations were withdrawn.

Names of all candidates

Councillor Candidates	Party
BAINES Gregory	Country Labor
BAJRACHARYA Karuna	Independent
BIRTLES Amy	Independent
BISCOTTI Michele	Independent
BOZ Robert	Liberal
BRADLEY Jenni	Independent
BRAY Peter	Independent
BROWN Brian	Country Labor
BROWNE Jan	Independent
BUCKMAN Greg	The Greens
BURFOOT Judith	Country Labor
BUTT Kevin	Independent
CAMPESE Terry	Independent
CARPENTER Guo Fang (Jenny)	Liberal

Councillor Candidates	Party
COCKRAM Paul	Independent
CRAMSIE Mike	Independent
CVETKOSKI Vlado	Independent
DANIELS Andrew	Independent
DAVIS Tanya	
EBERT Shaun	Independent
FRANCE Keith	Independent
GASNIER Gavin	Independent
GITEAU Justin	Independent
GRAHAM Mathew	Liberal
GRUNDY Mareeta	Independent
HANDEL Kathy	Independent
HARPER Nat	Independent
HARRISON Pete	Independent
HARVEY Antony	Country Labor
HENDERSON Elaine	Country Labor
HICKS Trevor	Independent
HOGARTH-BOYD Belinda	Independent
HUNTER Brent	Independent
JARVIS Sue	Independent
KING Danny	Independent
KING Larry	Independent
KINGSTON-LEE Tharren	Liberal
KOVACEVIC Mary	Independent
LANGE Johnny	Independent
LANGFORD Helen	
LENON Rob	Independent
LOFT David	Independent
MARJASON Ian	Independent
MARSHALL Peter	The Greens
MARTIN John	
MEYER-DILLEY Ashley	Independent
MIDDLETON Phillip	Liberal
MOFFETT Jason	Independent
NAUMANN Coralie	The Greens
NORMAN Sheila	The Greens
NOVESKA Radmila	Country Labor
O'BRIEN Katherine	Independent
OVERALL Tim	Independent
PAJKOVSKI Filip	Independent
PLATT Jason	Independent
PRESTON John	Country Labor
PROVIS Jan	Country Labor
RAYNOLDS Walter	Independent
REID Denis	Independent
SANDERSON Karis	The Greens
SCHWEIKERT Mark	Liberal
SHELLARD David	Independent
SHOEMARK Phil	Independent
SPEARS Rena	Independent

Councillor Candidates

STAVREAS Steve

TALBOT John

TASKOVSKI Steve

TAYLOR Maria

TAYLOR Trudy

VAN DER STRAATEN John

VAUGHAN Tenille

VUCAGO Jane

WEBB Jason

WHELAN Katie

WHELAN Sue

WHOLOHAN Ian

WILLIS Katrina

WINCHESTER Kenrick

WOOD Tony

ZAKOSKI Anthony

Party

Independent

Independent

Independent

Independent

Independent

Independent

Independent

Independent

Independent

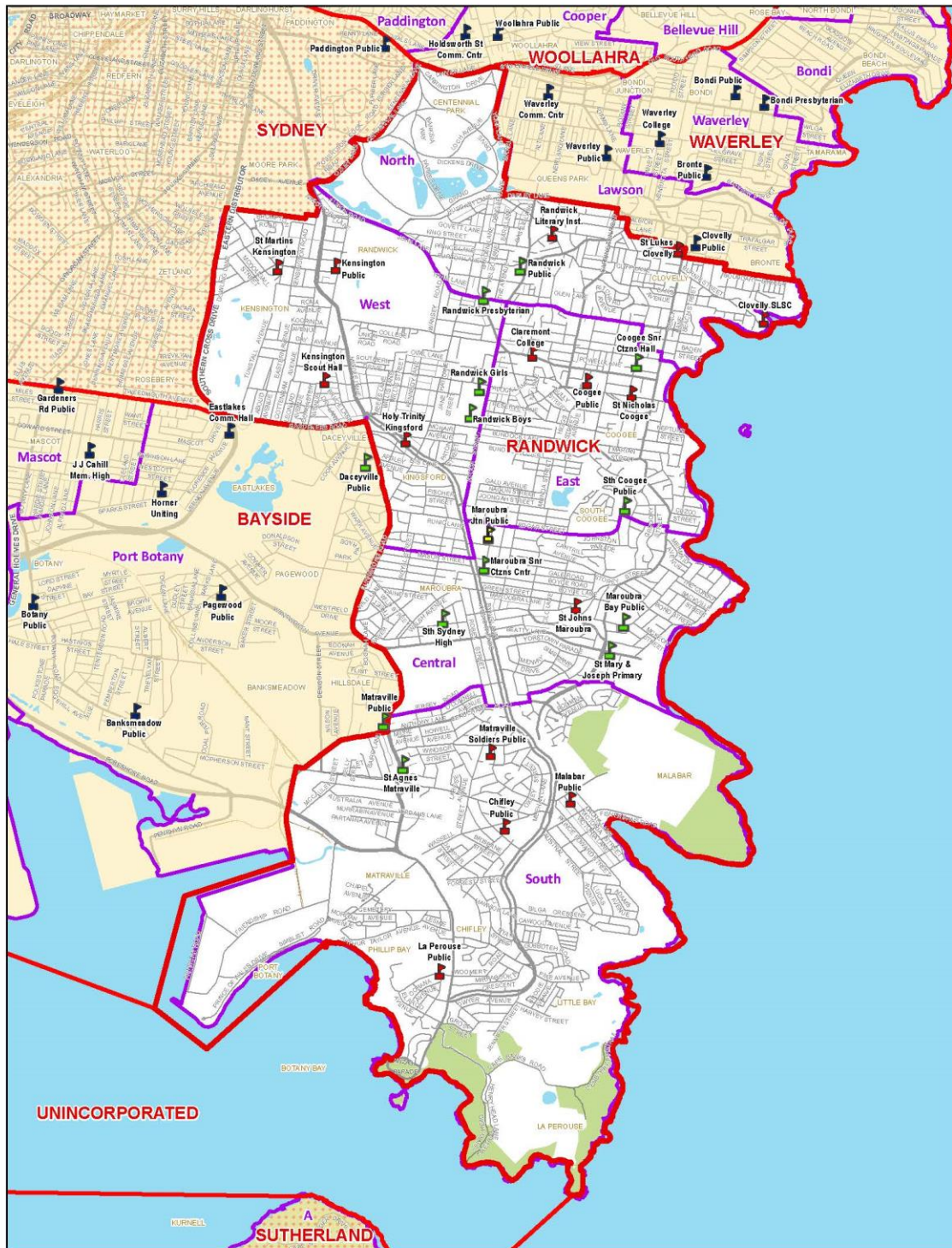
The Greens

Independent

Independent

Independent

Randwick City Council Report



City of Randwick Council Local Government Election 2017

-  Polling Place
-  Multi Ward or Multi Council PP
-  Local Government Boundary
-  Ward Boundary
-  All Ward PP
-  Neighbouring Polling Places
-  No Election in September 2017



electoral
commission nsw
Polling Places current as at: 18 July 2017

© Department Finance, Services & Innovation 2016, 19/04/2016
© PSMA Australia Limited

Election Summary

Poll declared by Saturday, 16 September 2017

Councillor elections, successful candidates

Councillor Name	Party
<i>Central Ward</i>	
ANDREWS Anthony	Independent
PARKER Dylan	Labor
SENG Ted	Liberal
<i>East Ward</i>	
BOWEN Tony	Labor
MATSON Murray	The Greens
ROBERTS Brendan	Liberal
<i>North Ward</i>	
HAMILTON Christie	Liberal
NEILSON Kathy	Labor
SHUREY Lindsay	The Greens
<i>South Ward</i>	
DA ROCHA Carlos	Independent
D'SOUZA Noel	Independent
SAID Danny	Labor
<i>West Ward</i>	
LUXFORD Alexandra	Labor
STAVRINOS Harry	Liberal
VEITCH Philipa	The Greens

Enrolment

Total Electors	88,962
Residential Roll	88,960
Non-residential Roll	2

Participation and Informality

Formal Votes	63,364
Participation Rate	72.66%
Informal Votes	3,295
Total Votes	66,659
Informality Rate	8.83%

Apparent Failure to Vote Notices

Notices Issued	15,885
----------------	--------

Election Costs

Total cost of the Randwick City Council 2017 Election
\$644,032

Cost per elector
\$7.24

NSWEC Website

There were 4,839 unique visitors to the Randwick City Council election web page.

Returning Officer

Patricia Lewis

Returning Officer's Office

Randwick Returning Officer's Office
Randwick Town Hall, 90 Avoca Street
Randwick NSW 2031

Staffing

Office Assistants	27
Senior Office Assistants	5
Polling Place Managers	29
Deputy Polling Place Managers	12
Declaration Vote Issuing Officers	59
Election Officials	118
Total Staff	250

Polling Places

Pre-poll centres	3
Declared Institutions	14
Election Day Polling Places	30

Pre-poll centre locations

Malabar Memorial Hall
Randwick Returning Officer's Office
Sydney Town Hall

Advertising

Statutory Campaign

The Council requested that the statutory advertisements be placed in the following press:

Southern Courier

Candidates

Nominations Withdrawn

No councillor nominations were withdrawn.

Names of all candidates

Councillor Candidates

	Party
AHMED Zain	Labor
ALLISON Claudia	The Greens
ALLISON David	The Greens
ANDREWS Anthony	Independent
BANFIELD Mary	Labor
BEVES Jon	The Greens
BOOTH Philip	Labor
BOWEN Tony	Labor
BRADLEY Maria	Independent
CALDWELL Robert	Independent
CAMPBELL Riley	Labor
CASAMENTO Lis	Labor
CHAMPION Beau	Independent
CHAPPLE Kim	The Greens
COUSENS Michael	Liberal
CRUZ James	The Greens
DA ROCHA Carlos	Independent
D'SOUZA Noel	Independent
FAIRFAX Russell	Independent
GARLICK Sean	Independent
GLUSHANKOV Boris	Shooters, Fishers And Farmers Party
GREENWOOD Judy	The Greens
GUERRERA Grace	Liberal
HAMILTON Christie	Liberal
HAY Andrew	Liberal
HENDERSON Brian	Labor
HOWARTH Richard	Independent
HUGHES Leanne	Labor
JACKSON Stewart	The Greens
KEAN Brad	Liberal
KEENIHAN Stephanie	Independent
KELSON Peter	Labor
KHAN Stuart	Independent
LEWIS Stephen	Independent
LUXFORD Alexandra	Labor
MAGNEY Alix	Liberal
MAPLE-BROWN Clare	Liberal
MATSON Murray	The Greens
MOORE Amanda	Independent
MORGAN David	Liberal
NEILSON Kathy	Labor
NOVAK Steve	Labor
ONYX Jenny	The Greens
PARKER Dylan	Labor
RAMOS Adnil	Independent
ROBERTS Brendan	Liberal
ROYDHOUSE Andrew	Independent
RUSSELL Kirsty	Liberal
RYAN Louise	Independent

Councillor Candidates

SAID Danny

SENG Ted

SHUREY Lindsay

SMOLENSKI Richard

STAVRINOS Harry

TAN Sean

TIRADO Catherine

TSINGOS John

VEITCH Philipa

WANG Chun

WANG Jia

WHITEHEAD Margery

WILMOT Amanda

WILSON Marea

WOOD Robert

YEH Kathy

ZINONOS Yianni

Party

Labor

Liberal

The Greens

Shooters, Fishers And Farmers Party

Liberal

Liberal

Liberal

Independent

The Greens

Independent

Independent

Independent

Liberal

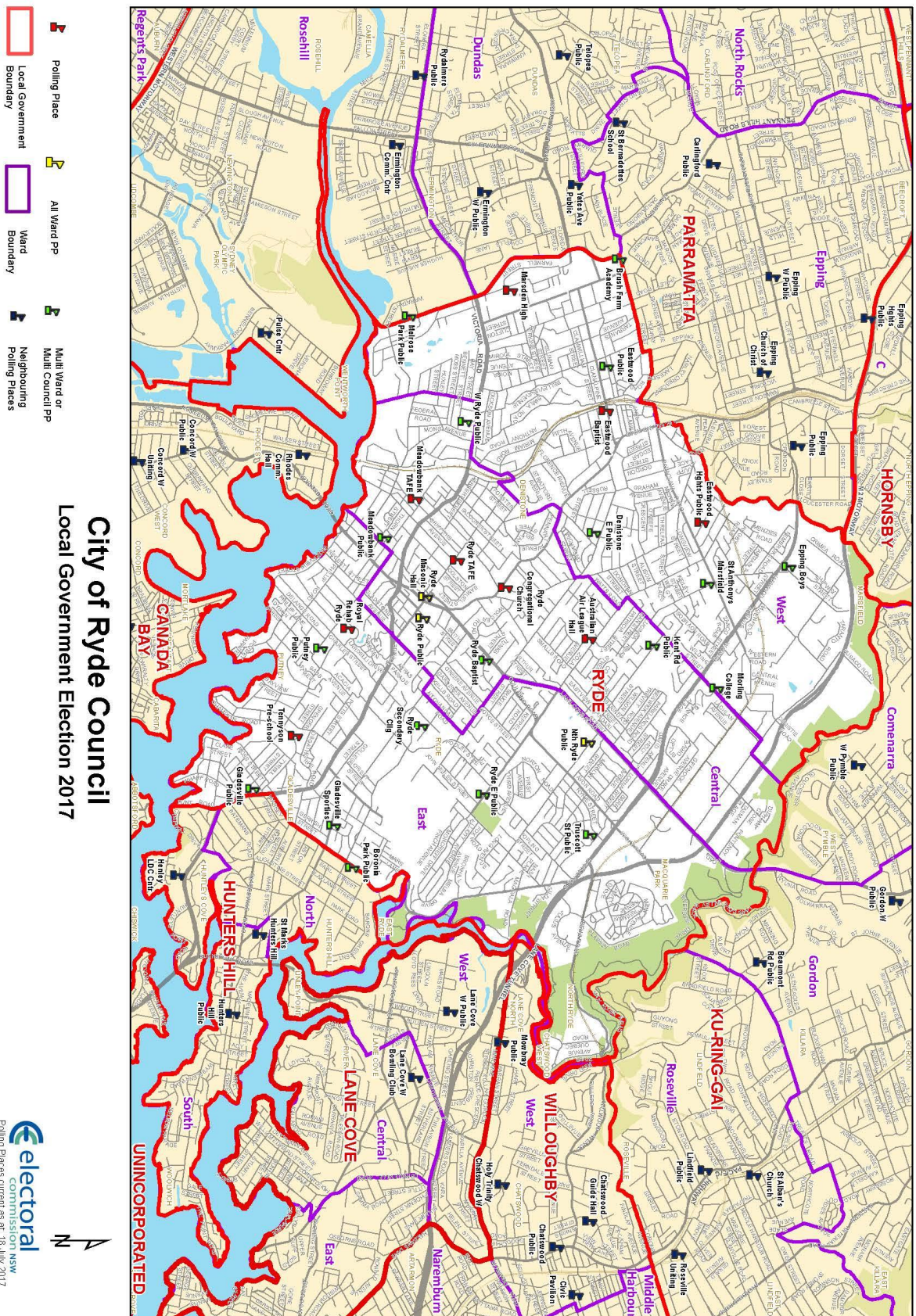
Labor

Independent

The Greens

Independent

Council of the City of Ryde Report



Election Summary

Poll declared by Saturday, 16 September 2017

Councillor elections, successful candidates

Councillor Name	Party
<i>Central Ward</i>	
CLIFTON Edwina	The Greens
MOUJALLI Chris	Liberal
PURCELL Bernard	Labor
YEDELIAN Sarkis	Liberal
<i>East Ward</i>	
GORDON Christopher	The Greens
LANE Jordan	Liberal
MAGGIO Roy	Independent
PEDERSEN Penny	Labor
<i>West Ward</i>	
BROWN Trenton	Liberal
KIM Peter	Labor
LAXALE Jerome	Labor
ZHOU Shuo (Simon)	Independent

Enrolment

Total Electors	72,759
Residential Roll	72,753
Non-residential Roll	6

Participation and Informality

Formal Votes	56,040
Participation Rate	79.54%
Informal Votes	3,490
Total Votes	59,530
Informality Rate	4.82%

Apparent Failure to Vote Notices

Notices Issued	9,196
----------------	-------

Election Costs

Total cost of the Council of the City of Ryde 2017 Election
\$448,606

Cost per elector
\$6.17

NSWEC Website

There were 9,658 unique visitors to the Council of the City of Ryde election web page.

Returning Officer

Bryan Rowsthorne

Returning Officer's Office

Ryde Returning Officer's Office

Ryde Bowling Club, 11 Blaxland Road

Ryde NSW 2112

Staffing

Office Assistants	21
Senior Office Assistants	4
Polling Place Managers	30
Deputy Polling Place Managers	11
Declaration Vote Issuing Officers	33
Election Officials	117
Total Staff	216

Polling Places

Pre-poll centres	2
Declared Institutions	14
Election Day Polling Places	31

Pre-poll centre locations

Ryde Returning Officer's Office

Sydney Town Hall

Advertising

Statutory Campaign

The Council requested that the statutory advertisements be placed in the following press:

Northern District Times

The Weekly Times

Candidates

Nominations Withdrawn

No councillor nominations were withdrawn.

Names of all candidates

Councillor Candidates	Party
ABBOUD Badawe (Buddy)	Independent
ANASTASIADIS Amos	Independent
AUGUST John	
BROWN Trenton	Liberal
CANDY Lina	Independent
CAO Gui Dong (William)	Christian Democratic Party
CHAN Kit	Independent
CHAN Maureen	Christian Democratic Party
CLIFTON Edwina	The Greens
CLIFTON John	The Greens

Councillor Candidates	Party
COURTELIS Toni	Liberal
DESHPANDE Shweta	Liberal
ELIAS Hassib	Liberal
ELLUL John	Independent
FLOOD Rochelle	The Greens
GORDON Christopher	The Greens
HARTLEY Jill	The Greens
HERRING Gail	Christian Democratic Party
HO Bec	Independent
JIN Guang Shu	Christian Democratic Party
JOHNSTONE Helen	The Greens
KEARNS Sean	Independent
KIM Peter	Labor
LANE Jordan	Liberal
LAWSON Libby	Labor
LAXALE Jerome	Labor
LEE Amy	Liberal
LEE Geoffrey	Labor
LIGATO Janine	Independent
MAGGIO Roy	Independent
MAYGER Margaret	Labor
McKEE Grant	Labor
McMILLAN Mary	Christian Democratic Party
MENEY Brigid	Liberal
MILBURN Rosemary	The Greens
MOSS Melanie	Independent
MOUJALLI Chris	Liberal
MUDALIAR Narain	Independent
NETTLE Ted	The Greens
NICHOLAS Judy	Labor
ORBAN Janine	Liberal
PAGADDINIMATH Kedarnath (Kevin)	Liberal
PAPIKIAN Jerry	Liberal
PEDERSEN Penny	Labor
PICKERING Bill	Independent
PROSSER Leigh	Independent
PULLEN Geoff	Labor
PURCELL Bernard	Labor
RUTTER Chris	Labor
STOTT Jane	Independent
SZEWCZYK Peter	Independent
TREACY Paul	Christian Democratic Party
WALCH Clare	Independent
WILLIS Jack	Labor
WORSLEY Julie	Christian Democratic Party
XU Miao Yu	Independent
XU Ying (Debbie)	Christian Democratic Party
YEDELIAN Sarkis	Liberal
YU Ting (Priscilla)	Independent
ZARRO Peter	Independent

Councillor Candidates
ZHOU Shuo (Simon)

Party
Independent

Election Summary

Poll declared by Sunday, 17 September 2017

Councillor elections, successful candidates

Councillor Name	Party
CATTELL Nathan	Liberal
HAMILTON Moira	Labor
MARSH Kellie	Independent
MORAN Peter	Independent
MURRAY John	Independent
PETRESKI Robert	Labor
SALIBA Marianne	Labor

Enrolment

Total Electors	51,942
Residential Roll	51,942
Non-residential Roll	0

Participation and Informality

Formal Votes	40,140
Participation Rate	83.26%
Informal Votes	3,811
Total Votes	43,951
Informality Rate	8.83%

Apparent Failure to Vote Notices

Notices Issued	6,052
----------------	-------

Election Costs

Total cost of the Shellharbour City Council 2017 Election
\$362,189

Cost per elector
\$6.97

NSWEC Website

There were 3,679 unique visitors to the Shellharbour City Council election web page.

Returning Officer

Vic Miglionico

Returning Officer's Office

Shellharbour Returning Officer's Office
Old Council Chambers, 172 Shellharbour Road
Warilla NSW 2528

Staffing

Office Assistants	21
Senior Office Assistants	5

Polling Place Managers	16
Deputy Polling Place Managers	6
Declaration Vote Issuing Officers	25
Election Officials	72
Total Staff	145

Polling Places

Pre-poll centres	3
Declared Institutions	5
Election Day Polling Places	17

Pre-poll centre locations

Shellharbour City Stadium - Function Room
Shellharbour Returning Officer's Office
Sydney Town Hall

Advertising

Statutory Campaign

The Council requested that the statutory advertisements be placed in the following press:

Advertiser / Lake Times
Illawarra Mercury
Lake Times

Candidates

Nominations Withdrawn

No councillor nominations were withdrawn.

Names of all candidates

Councillor Candidates	Party
ALLEN Hetty	Independent
BENNETT Patrick	Liberal
BIRD Barry	Independent
BOYLE David	Independent
BRUCE Deborah	Liberal
CASEY Marni	Independent
CATTELL Nathan	Liberal
CLAY Max	Independent
CLAY Narelle	Independent
CRILLY Rob	Independent
CUNNINGHAM Anthony	Independent
DOYLE Steve	Independent
EMMERICH Caitlin	Independent
FACKENDER Bronwyn	Independent
FITZPATRICK Zachary	Liberal
HAMILTON Moira	Labor
HARWOOD Robin	Independent
HOOD Jeremy	Independent
JOLLIFFE Jade	Independent
KELLEHER John	Liberal

Councillor Candidates

KENCEVSKI Rodna

KRINKS Steven

MacLEOD Alex

MARSH Kellie

MAY Philip

McNAUGHTON Anne

MORAN Peter

MURRAY John

NELSE Danna

PEMBER Brian

PETRESKI Robert

PHELPS Ros

PRATT Tony

QUINLIN Diane

RIDDING Craig

SALIBA Marianne

SEARS Cliff

SMITH Jason

STEWART Helen

STRATTON Ken

TESTA Frank

TRIGG Janelle

TRUSKETT Rob

WALKER Brian

WYETT Michaela

Party

Independent

Independent

Labor

Independent

Independent

Independent

Independent

Independent

Independent

Independent

Labor

Independent

Independent

Independent

Independent

Labor

Independent

Independent

Independent

Independent

Independent

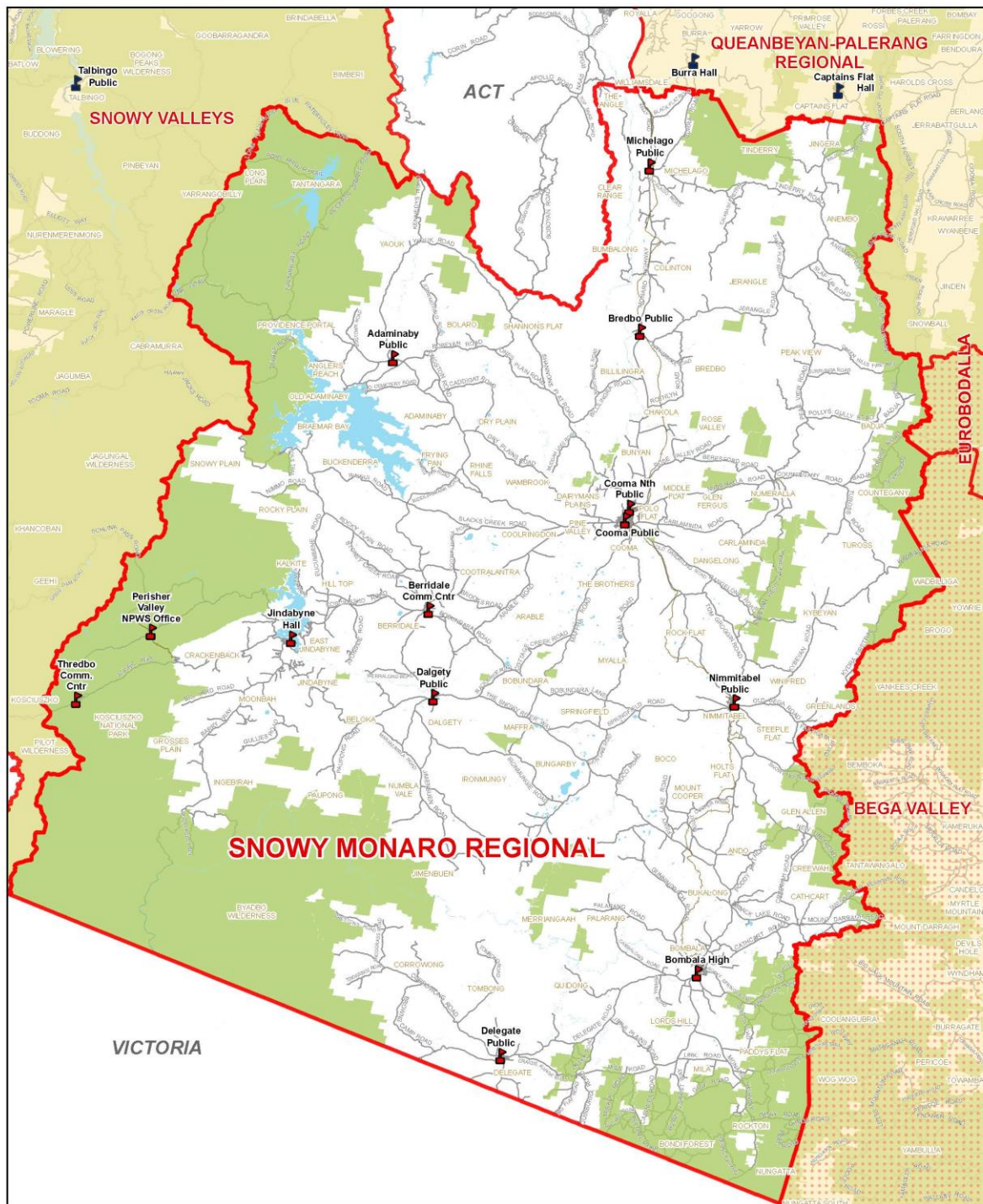
Liberal

Independent

Independent

Liberal

Snowy Monaro Regional Council Report



Snowy Monaro Regional Council

Local Government Election 2017

-  Polling Place
-  Neighbouring Polling Places
-  Local Government Boundary
-  Ward Boundary
-  No Election in September 2017



Polling Places current as at: 18 July 2017
 © Department Finance, Services & Innovation 2016, 19/04/2016
 © PSMA Australia Limited

Election Summary

Poll declared by Saturday, 16 September 2017

Councillor elections, successful candidates

Councillor Name	Party
BEER Peter	Independent
CASTELLARI John	
CORBETT Rogan	Independent
EWART James (Boo)	Independent
HASLINGDEN Sue	Independent
LAST John	Independent
MASLIN Anne	
MINERS Lynley	Independent
OLD Brian	Independent
ROONEY John	Independent
STEWART Bob	Independent

Enrolment

Total Electors	14,874
Residential Roll	14,866
Non-residential Roll	8

Participation and Informality

Formal Votes	10,850
Participation Rate	85.16%
Informal Votes	904
Total Votes	11,754
Informality Rate	8.81%

Apparent Failure to Vote Notices

Notices Issued	2,373
----------------	-------

Election Costs

Total cost of the Snowy Monaro Regional Council 2017 Election
\$157,771

Cost per elector

\$10.61

NSWEC Website

There were 787 unique visitors to the Snowy Monaro Regional Council election web page.

Returning Officer

Sue Burke

Returning Officer's Office

Snowy Monaro Returning Officer's Office
88 Vale Street
Cooma NSW 2630

Staffing

Office Assistants	13
Senior Office Assistants	5
Polling Place Managers	13
Deputy Polling Place Managers	0
Declaration Vote Issuing Officers	2
Election Officials	18
Total Staff	51

Polling Places

Pre-poll centres	5
Declared Institutions	7
Election Day Polling Places	14

Pre-poll centre locations

Bombala Council Offices
Jindabyne Memorial Hall
Snowy Monaro Returning Officer's Office
Snowy River Council Office Berridale
Sydney Town Hall

Advertising

Statutory Campaign

The Council requested that the statutory advertisements be placed in the following press:

Bombala Times
Monaro Post
The Post

Candidates

Nominations Withdrawn

No councillor nominations were withdrawn.

Names of all candidates

Councillor Candidates	Party
ALLEN Steve	Independent
BEER Peter	Independent
CASTELLARI John	
CORBETT Rogan	Independent
COTTRELL Peter	Independent
EVANS Lee	Independent
EWART James (Boo)	Independent
FRANCIS Michelle	Independent
HARRINGTON John	Independent
HASLINGDEN Sue	Independent
INGRAM Angie	Independent
KALTOUM Tony	Independent
KAPETANAKOS Olivier	
LAST John	Independent

Councillor Candidates

LINKENBAGH Maria

MASLIN Anne

MINERS Lynley

NORTON Roger

OLD Brian

PHILLIPS Winston

ROONEY John

SHUMACK John

STEWART Bob

STEWART-BEARDSLEY Colin

THALER A

THALER Alisa

WALKER Jan

Party

Independent

Independent

Independent

Independent

Independent

Independent

Independent

Independent

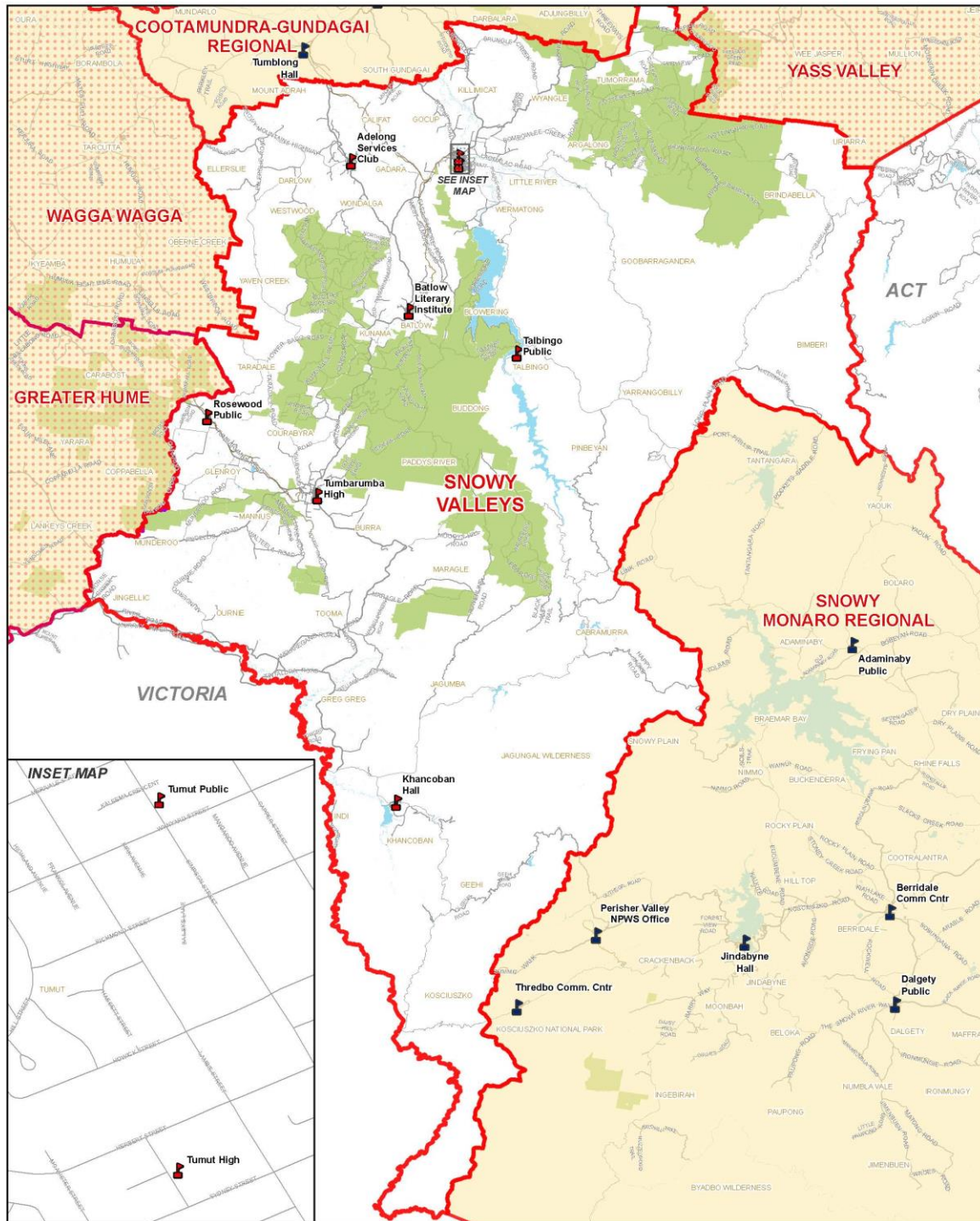
Independent

Independent

Independent

Independent

Snowy Valleys Council Report



Snowy Valleys Council Local Government Election 2017

- Polling Place
- Neighbouring Polling Places
- Local Government Boundary
- Ward Boundary
- No Election in September 2017



© Department Finance, Services & Innovation 2016, 19/04/2016
© PSMA Australia Limited

Election Summary

Poll declared by Friday, 15 September 2017

Councillor elections, successful candidates

Councillor Name	Party
BENJAMIN Andriana	Independent
CROSS Cate	Independent
HAM Julia	Independent
HAYES James	Independent
ISSELMANN Margaret	Independent
LARTER John	
PRITCHARD Geoff	Independent
SMIT Cor	Independent
WRIGHT Bruce	Independent

Enrolment

Total Electors	10,587
Residential Roll	10,567
Non-residential Roll	20

Participation and Informality

Formal Votes	7,777
Participation Rate	78.33%
Informal Votes	648
Total Votes	8,425
Informality Rate	5.80%

Apparent Failure to Vote Notices

Notices Issued	1,669
----------------	-------

Election Costs

Total cost of the Snowy Valleys Council 2017 Election
\$75,312

Cost per elector
\$7.11

NSWEC Website

There were 537 unique visitors to the Snowy Valleys Council election web page.

Returning Officer

Ellen Hannigan

Returning Officer's Office

Snowy Valleys Returning Officer's Office
31-33 Wynyard Street
Tumut NSW 2720

Staffing

Office Assistants	8
Senior Office Assistants	5
Polling Place Managers	8
Deputy Polling Place Managers	0
Declaration Vote Issuing Officers	0
Election Officials	14
Total Staff	35

Polling Places

Pre-poll centres	3
Declared Institutions	5
Election Day Polling Places	9

Pre-poll centre locations

Snowy Valleys Council - Tumbarumba Office
Snowy Valleys Returning Officer's Office
Sydney Town Hall

Advertising

Statutory Campaign

The Council requested that the statutory advertisements be placed in the following press:

Corryong Courier
Tumbarumba Times
Tumut and Adelong Times

Candidates

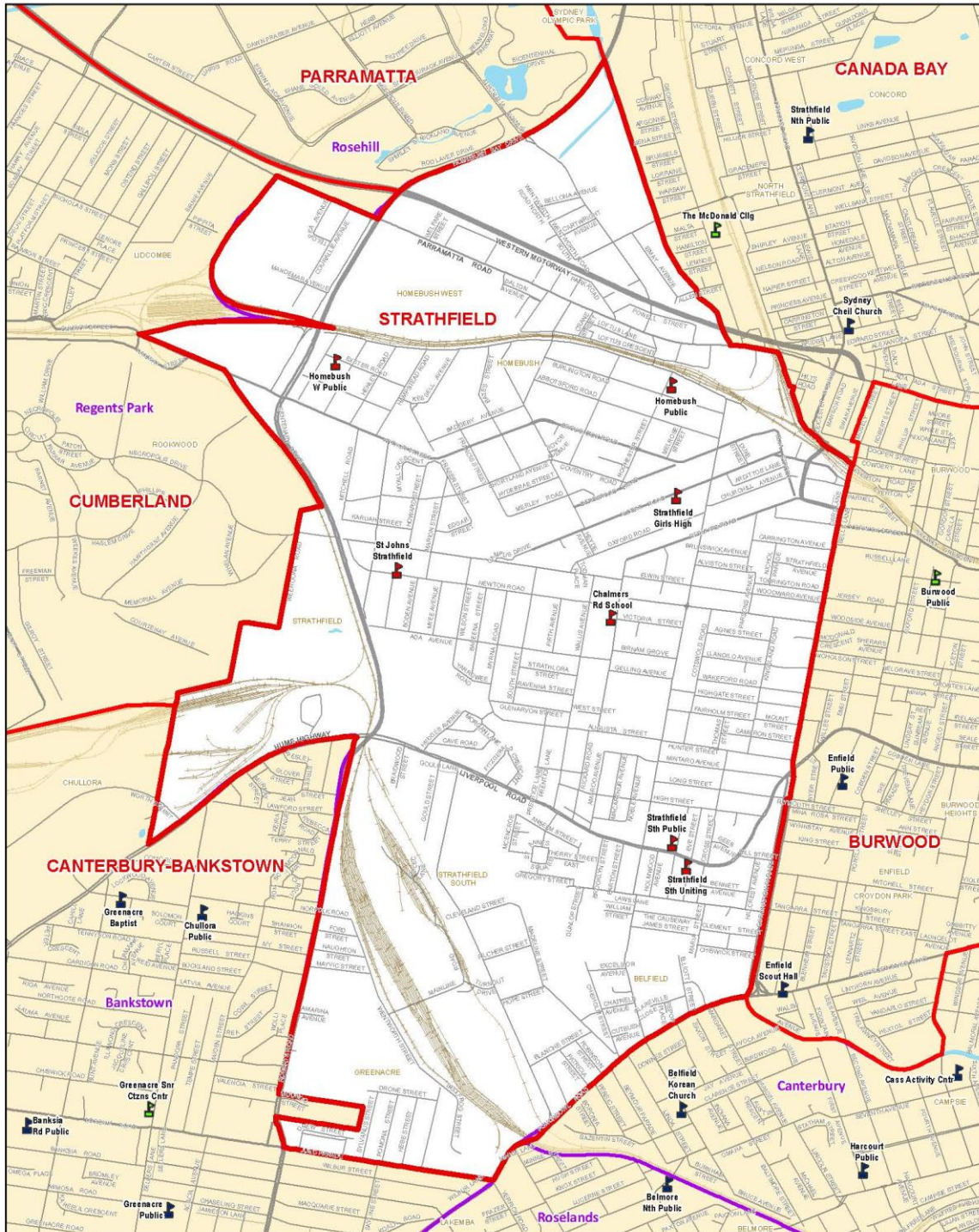
Nominations Withdrawn

No councillor nominations were withdrawn.

Names of all candidates

Councillor Candidates	Party
BENJAMIN Andriana	Independent
CROSS Cate	Independent
HAM Julia	Independent
HAYES James	Independent
ISSELMANN Margaret	Independent
LARTER John	
McKENZIE Audrey	
PRITCHARD Geoff	Independent
SMIT Cor	Independent
WRIGHT Bruce	Independent

Strathfield Municipal Council Report



Strathfield Council Local Government Election 2017

- Polling Place
- Multi Ward or Multi Council PP
- Neighbouring Polling Places
- Local Government Boundary
- Ward Boundary

N

electoral
COMMISSION NSW

Polling Places current as at: 18 July 2017
© Department Finance, Services & Innovation 2016, 19/04/2016
© PSMA Australia Limited

Election Summary

Poll declared by Saturday, 16 September 2017

Councillor elections, successful candidates

Councillor Name	Party
BLACKMORE Matthew	Independent
DOUEIHI Antoine	Liberal
DUGGAN Maryanne	Labor
HALL Nella	Independent
KOKKOLIS Stephanie	Liberal
PENSABENE Karen	Labor
VACCARI Gulian	Liberal

Enrolment

Total Electors	22,830
Residential Roll	22,828
Non-residential Roll	2

Participation and Informality

Formal Votes	17,535
Participation Rate	79.02%
Informal Votes	1,054
Total Votes	18,589
Informality Rate	7.69%

Apparent Failure to Vote Notices

Notices Issued	3,157
----------------	-------

Election Costs

Total cost of the Strathfield Municipal Council 2017 Election
\$175,289

Cost per elector

\$7.68

NSWEC Website

There were 3,814 unique visitors to the Strathfield Municipal Council election web page.

Returning Officer

Jacqueline McDonald

Returning Officer's Office

Burwood Region Returning Officer's Office
Level 1, 2 Conder Street
Burwood NSW 2134

Staffing

Office Assistants	0
Senior Office Assistants	0
Polling Place Managers	10
Deputy Polling Place Managers	6
Declaration Vote Issuing Officers	12
Election Officials	42
Total Staff	70

Polling Places

Pre-poll centres	3
Declared Institutions	4
Election Day Polling Places	11

Pre-poll centre locations

Burwood Region Returning Officer's Office
Strathfield Town Hall
Sydney Town Hall

Advertising

Statutory Campaign

The Council requested that the statutory advertisements be placed in the following press:

Inner West Courier
Inner West Courier - City & West
Inner West Courier - Inner West

Candidates

Nominations Withdrawn

No councillor nominations were withdrawn.

Names of all candidates

Councillor Candidates	Party
ABBINENI Sravya	Labor
ANBOUSSI Steven	Independent
ANDREWS Polly	Labor
AWIT Ghassan	Independent
BALI Renata	Independent
BHANDULA Rajiv	Liberal
BLACKMORE Matthew	Independent
BOLTON Gregory	Independent
CAI Benjamin	Labor
CARNEY Mira	Liberal
CHAIN Lillian	Independent
DHAWAN Sweety	Independent
DOUEIHI Antoine	Liberal
DUGGAN Maryanne	Labor
FORD Dale	Independent
GIAMMARCO Pat	Independent

Councillor Candidates

HALL Nella

KIM Hyun Ji (Vanessa)

KOKKOLIS Stephanie

LI Xiaojing

MARKWELL Geoff

McKINLEY Anthony

MEGALE Rose

MOHAN Chandra

PENSABENE Karen

PUVANENDIRANATHAN Vasanthakumari

RANERI Charles

REDDY Sandy

SHARMA Kamayani (Reetu)

SHARMA Rajeev

SHIN Eun Joo

SOULOS Andrew

VACCARI Gulian

WRIGHT Mechelle

Party

Independent

Liberal

Liberal

Labor

Independent

Liberal

Independent

Independent

Labor

Labor

Independent

Independent

Independent








Independent

Independent

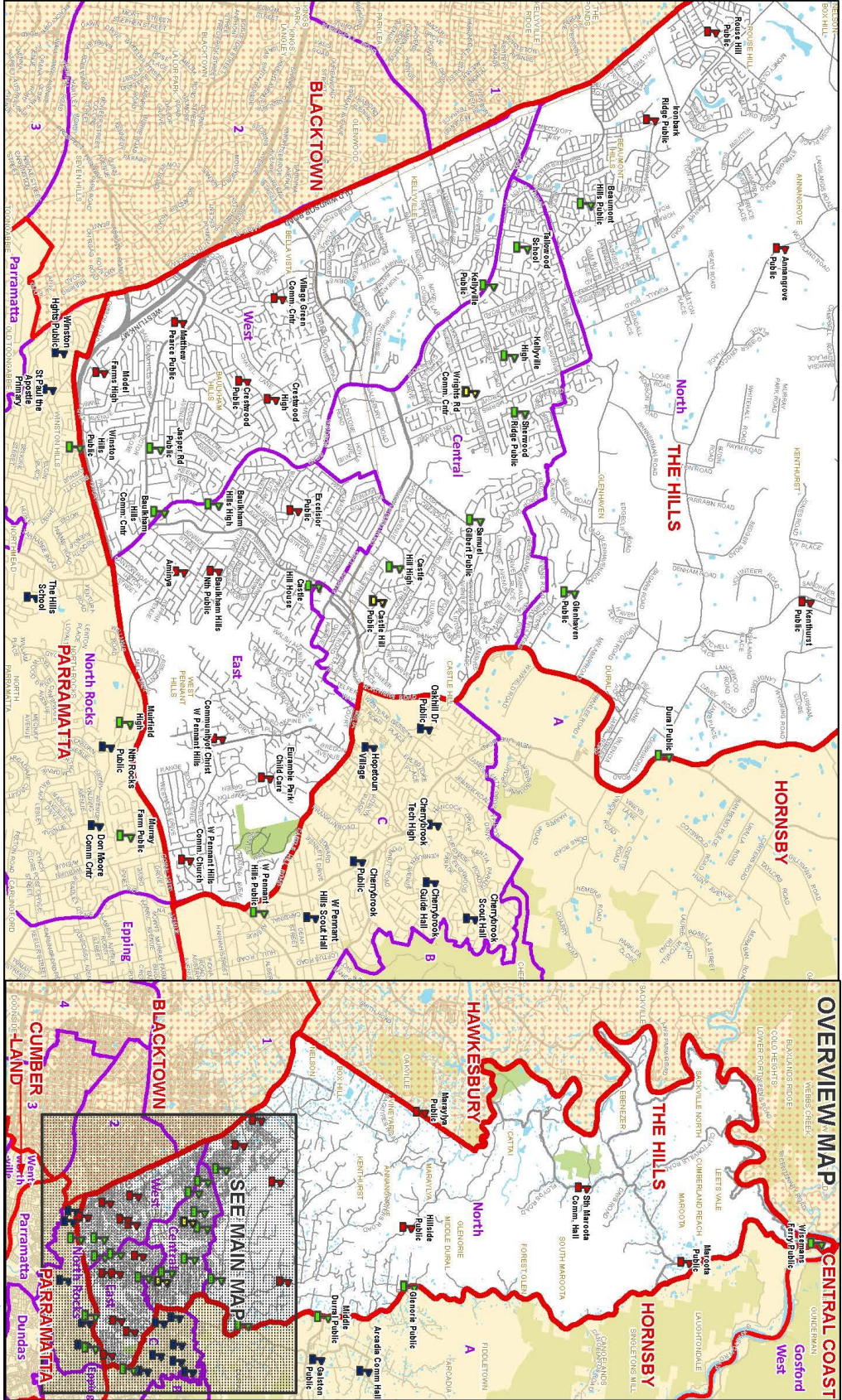
Independent

Liberal

Independent

-  Polling Place
-  All Ward PP
-  Local Government Boundary
-  Ward Boundary
-  No Election in September 2017
-  Neighbouring Polling Places
-  Multi Ward or Multi Council PP

The Hills Shire Council Local Government Election 2017




 electoral
 COMMISSION NSW
 Polling Places current as at 18 July 2017
 © Department Finance, Services & Innovation 2016, 19/04/2016
 © PSMA Australia Limited

Election Summary

Poll declared by Saturday, 16 September 2017

Mayoral election, successful candidate

Mayor Name	Party
BYRNE Michelle	

Councillor elections, successful candidates

Councillor Name	Party
<i>Central Ward</i>	
DE MASI Frank	Liberal
HAY Tony	Labor
RUSSO Elizabeth	Liberal
<i>East Ward</i>	
HASELDEN Alan	Liberal
TRACEY Ryan	Labor
UNO Samuel	Liberal
<i>North Ward</i>	
COLLINS Brooke	Liberal
GANGEMI Peter	Liberal
PRESTON Robyn	Liberal
<i>West Ward</i>	
HARTY Raymond	Labor
JETHI Reena	Liberal
THOMAS Mike	Liberal

Enrolment

Total Electors	110,280
Residential Roll	110,278
Non-residential Roll	2

Participation and Informality

Formal Votes	84,707
Participation Rate	79.58%
Informal Votes	5,730
Total Votes	90,437
Informality Rate	7.69%

Apparent Failure to Vote Notices

Notices Issued	15,201
----------------	--------

Election Costs

Total cost of the The Hills Shire Council 2017 Election
\$732,004

Cost per elector

\$6.64

NSWEC Website

There were 9,103 unique visitors to the The Hills Shire Council election web page.

Returning Officer

Wayne Donaldson

Returning Officer's Office

The Hills Returning Officer's Office

Level 2, 72-74 Cecil Avenue

Castle Hill NSW 2154

Staffing

Office Assistants	49
Senior Office Assistants	6
Polling Place Managers	41
Deputy Polling Place Managers	23
Declaration Vote Issuing Officers	55
Election Officials	198
Total Staff	372

Polling Places

Pre-poll centres	3
Declared Institutions	9
Election Day Polling Places	42

Pre-poll centre locations

Baulkham Hills Pre-Poll

Sydney Town Hall

The Hills Returning Officer's Office

Advertising

Statutory Campaign

The Council requested that the statutory advertisements be placed in the following press:

Hills News

The Hills Shire Times

Rouse Hill Times

Candidates

Nominations Withdrawn

No councillor nominations were withdrawn.

Names of all candidates

Mayoral Candidates	Party
BROWN Ray	
BYRNE Michelle	
HAY Tony	
LOWE Jeff	Independent

Councillor Candidates

AGER David

BROWN Ray

CHEUNG Irene

COLLINS Brooke

COSTIGAN Simon

CRAIG Geoff

DE MASI Frank

ELMER Bill

EMRICH Eva

FAUST Shane

GANGEMI Peter

HALL Peter

HARTY Raymond

HASELDEN Alan

HAY Tony

HEARN Bob

HOWDEN Jocelyn

JETHI Reena

LEE Susan

LEES Colin

LOWE Jeff

MARCEL Daniel

MARCHANT Joel

MARKS Steven

MENON Uma

MURPHY Lawrence

O'DONNELL Michael

PIGNAT Jim

PORTER Todd

PRESTON Robyn

RICHMOND Trent

RUSSO Elizabeth

SELVARAJ Immanuel

SU Lily

TANEJA Ajay

THOMAS Mike

TIMS Patricia

TRACEY Monika

TRACEY Ryan

UNO Samuel

VASSALLO Belinda

VELLENGA John

WALTER David

WANG Zhiyuan

WOOLNOUGH Catherine

WORTHINGTON Chris

YAZDANI Alexia

YEATES Mandy

Party

Labor

Building Australia Party

Independent

Liberal

Building Australia Party

Building Australia Party

Liberal

Independent

Building Australia Party

Independent

Liberal

Building Australia Party

Labor

Liberal

Labor

Building Australia Party

The Greens

Liberal

Labor

Independent

Independent

Labor

Building Australia Party

Labor

Labor

The Greens

Building Australia Party

Building Australia Party

Building Australia Party

Liberal

Liberal

Liberal

Labor

Labor

Labor

Liberal

Independent

Labor

Labor

Liberal

Liberal

Building Australia Party

Building Australia Party

Liberal

The Greens

Labor

Independent

Election Summary

Poll declared by Sunday, 17 September 2017

Councillor elections, successful candidates

Councillor Name	Party
<i>Bondi Ward</i>	
GOLTSMAN Leon	
KANAK Dominic	
WAKEFIELD John	
<i>Hunter Ward</i>	
BETTS Sally	Liberal
LEWIS Steven	Labor
NEMESH Will	Liberal
<i>Lawson Ward</i>	
BURRILL Angela	Liberal
KEENAN Elaine	The Greens
MASSELOS Paula	Labor
<i>Waverley Ward</i>	
COPELAND George	The Greens
KAY Tony	Liberal
O'NEILL Marjorie	Labor

Enrolment

Total Electors	45,795
Residential Roll	45,791
Non-residential Roll	4

Participation and Informality

Formal Votes	28,384
Participation Rate	81.42%
Informal Votes	1,105
Total Votes	29,489
Informality Rate	5.67%

Apparent Failure to Vote Notices

Notices Issued	12,277
----------------	--------

Election Costs

Total cost of the Waverley Council 2017 Election
\$308,550

Cost per elector
\$6.74

NSWEC Website

There were 5,568 unique visitors to the Waverley Council election web page.

Returning Officer

Richard Lenn

Returning Officer's Office

Waverley Returning Officer's Office

Waverley Park Pavilion

Waverley Oval, 49C Bondi Road

Bondi Junction NSW 2022

Staffing

Office Assistants	26
Senior Office Assistants	4
Polling Place Managers	16
Deputy Polling Place Managers	4
Declaration Vote Issuing Officers	35
Election Officials	52
Total Staff	137

Polling Places

Pre-poll centres	2
Declared Institutions	7
Election Day Polling Places	17

Pre-poll centre locations

Sydney Town Hall

Waverley Returning Officer's Office

Advertising

Statutory Campaign

The Council requested that the statutory advertisements be placed in the following press:

Australian Jewish News

Wentworth Courier

Candidates

Nominations Withdrawn






No councillor nominations were withdrawn.

Names of all candidates

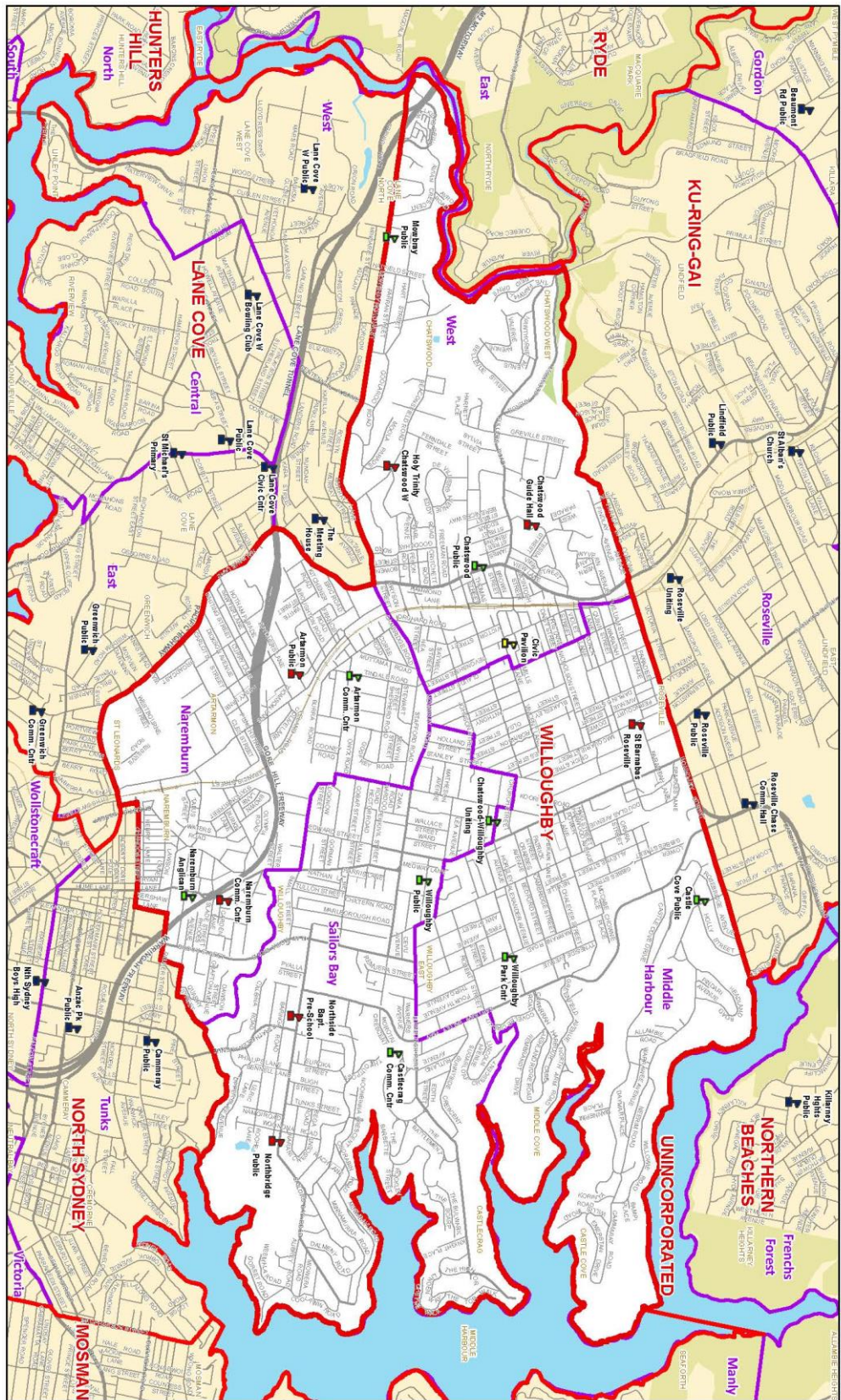
Councillor Candidates	Party
AMZALLAG Daniel	Liberal
ARICO Paul	Independent
BETTS Sally	Liberal
BURRILL Angela	Liberal
CANCIAN Prue	The Greens
COPELAND George	The Greens
CUSACK Andrew	Liberal
DONAZZAN Elliott	Liberal
ELFICK David	Labor

Councillor Candidates	Party
FABIANO Ludovico	The Greens
GOLTSMAN Leon	Liberal
GUERRY Annette	Independent
GUTTMAN-JONES Miriam	Independent
HALL Judi	Independent
HALL Lynda	Liberal
HENNE Peter	Labor
JAMIESON John	Labor
KANAK Dominic	The Greens
KAY Tony	Liberal
KEENAN Elaine	The Greens
KOVNER Maria	The Greens
KULAKAUSKAS Lenore	Labor
LEWIS Steven	Labor
MAGAL Boaz	The Greens
MAIDEN Kathryn	The Greens
MAIN Mora	The Greens
MASSELOS Paula	Labor
MOUROUKAS Bill	Liberal
MURRAY Tim	Labor
NEMESH Will	Liberal
O'NEILL Marjorie	Labor
PAPPAS Alex	Liberal
PEARCE Thane	Labor
SMITH Di	Labor
SPOONER Keri	Labor
SZCZEPANSKI James	Liberal
WAKEFIELD John	Labor

Willoughby City Council Report

-  Polling Place
-  Local Government Boundary
-  All Ward PP
-  Ward Boundary
-  Multi Ward or Neighbouring Polling Places

City of Willoughby Council Local Government Election 2017





 Polling Places current as at 18 July 2017

 © Department Finance, Services & Innovation 2016, 19/04/2016

 © PSMA Australia Limited

Election Summary

Poll declared by Saturday, 16 September 2017

Mayoral election, successful candidate

Mayor Name	Party
GILES-GIDNEY Gail	Independent

Councillor elections, successful candidates

Councillor Name	Party
<i>Middle Harbour Ward</i>	
NORTON Wendy	Independent
ROZOS Angelo	Independent
RUTHERFORD Judith	Independent

Naremburn Ward

COPPOCK Stuart	Independent
TUON Christine	Independent
WRIGHT Nic	Independent

Sailors Bay Ward

ERIKSSON Hugh	Independent
FERNANDEZ Denis	Independent
ZHU Brendon	Independent

West Ward

CAMPBELL Craig	Independent
MUSTACA Tony	Independent
SAVILLE Lynne	The Greens

Enrolment

Total Electors	46,226
Residential Roll	46,223
Non-residential Roll	3

Participation and Informality

Formal Votes	34,793
Participation Rate	82.01%
Informal Votes	2,869
Total Votes	37,662
Informality Rate	6.34%

Apparent Failure to Vote Notices

Notices Issued	5,644
----------------	-------

Election Costs

Total cost of the Willoughby City Council 2017 Election
\$349,207

Cost per elector

\$7.55

NSWEC Website

There were 7,661 unique visitors to the Willoughby City Council election web page.

Returning Officer

Debra Ellerby

Returning Officer's Office

Willoughby Returning Officer's Office

Unit 7, 12-18 Clarendon Street

Artarmon NSW 2064

Staffing

Office Assistants	28
Senior Office Assistants	5
Polling Place Managers	17
Deputy Polling Place Managers	7
Declaration Vote Issuing Officers	26
Election Officials	68
Total Staff	151

Polling Places

Pre-poll centres	3
Declared Institutions	12
Election Day Polling Places	18

Pre-poll centre locations

Dougherty Community Centre

Sydney Town Hall

Willoughby Returning Officer's Office

Advertising

Statutory Campaign

The Council requested that the statutory advertisements be placed in the following press:

North Shore Times

Candidates

Nominations Withdrawn

No councillor nominations were withdrawn.

Names of all candidates

Mayoral Candidates	Party
GILES-GIDNEY Gail	Independent
ROZOS Angelo	Independent

Councillor Candidates	Party
BOWEN Christine	Independent
CAMPBELL Craig	Independent
CHAN Audrey	Independent
CHAN Maria	Independent
CHEAH Kenrick	Independent
CLIFTON-BASSETT Marie	The Greens
COPPOCK Stuart	Independent
CUSSELL Garry	Independent
DICIANO Miranda	Independent
ERIKSSON Hugh	Independent
FERNANDEZ Denis	Independent
FISHER Andrew	Independent
FLYNN James	
FULLER Fiona	Independent
FULLER Simon	Independent
FUNG Deb	Independent
GARTRELL Glenda	Independent
GILES-GIDNEY Gail	Independent
HABKOUK Kathryn	Independent
HILL Rachel	Independent
HUANG Dan	Independent
LARKEY Andrew	Independent
LEE Seamus	The Greens
LIM Nicholas	Independent
MICHEL Caroline	Independent
MOURADIAN Sarkis	
MUSTACA Tony	Independent
NAPIT Shree	Independent
NORTON Wendy	Independent
O'BRIEN Robert	Independent
O'GALLAGHER Brian	Independent
PAYTER Imogen	Independent
PEARSON Karen	Independent
PRESSLER April	Independent
ROZOS Angelo	Independent
RUTHERFORD Judith	Independent
SAVILLE Lynne	The Greens
SLOANE Michelle	Independent
SOETANTO Arman	Independent
STEEL John	Independent
TAFFEL Bob	Independent
TAING William	Independent
TAYLOR Tanya	Independent
TIMMINS Becky	Independent
TINYOW Walter	Independent
TUON Christine	Independent
UNDERHILL Max	Independent
VIVANCO J	Independent
WILSON Robert	Independent
WRIGHT Nic	Independent

Councillor Candidates

XU Edward

YAN Meixi (Maisy)

ZACHARATOS Peter

ZHU Brendon

Party

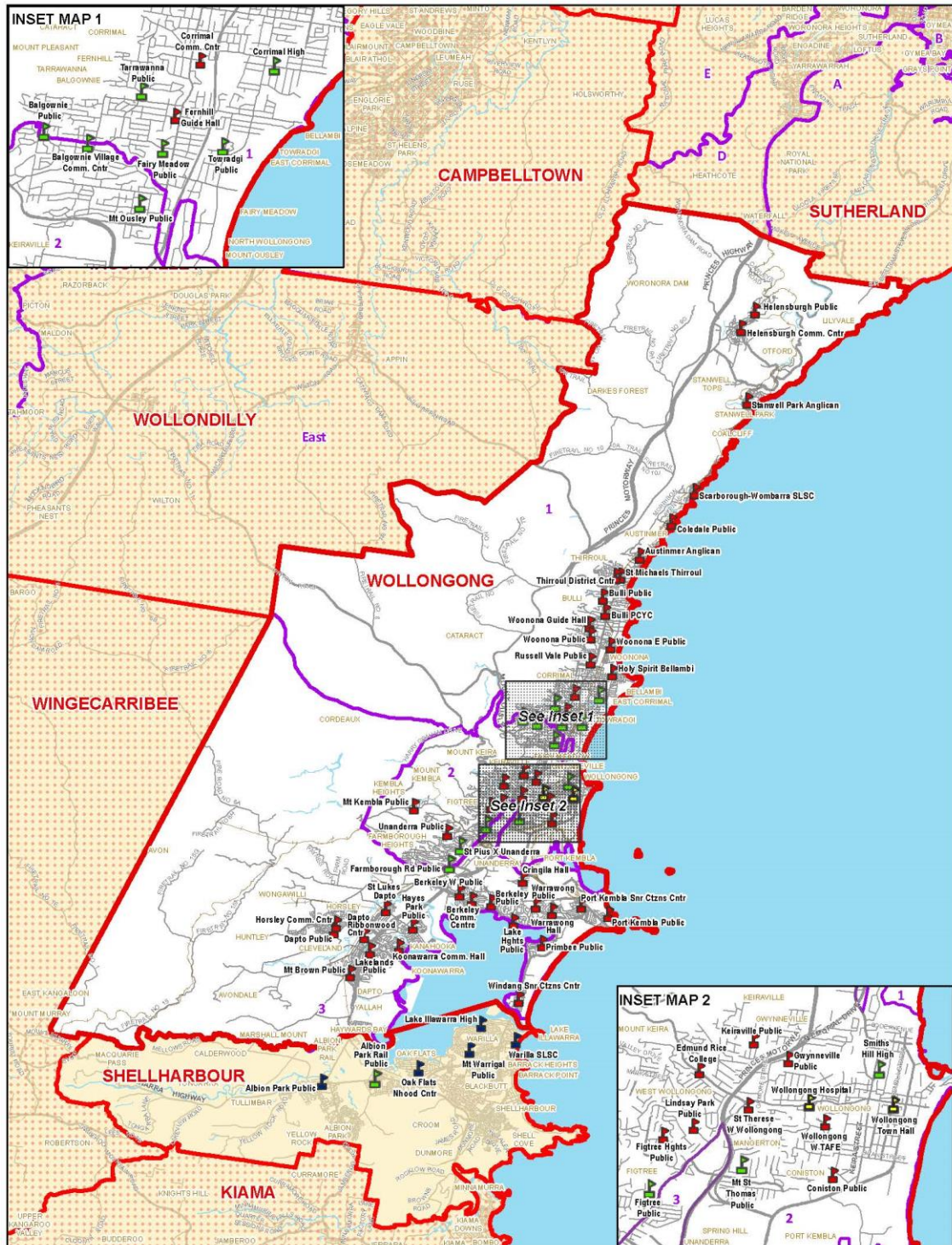
Independent

Independent

Independent

Independent

Wollongong City Council Report



**City of Wollongong Council
Local Government Election 2017**

- Polling Place
- All Ward PP
- Neighbouring Polling Places
- Multi Ward or Multi Council PP
- Neighbouring Councils
- Local Government Boundary
- Ward Boundary
- No Election in September 2017

electoral
commission nsw

Polling Places current as at: 18 July 2017

© Department Finance, Services & Innovation 2016, 19/04/2016
© PSMA Australia Limited

Election Summary

Poll declared by Monday, 18 September 2017

Mayoral election, successful candidate

Mayor Name	Party
BRADBERRY Gordon	Independent

Councillor elections, successful candidates

Councillor Name	Party
<i>Ward 1</i>	
COLACINO Leigh	Liberal
COX Mithra	The Greens
KERSHAW Janice	Labor
RIMMER Jenelle	Labor
<i>Ward 2</i>	
BLAKEY Cath	The Greens
BROWN David	Labor
BROWN Tania	Labor
DORAHY John	Liberal
<i>Ward 3</i>	
CONNOR Chris	Labor
FIGLIOMENI Dom	Independent
KING Vicky	Labor
WALTERS Cameron	Liberal

Enrolment

Total Electors	150,746
Residential Roll	150,733
Non-residential Roll	13

Participation and Informality

Formal Votes	115,390
Participation Rate	64.39%
Informal Votes	8,814
Total Votes	124,204
Informality Rate	3.75%

Apparent Failure to Vote Notices

Notices Issued	19,326
----------------	--------

Election Costs

Total cost of the Wollongong City Council 2017 Election
\$966,272

Cost per elector
\$6.41

NSWEC Website

There were 16,331 unique visitors to the Wollongong City Council election web page.

Returning Officer

Judith Frost

Returning Officer's Office

Wollongong Returning Officer's Office

32-34 Auburn Street

Wollongong NSW 2500

Staffing

Office Assistants	47
Senior Office Assistants	6
Polling Place Managers	61
Deputy Polling Place Managers	24
Declaration Vote Issuing Officers	64
Election Officials	261
Total Staff	463

Polling Places

Pre-poll centres	4
Declared Institutions	27
Election Day Polling Places	62

Pre-poll centre locations

Dapto Ribbonwood Centre

Sydney Town Hall

Thirroul Community Centre

Wollongong Returning Officer's Office

Advertising

Statutory Campaign

The Council requested that the statutory advertisements be placed in the following press:

Illawarra Mercury

The Advertiser incorporating Lake Times

Candidates

Nominations Withdrawn

No councillor nominations were withdrawn.

Names of all candidates

Mayoral Candidates	Party
ANTHONY Andrew	Independent
BRADBERRY Gordon	Independent
BROWN David	
COX Mithra	

Mayoral Candidates

CURRAN Vicki	Independent
DORAHY John	
ERWIN Warwick	Independent
MULLAN John	Independent
PETTY Greg	Independent

Councillor Candidates

	Party
AITKEN Elisha	Liberal
ANTHONY Andrew	Independent
ANTHONY John	Independent
BELL Josh	The Greens
BLAKEY Cath	The Greens
BLICAVS Michelle	Liberal
BRADBERRY Gordon	Independent
BROWN David	Labor
BROWN Tania	Labor
COLACINO Jennie	Liberal
COLACINO Leigh	Liberal
CONNOR Chris	Labor
COOPER Wayne	Independent
COSTELLO Alex	Labor
COX Mithra	The Greens
CUBBY Martin	The Greens
CURRAN Vicki	Independent
DARCY Karen	Liberal
DIXON Jamie	The Greens
DORAHY John	Liberal
ERWIN Warwick	Independent
FABOK Ivor	Labor
FERRI Damien	Independent
FIGLIOMENI Dom	Independent
FULLER Leon	The Greens
GALLAGHER Terry	Independent
HARRISON Carmela	Independent
HUXTABLE Theresa	The Greens
IQBAL Asim	Liberal
KELLY Amanda	Independent
KERSHAW Janice	Labor
KING Vicky	Labor
MANT John	Independent
MARETT Anne	The Greens
MARLOW Julie	The Greens
MARTIN Ann	Labor
MARTIN Richard	Labor
MILLER Julian	Labor
MULLAN John	Independent
NICHOLSON Andrew	The Greens
NICHOLSON Sarah	The Greens
NUSKE Heloisa	Liberal
PAYNE Stewart	Liberal

Councillor Candidates

PETTY Greg

RAJ Ranjith

RIMMER Jenelle

ROBINSON Ray

SWEENEY de HAVILLAND Kylie

VERMEER Peter

WALTERS Cameron

WATERS Donna

WHITE Daniel

YOUNG Stephen

Party

Independent

Liberal

Labor

Independent

Independent

Liberal

Liberal

Independent

Labor

The Greens

Election Summary

Poll declared by Saturday, 16 September 2017

Councillor elections, successful candidates

Councillor Name	Party
<i>Bellevue Hill Ward</i>	
MAXWELL Nick	Liberal
REGAN Lucinda	Residents First
SHAPIRO Isabelle	Liberal
<i>Cooper Ward</i>	
ELSING Luise	Residents First
MARANO Anthony	Liberal
McEWIN Megan	The Greens
<i>Double Bay Ward</i>	
SHIELDS Richard	Liberal
SILCOCKS Mark	Residents First
ZELTZER Toni	Liberal
<i>Paddington Ward</i>	
CAVANAGH Peter	Liberal
PRICE Harriet	Residents First
ROBERTSON Matthew	The Greens
<i>Vaucluse Ward</i>	
CULLEN Claudia	Residents First
JARVIS Mary-Lou	Liberal
WYNNE Susan	Liberal

Enrolment

Total Electors	40,724
Residential Roll	40,721
Non-residential Roll	3

Participation and Informality

Formal Votes	25,996
Participation Rate	65.81%
Informal Votes	805
Total Votes	26,801
Informality Rate	3.00%

Apparent Failure to Vote Notices

Notices Issued	10,668
----------------	--------

Election Costs

Total cost of the Woollahra Municipal Council 2017 Election
\$336,795

Cost per elector
\$8.27

NSWEC Website

There were 4,870 unique visitors to the Woollahra Municipal Council election web page.

Returning Officer

John Roe

Returning Officer's Office

Woollahra Returning Officer's Office
Sherbrooke Avenue
Double Bay NSW 2021

Staffing

Office Assistants	20
Senior Office Assistants	6
Polling Place Managers	15
Deputy Polling Place Managers	3
Declaration Vote Issuing Officers	33
Election Officials	50
Total Staff	127

Polling Places

Pre-poll centres	3
Declared Institutions	9
Election Day Polling Places	16

Pre-poll centre locations

Bondi Junction Pre-Poll
Sydney Town Hall
Woollahra Returning Officer's Office

Advertising

Statutory Campaign

The Council requested that the statutory advertisements be placed in the following press:

Wentworth Courier

Candidates

Nominations Withdrawn

No councillor nominations were withdrawn.

Names of all candidates

Councillor Candidates	Party
BENZ John	The Greens
BLACKWOOD Torsten	Residents First
BLOOMAN Isabella (Bunty)	Labor

Councillor Candidates

BRITTON Sue
CAVANAGH Peter
CHRYSTAL David
CHURCHILL Adrian
CULLEN Claudia
EDMONDS Giles
ELSING Luise
ERGAS Daniel
EXCELL Tanya
GERMON Catriona
GRAY Wendy
GREEN Martin
GRIEVE Nicola
HAEGE Paul
HIRSCH Rosalie
HOLDER Lloyd
HOLM Paul
HOPPER Robert
INIA Cara
JARVIS Mary-Lou
MARANO Anthony
MAXWELL Nick
McEWIN Megan
McMILLAN-BAER Emma
O'DONNELL Rebecca
OLAH Karin
PRICE Harriet
REGAN Lucinda
ROBERTSON Matthew
ROSE Ian
RUNDLE Geoff
SHAPIRO Isabelle
SHIELDS Richard
SILCOCKS Mark
SKINNER Vivienne
STALLMAN Catherine
TALACKO Cristina
TORGERSEN Deborah
TSOR David
WHITE Rosemary
WILHELM Linda
WIVELL PLATER Claire
WRIGHT Tony
WYNNE Susan
ZELTZER Toni

Party

The Greens
Liberal
Residents First
Labor
Residents First
Residents First
Residents First
The Greens
The Greens
The Greens
The Greens
Residents First
The Greens
Liberal
Residents First
Liberal
The Greens
The Greens
Liberal
Liberal
Liberal
The Greens
Liberal
Residents First
Residents First
Residents First
Residents First
Residents First
The Greens
The Greens
Residents First
Residents First
Residents First
Liberal
Liberal
Residents First
Labor
Residents First
Liberal
Liberal
Liberal
The Greens
The Greens
Residents First
The Greens
Liberal
Liberal