

Report on the conduct of the

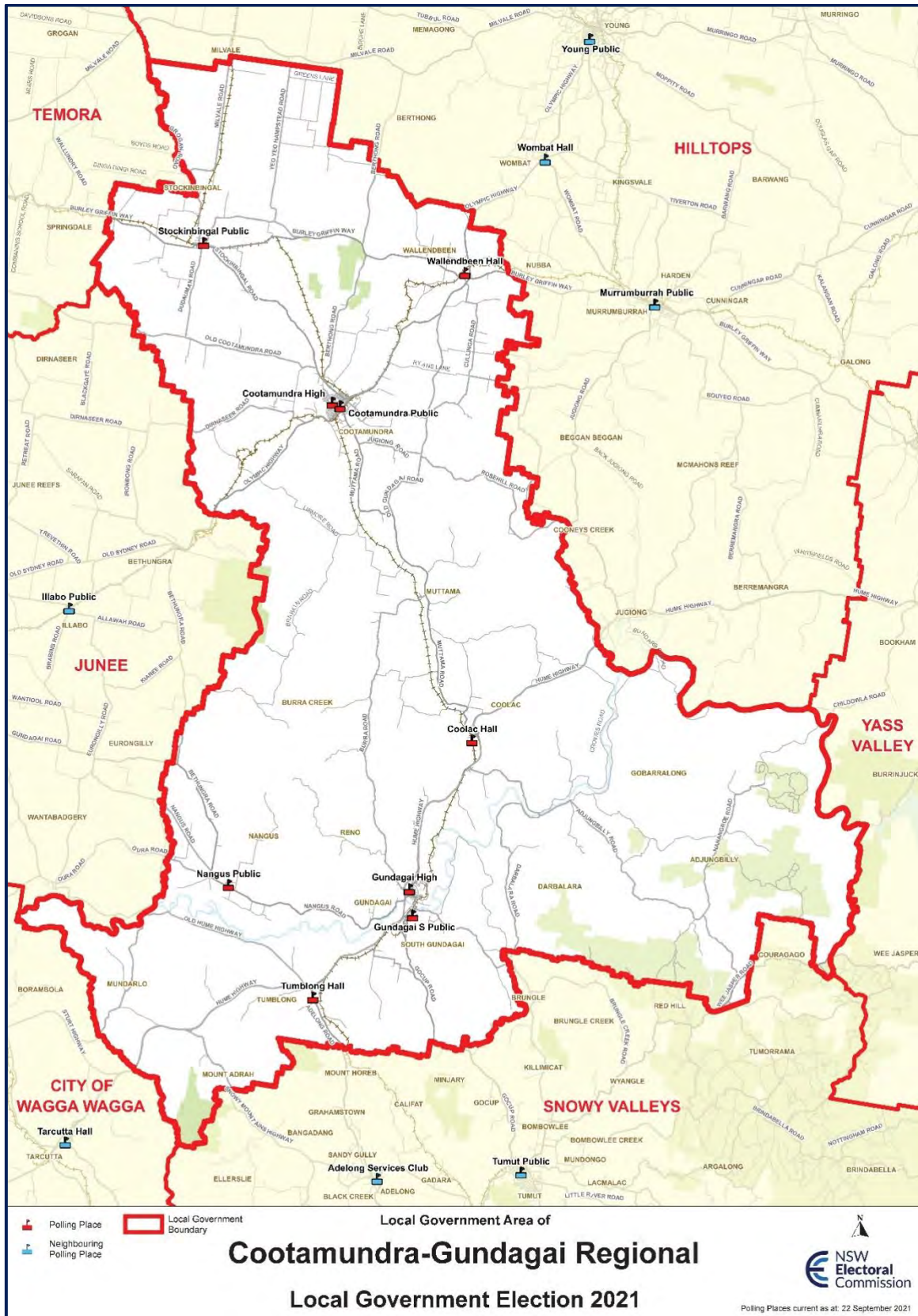
2021 NSW Local Government elections

Part two

Cootamundra-Gundagai
Regional Council –
Leeton Shire Council



Cootamundra-Gundagai Regional Council



Election summary

Undivided council

Type of election conducted: Councillor (9 councillors to be elected)

Enrolment: 8,603 **Residential roll:** 8,602 **Non-residential roll:** 1

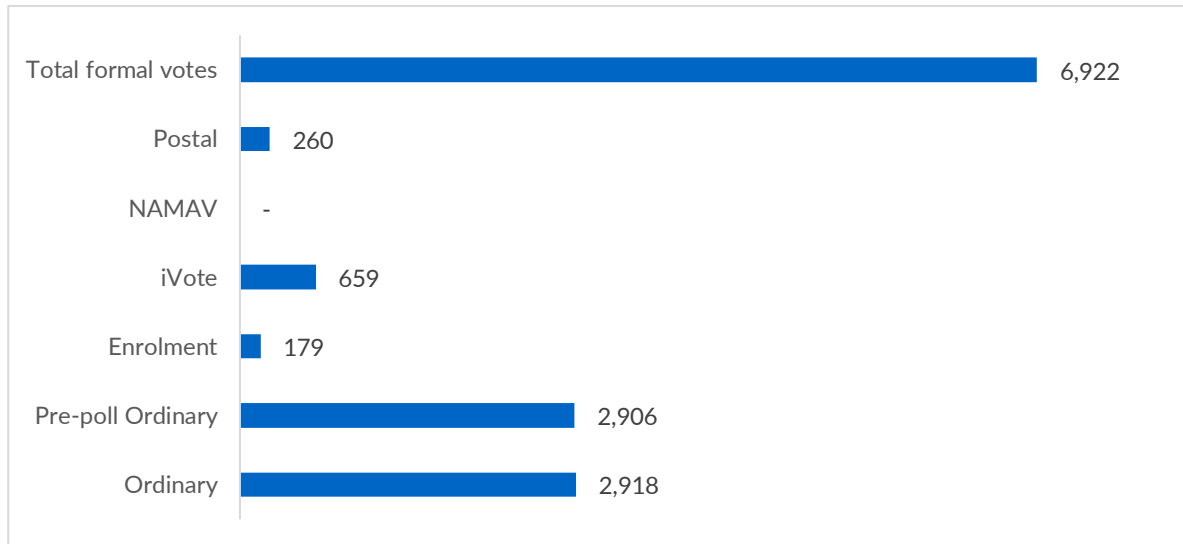
Councillor election total votes: 7,232 **Formal:** 6,922 (95.71%) **Informal:** 310 (4.29%)

Turnout rate: 84.06%

Elected councillors (result declared Tuesday, 21 December 2021)

Councillor name	Affiliation
BOWDEN Leigh	Independent
BOYD Leslie	Independent
COLLINS Logan	
GLOVER Trevor	Independent
GRAHAM David	Independent
KELLY Gil	Independent
McALISTER Abb	Independent
NICHOLSON Penny	Independent
SHEAHAN Charlie	Independent

Formal votes cast by vote type



Apparent failure to vote notices issued: 1,071

Candidate nominations

Name	Affiliation
BOWDEN Leigh	Independent
BOYD Leslie	Independent
COLLINS Logan	
FERGUSON David	
GLOVER Trevor	Independent
GRAHAM David	Independent
HAYES Maxine	
KELLY Gil	Independent
McALISTER Abb	Independent
NICHOLSON Penny	Independent
SHEAHAN Charlie	Independent
WIGHT Rosalind	Independent

Councillor nominations withdrawn or rejected: 1 rejected, 0 withdrawn

Election operations

Election day staffing

Position	Number
Deputy polling place managers	7
Election officials	30
Polling place managers	9
Total	46

Number of polling places

Type	Number
Pre-poll (early voting) centres	2
Election day polling places	9

Returning Officer's office

- 81 Wallendoon Street, Cootamundra NSW 2590

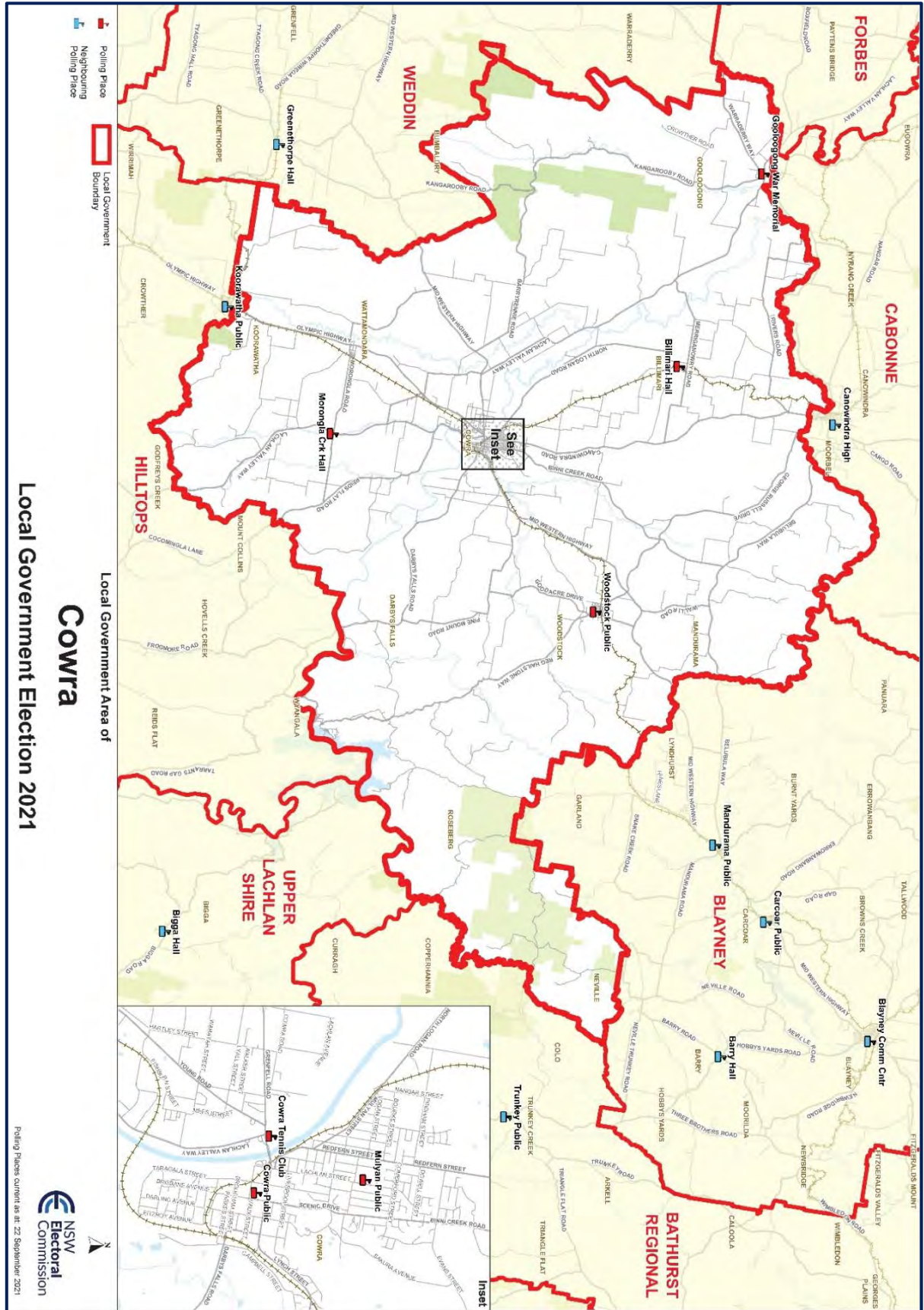
Election costs

- Invoiced election cost: \$123,950
- Cost per elector: \$14.41

NSW Electoral Commission website analytics

- 2,097 visitors to the Cootamundra-Gundagai Regional Council election web page

Cowra Shire Council



Election summary

Undivided council

Type of election conducted: Councillor (9 councillors to be elected)

Enrolment: 9,697 **Residential roll:** 9,695 **Non-residential roll:** 2

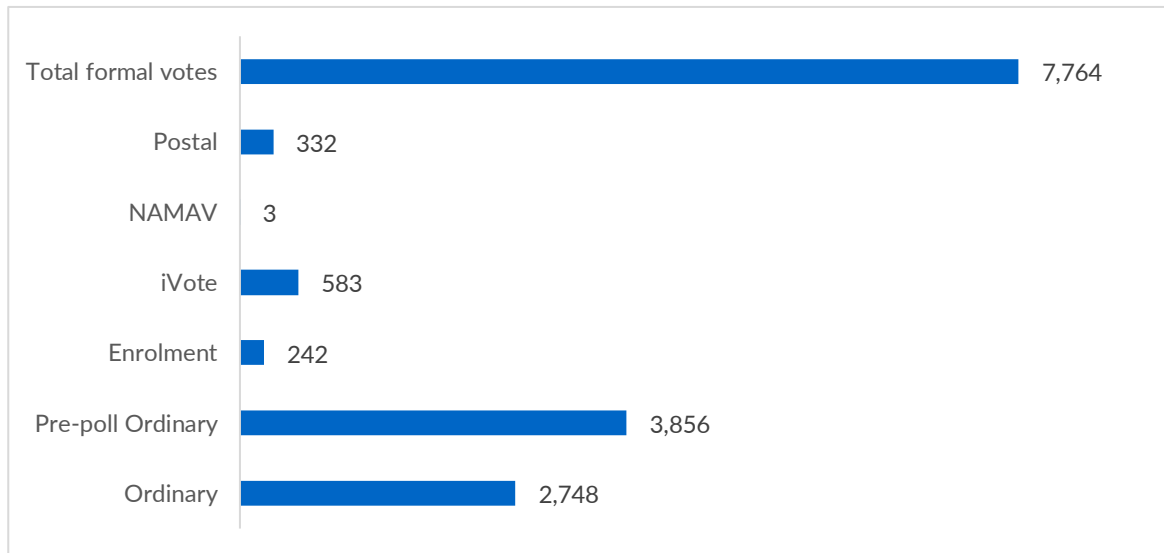
Councillor election total votes: 8,244 **Formal:** 7,764 (94.18%) **Informal:** 480 (5.82%)

Turnout rate: 85.02%

Elected councillors (result declared Tuesday, 21 December 2021)

Councillor name	Affiliation
SHEAHAN Charlie	Independent
D'ELBOUX Sharon	Independent
DOWNING Cheryl	Independent
FAGAN Ruth	
KISS Nikki	Independent
SMITH Judi	Independent
SMITH Paul	
WATT Erin	
WEST Bill	
WRIGHT Peter	Independent

Formal votes cast by vote type



Apparent failure to vote notices issued: 1,246

Candidate nominations

Name	Affiliation
WIGHT Rosalind	Independent
BRAY Simon	
BUHR Rodrick	Independent
COZADINOS Alex	
D'ELBOUX Sharon	Independent
DOCKER Ian	Independent
DOWNING Cheryl	Independent
FAGAN Ruth	
KISS Nikki	Independent
MORGAN Rebecca	Independent
NOBES Michael	Independent
PETERS Donna	Independent
SMITH Judi	Independent
SMITH Paul	
WATT Erin	

Name	Affiliation
WEST Bill	
WRIGHT Peter	Independent

Councillor nominations withdrawn or rejected: 0 rejected, 0 withdrawn

Election operations

Election day staffing

Position	Number
Declaration vote issuing officers	2
Deputy polling place managers	7
Election officials	39
Polling place managers	7
Total	55

Number of polling places

Type	Number
Pre-poll (early voting) centres	1
Election day polling places	7

Returning Officer's office

- 111 Kendal Street, Cowra NSW 2794

Election costs

- Invoiced election cost: \$122,229
- Cost per elector: \$12.60

NSW Electoral Commission website analytics

- 2,756 visitors to the Cowra Shire Council election web page

Election summary

Divided:

Granville Ward | Greystanes Ward | Regents Park Ward | South Granville Ward |
Wentworthville Ward

Type of election conducted: Councillor (15 councillors to be elected, 3 from each ward)

Enrolment: 127,131 **Residential roll:** 127,119 **Non-residential roll:** 12

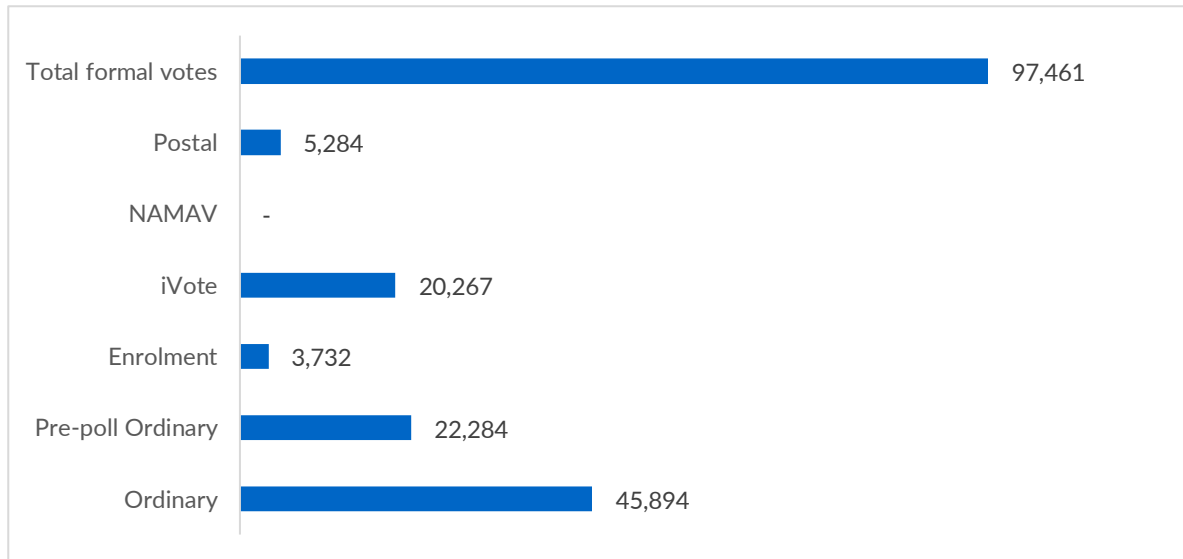
Councillor election total votes: 104,166 **Formal:** 97,461 (93.56%) **Informal:** 6,705 (6.44%)

Turnout rate: 81.93%

Elected councillors (result declared Tuesday, 21 December 2021)

Ward	Councillor name	Affiliation
Granville Ward	CHRISTOU Steve	Our Local Community
Granville Ward	HAMED Ola	Labor
Granville Ward	RAHME Joseph	
Greystanes Ward	COLMAN Diane	Labor
Greystanes Ward	CUMMINGS Greg	Independent
Greystanes Ward	SARKIS Eddy	Our Local Community
Regents Park Ward	FAROOQUI Sabrin	Labor
Regents Park Ward	HUANG Kun	Labor
Regents Park Ward	HUGHES Helen	Our Local Community
South Granville Ward	ELMORE Glenn	Labor
South Granville Ward	GARRARD Paul	Our Local Community
South Granville Ward	HUSSEIN Mohamad	Labor
Wentworthville Ward	LAKE Lisa	Labor
Wentworthville Ward	SAHA Suman	Labor
Wentworthville Ward	ZAITEK Michael	

Formal votes cast by vote type



Apparent failure to vote notices issued: 18,943

Candidate nominations

Ward	Name	Affiliation
Granville Ward	ABRAHAM Jacob	Independent
Granville Ward	CHRISTOU Steve	Our Local Community
Granville Ward	GARRARD Karen	Our Local Community
Granville Ward	HAMED Ola	Labor
Granville Ward	ISSA Natalie	
Granville Ward	KOREEL Ibtisam	Independent
Granville Ward	LEWIS Carly	Independent
Granville Ward	NAIDU Joshika	Labor
Granville Ward	RAHME Joseph	
Granville Ward	SLEIMAN Jamie	
Granville Ward	SLEIMAN Samantha	Our Local Community
Granville Ward	WEBB Frank	Labor
Greystanes Ward	AGRAWAL Vedant	Our Local Community
Greystanes Ward	ATIE Zaynoun	
Greystanes Ward	BRODIE John	Independent
Greystanes Ward	COLMAN Diane	Labor

Ward	Name	Affiliation
Greystanes Ward	CUMMINGS Greg	Independent
Greystanes Ward	DOUMIT Sandra	Labor
Greystanes Ward	GRIMA Carmen	Our Local Community
Greystanes Ward	JAMAL-EDDINE Maya	
Greystanes Ward	SARKIS Eddy	Our Local Community
Greystanes Ward	SEMAAN Ray	Independent
Greystanes Ward	SONGUR Akin	Labor
Greystanes Ward	VATS Aparna	
Regents Park Ward	ALI Muhammad	Our Local Community
Regents Park Ward	ATKINS Hope	Labor
Regents Park Ward	ATTIE Ned	
Regents Park Ward	FAROOQUI Sabrin	Labor
Regents Park Ward	HUANG Kun	Labor
Regents Park Ward	HUGHES Helen	Our Local Community
Regents Park Ward	KANG Kyoung (Christina)	
Regents Park Ward	NEHME Joe	Our Local Community
Regents Park Ward	SUNKESULA Khaled	
Regents Park Ward	WEI Wen	
South Granville Ward	ALLEN Margaret	Our Local Community
South Granville Ward	ELMORE Glenn	Labor
South Granville Ward	GARRARD Paul	Our Local Community
South Granville Ward	HUSSEIN Mohamad	Labor
South Granville Ward	SEYMOUR Melissa	Labor
South Granville Ward	SUN Jeffrey	Our Local Community
Wentworthville Ward	CARLINO Sam	Our Local Community
Wentworthville Ward	EL-KHOURY Monica	
Wentworthville Ward	KAFROUNI-SABA Nadima	Our Local Community
Wentworthville Ward	KUNACH Mark	Labor
Wentworthville Ward	LAKE Lisa	Labor
Wentworthville Ward	NEWLAND Dot	The Greens

Ward	Name	Affiliation
Wentworthville Ward	RAHME Melissa	
Wentworthville Ward	RYNN Michael	The Greens
Wentworthville Ward	SAHA Suman	Labor
Wentworthville Ward	SELVENTHIRAN Sujana	The Greens
Wentworthville Ward	THIYAGARAJAN Sharlie	Our Local Community
Wentworthville Ward	ZAITER Michael	

Councillor nominations withdrawn or rejected: 0 rejected, 0 withdrawn

Election operations

Election day staffing

Position	Number
Declaration vote issuing officers	82
Deputy polling place managers	48
Election officials	442
Polling place managers	48
Total	620

Number of polling places

Type	Number
Pre-poll (early voting) centres	6
Election day polling places	48

Returning Officer's office

- 1 Memorial Drive, Granville NSW 2142

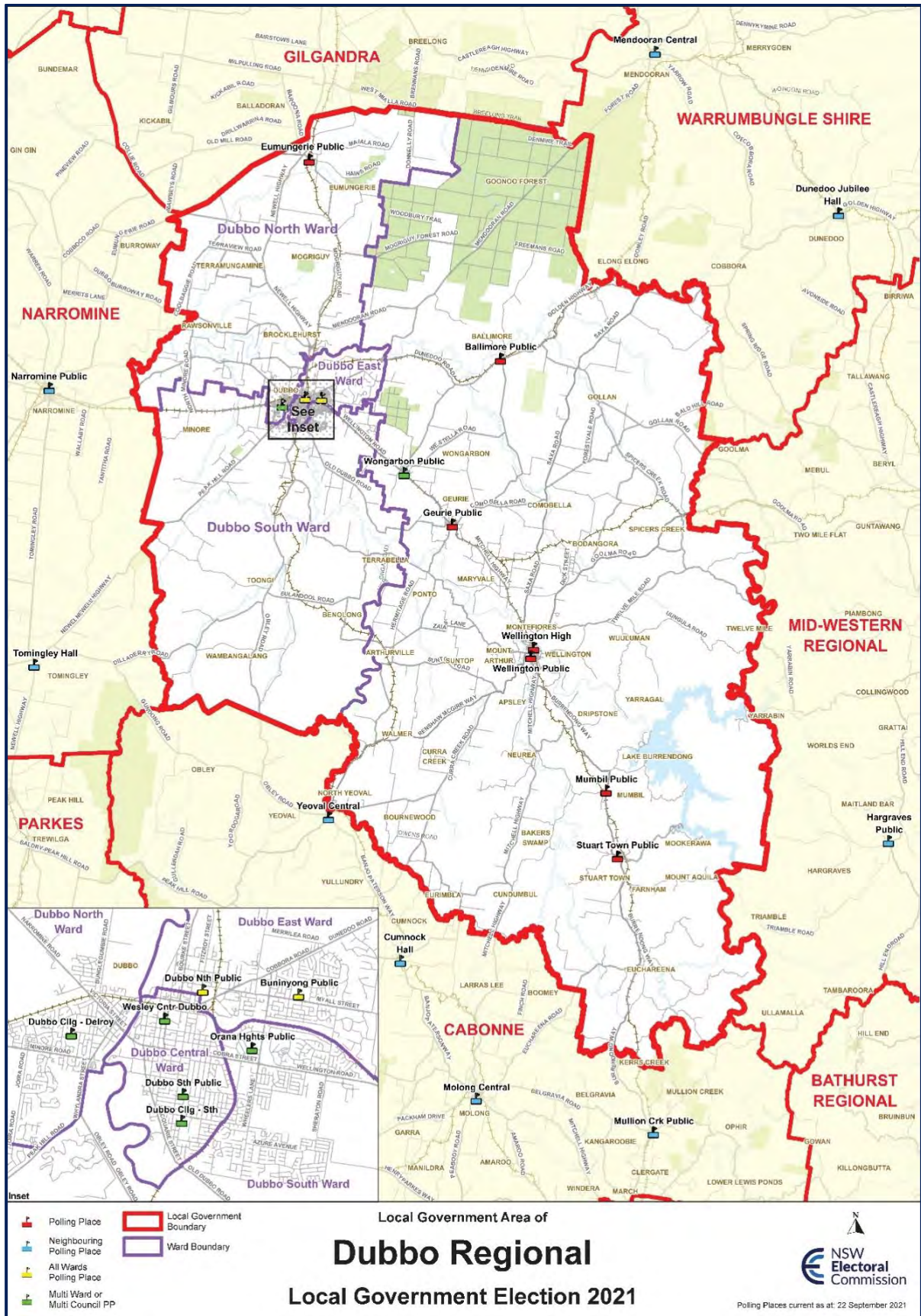
Election costs

- Invoiced election cost: \$972,030
- Cost per elector: \$7.65

NSW Electoral Commission website analytics

- 69,139 visitors to the Cumberland Council election web page

Dubbo Regional Council



Election summary

Divided:

Dubbo Central Ward | Dubbo East Ward | Dubbo North Ward | Dubbo South Ward | Wellington Ward

Type of election conducted: Councillor (10 councillors to be elected, 2 from each ward) | Constitutional referendum

Enrolment: 37,139 **Residential roll:** 37,134 **Non-residential roll:** 5

Councillor election total votes: 30,641 **Formal:** 29,242 (95.43%) **Informal:** 1,399 (4.57%)

Turnout rate: 82.5%

Elected councillors (result declared Tuesday, 21 and Wednesday, 22 December 2021)

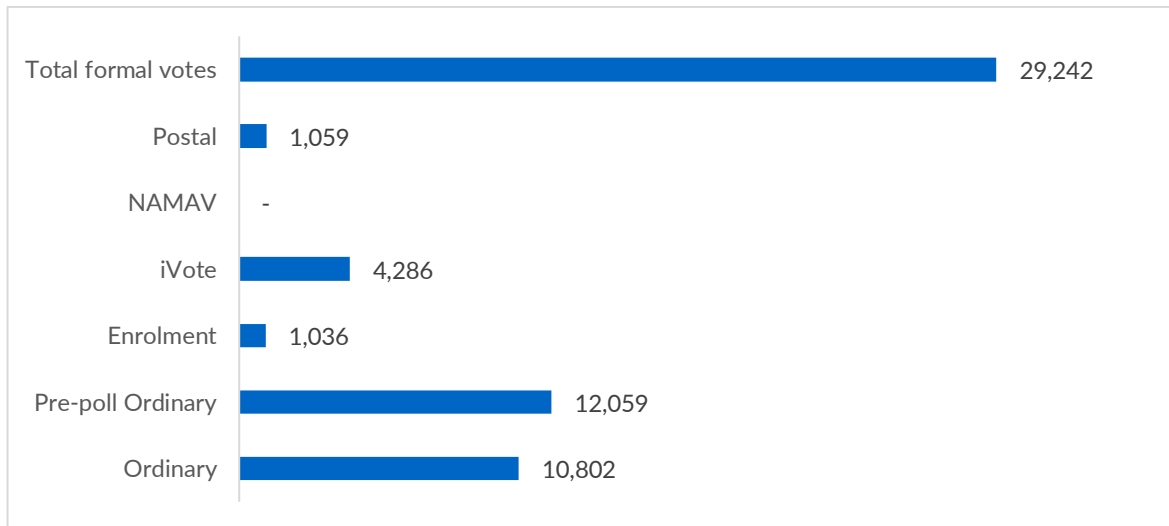
Ward	Councillor name	Affiliation
Dubbo Central Ward	DICKERSON Mathew	Independent
Dubbo Central Ward	ETHERIDGE Vicki	Labor
Dubbo East Ward	BURNS Lewis	Independent
Dubbo East Ward	MAHON Damien	Independent
Dubbo North Ward	WELLS Pamella	Labor
Dubbo North Ward	WRIGHT Matthew	
Dubbo South Ward	BLACK Josh	Labor
Dubbo South Ward	CHOWDHURY Shibli	Independent
Wellington Ward	GOUGH Jess	The Ben Shields Team
Wellington Ward	IVEY Richard	Independent

Constitutional referendum (result declared Tuesday, 21 December 2021)

“Currently Dubbo Regional Council is divided into five wards that elect 10 councillors in total; do you favour abolishing this ward system in favour of a single area consisting of all voters that elects 11 councillors?”

The referendum was passed with 74.59 per cent of the votes being “Yes”

Formal votes cast by vote type (councillor elections)



Apparent failure to vote notices issued: 5,426

Candidate nominations

Ward	Name	Affiliation
Dubbo Central Ward	DICKERSON Mathew	Independent
Dubbo Central Ward	ELLIS Nathan	The Ben Shields Team
Dubbo Central Ward	ETHERIDGE Vicki	Labor
Dubbo Central Ward	KNAGGE Joe	Labor
Dubbo Central Ward	SHIELDS Ben	The Ben Shields Team
Dubbo East Ward	BURNS Adele (Della)	Independent
Dubbo East Ward	BURNS Lewis	Independent
Dubbo East Ward	ELLIS Jeremy	The Ben Shields Team
Dubbo East Ward	FARDELL Rod	Independent
Dubbo East Ward	MAHON Damien	Independent
Dubbo East Ward	MOORE Tatum	Labor
Dubbo East Ward	PATEMAN Ana	Independent
Dubbo East Ward	THORNBURY Trina	The Ben Shields Team
Dubbo North Ward	ALLEN Peter	Labor
Dubbo North Ward	BARNARD Ann	The Ben Shields Team

Ward	Name	Affiliation
Dubbo North Ward	CATELOTTI Mick	The Ben Shields Team
Dubbo North Ward	MATTHEWS Greg	
Dubbo North Ward	McLACHLAIN Karina	Independent
Dubbo North Ward	MILLER Grahame	Independent
Dubbo North Ward	SMITH Mathew	Independent
Dubbo North Ward	WELLS Pamella	Labor
Dubbo North Ward	WRIGHT Matthew	
Dubbo South Ward	BLACK Josh	Labor
Dubbo South Ward	CHOWDHURY Shibli	Independent
Dubbo South Ward	HOUGH Greg	Labor
Dubbo South Ward	MOHR Greg	The Ben Shields Team
Dubbo South Ward	MULCAHY Merrilyn	The Ben Shields Team
Dubbo South Ward	PARKER Alfred (Kevin)	Independent
Wellington Ward	BAILEY Christopher	Labor
Wellington Ward	GEORGE Lizzy	Independent
Wellington Ward	GOUGH Jess	The Ben Shields Team
Wellington Ward	IVEY Richard	Independent
Wellington Ward	JONES Anne	Independent
Wellington Ward	SOLOMONS Mikaela	The Ben Shields Team
Wellington Ward	SWAN Helen	Labor

Councillor nominations withdrawn or rejected

Ward	Rejected	Withdrawn
Dubbo Central Ward	0	0
Dubbo East Ward	0	1
Dubbo North Ward	0	0
Dubbo South Ward	0	0
Wellington Ward	1	0

Election operations

Election day staffing

Position	Number
Declaration vote issuing officers	11
Deputy polling place managers	15
Election officials	102
Polling place managers	15
Total	143

Number of polling places

Type	Number
Pre-poll (early voting) centres	3
Election day polling places	15

Returning Officer's office

- 74 Wingewarra Street, Dubbo NSW 2830

Election costs

- Invoiced election cost: \$479,307
- Cost per elector: \$12.91

NSW Electoral Commission website analytics

- 14,163 visitors to the Dubbo Regional Council election web page

Election summary

Divided: A Ward | B Ward | C Ward

Type of election conducted: Councillor (6 councillors to be elected, 2 from each ward) | Mayor

Enrolment: 7,432 **Residential roll:** 7,425 **Non-residential roll:** 7

Councillor election total votes: 6,435 **Formal:** 6,135 (95.34%) **Informal:** 300 (4.66%)

Turnout rate: 86.59%

Mayor election total votes: One candidate nominated for the position of mayor and was declared elected on Saturday, 4 December 2021 without the need for voting to be conducted.

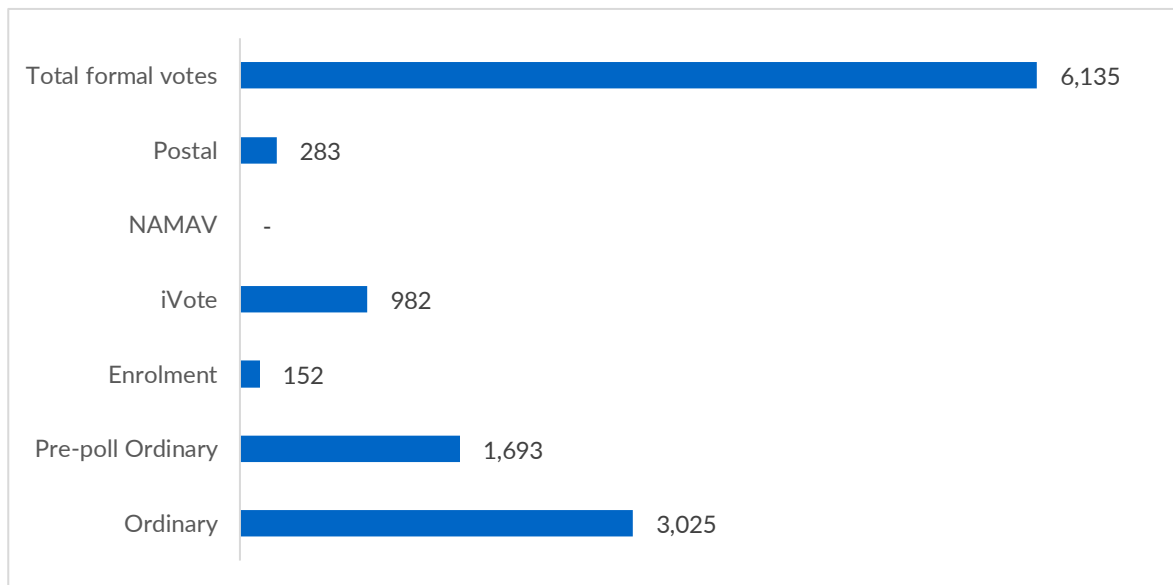
Elected mayor (result declared Saturday, 4 December 2021)

CONNORS John, Independent

Elected councillors (result declared Thursday, 23 December 2021)

Ward	Councillor name	Affiliation
A Ward	DOWLING Michael	Independent
A Ward	TOBIN Michael	Independent
B Ward	CLARK Jessica	Independent
B Ward	LOW Stephen	Independent
C Ward	BALE Bradley	Independent
C Ward	RAYWARD Digby	Independent

Formal votes cast by vote type (councillor elections)



Apparent failure to vote notices issued: 725

Mayoral nominations

Name	Affiliation
CONNORS John	Independent

Mayor nominations withdrawn or rejected: 0 rejected, 0 withdrawn

Candidate nominations

Ward	Name	Affiliation
A Ward	CONNORS John	Independent
A Ward	DOWLING Michael	Independent
A Ward	FARROW Stephen (Sparrow)	Independent
A Ward	TOBIN Michael	Independent
B Ward	CLARK Jessica	Independent
B Ward	GREEN Alan	Independent
B Ward	LOW Stephen	Independent
C Ward	BALE Bradley	Independent
C Ward	MILLYNN Peter	Independent
C Ward	RAYWARD Digby	Independent

Councillor nominations withdrawn or rejected: 0 rejected, 0 withdrawn

Election operations

Election day staffing

Position	Number
Declaration vote issuing officers	2
Deputy polling place managers	5
Election officials	34
Polling place managers	5
Total	46

Number of polling places

Type	Number
Pre-poll (early voting) centres	1
Election day polling places	5

Returning Officer's office

- Shops 1 & 6-8, 42 William Street, Raymond Terrace NSW 2324

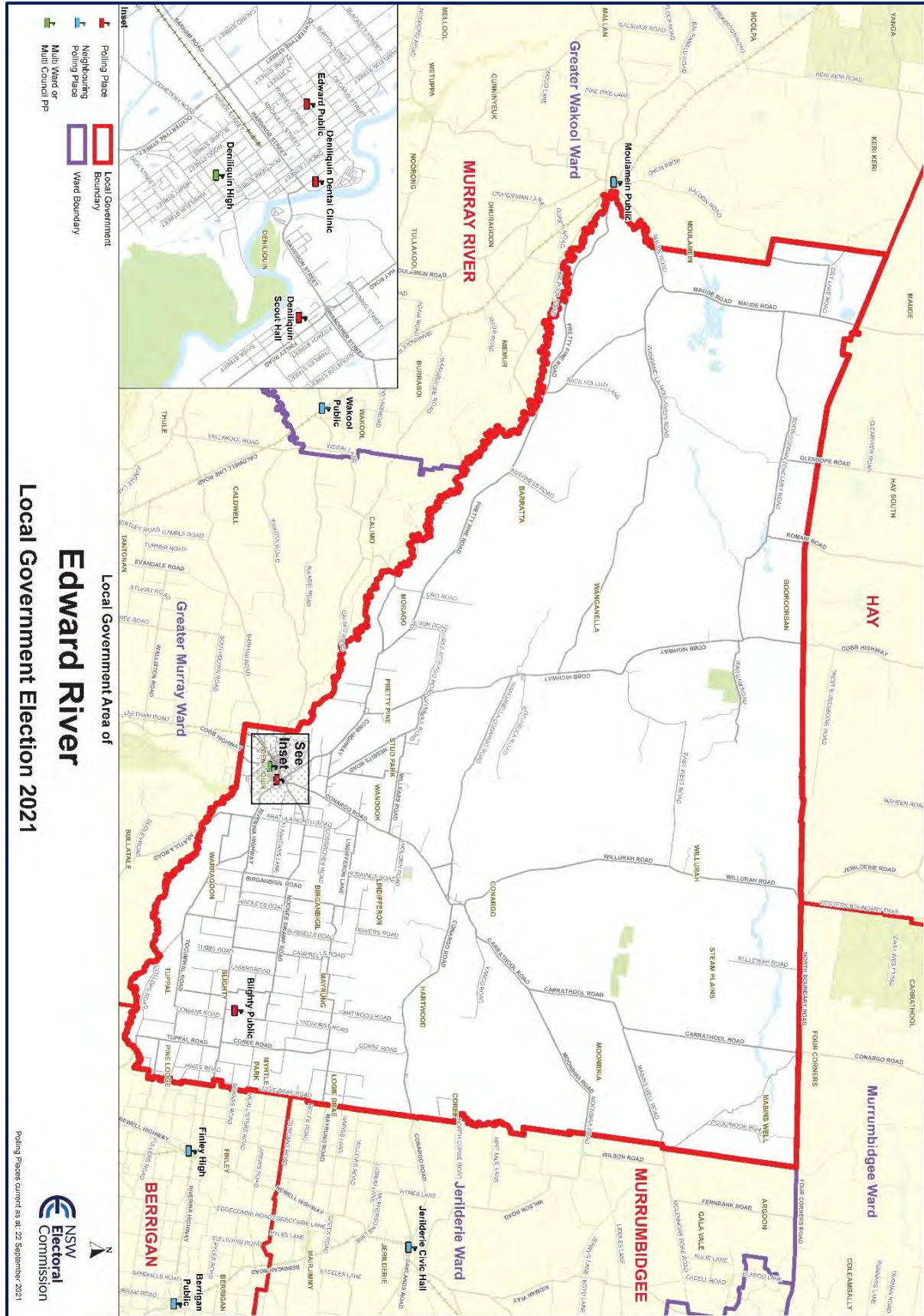
Election costs

- Invoiced election cost: \$82,566
- Cost per elector: \$11.11

NSW Electoral Commission website analytics

- 3,111 visitors to the Dungog Shire Council election web page

Edward River Council



Election summary

Undivided council

Type of election conducted: Councillor (9 councillors to be elected)

Enrolment: 6,335 **Residential roll:** 6,334 **Non-residential roll:** 1

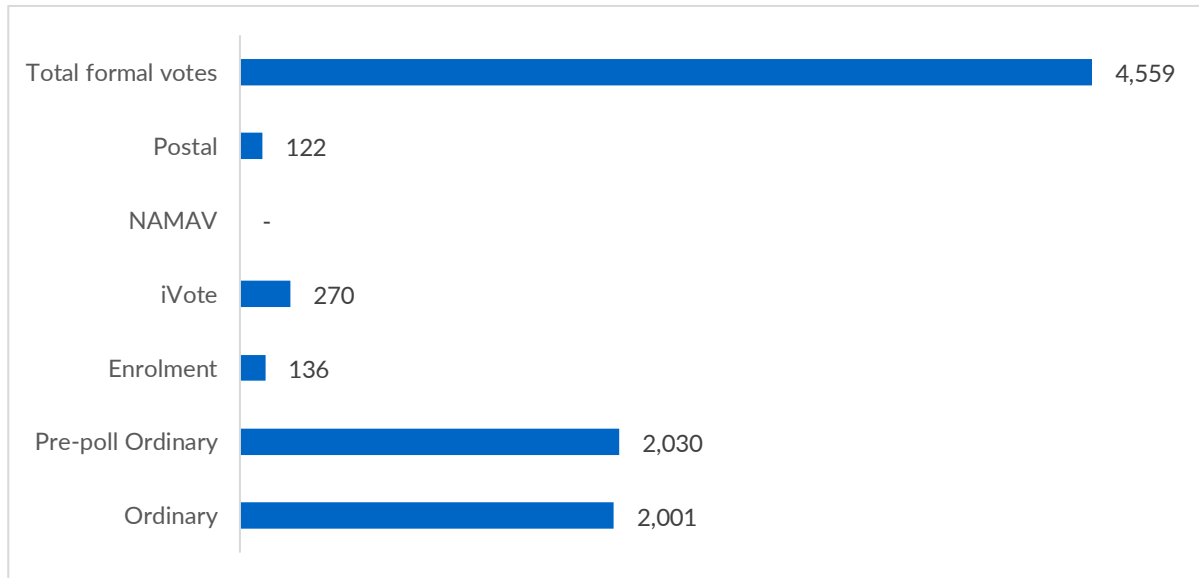
Councillor election total votes: 4,804 **Formal:** 4,559 (94.90%) **Informal:** 245 (5.10%)

Turnout rate: 75.83%

Elected councillors (result declared Tuesday, 21 December 2021)

Councillor name	Affiliation
BETTS Peta	
BURGE Shirlee	Independent
CLAPHAM Harold	Independent
CONNELL Peter	Independent
FAWNS Linda	
FELLOWS Paul	Independent
FOGARTY Pat	
MOORE Tarria	
PETERSEN Marc	Independent

Formal votes cast by vote type



Apparent failure to vote notices issued: 1,268

Candidate nominations

Name	Affiliation
BETTS Peta	
BURGE Shirlee	Independent
CLAPHAM Harold	Independent
CONNELL Peter	Independent
FAWNS Linda	
FELLOWS Paul	Independent
FOGARTY Pat	
MOORE Tarria	
PETERSEN Marc	Independent
SAMPSON Shannon	
WHITHAM Narelle	

Councillor nominations withdrawn or rejected: 2 rejected, 0 withdrawn

Election operations

Election day staffing

Position	Number
Deputy polling place managers	5
Election officials	12
Polling place managers	5
Total	22

Number of polling places

Type	Number
Pre-poll (early voting) centres	1
Election day polling places	5

Returning Officer's office

- 6 Meninya Street, Moama NSW 2731

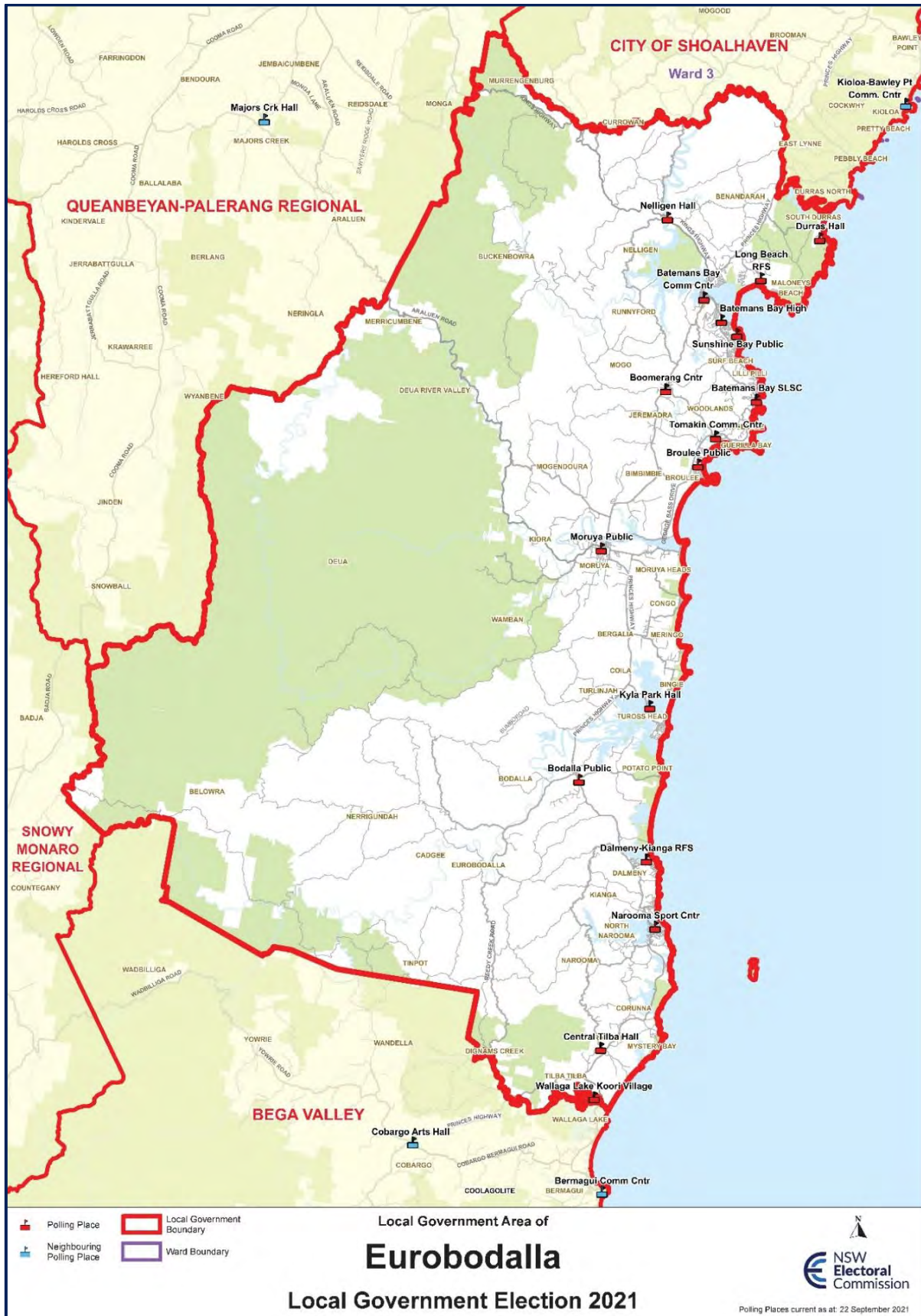
Election costs

- Invoiced election cost: \$115,011
- Cost per elector: \$18.15

NSW Electoral Commission website analytics

- 1,358 visitors to the Edward River Council election web page

Eurobodalla Shire Council



Election summary

Undivided council

Type of election conducted: Councillor (8 councillors to be elected) | Mayor

Enrolment: 32,006 **Residential roll:** 31,712 **Non-residential roll:** 294

Councillor election total votes: 26,655 **Formal:** 24,875 (93.32%) **Informal:** 1,780 (6.68%)

Turnout rate: 83.28%

Mayor election total votes: 26,604 **Formal:** 25,526 (95.95%) **Informal:** 1,078 (4.05%)

Turnout rate: 83.12%

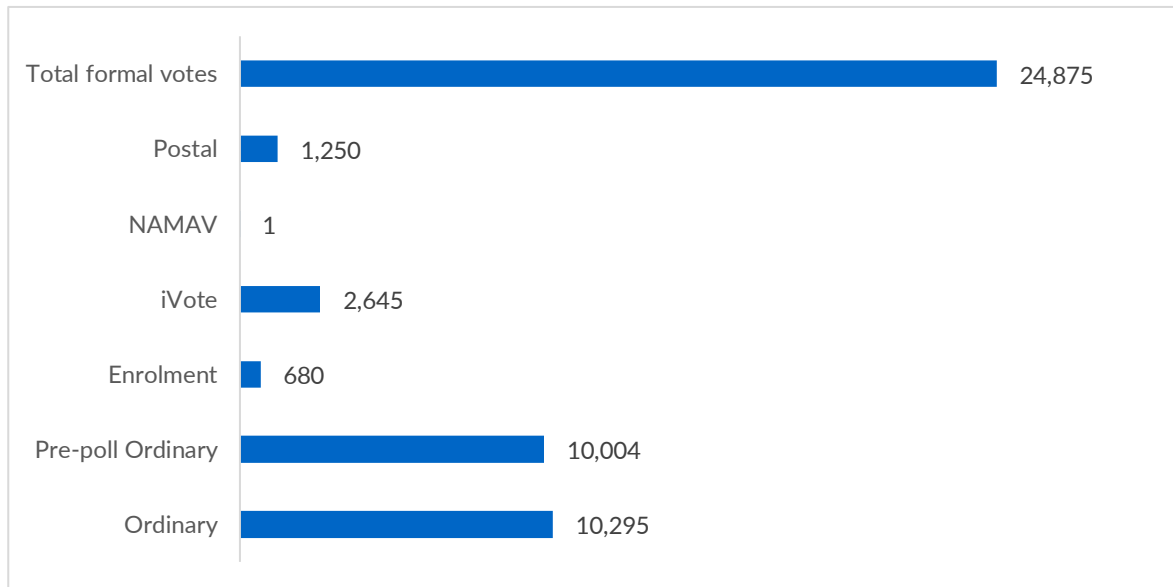
Elected mayor (result declared Tuesday, 21 December 2021)

HATCHER Mat, Independent

Elected councillors (result declared Thursday, 23 December 2021)

Councillor name	Affiliation
DANNOCK Tanya	Independent
DISKON Peter	Independent
GRACE David	Labor
HARRISON N (Tubby)	
MAYNE Anthony	Independent
POLLOCK Rob	Independent
SCHUTZ Amber	Independent
WORTHINGTON Alison	The Greens
HATCHER Mat	Independent

Formal votes cast by vote type (councillor election)



Apparent failure to vote notices issued: 4,147

Mayoral nominations

Name	Affiliation
GRACE David	Labor
HARRISON N (Tubby)	
HATCHER Mat	Independent
POLLOCK Rob	Independent
SMITH Gary	
STARMER Karyn	Independent
WORTHINGTON Alison	The Greens

Mayor nominations withdrawn or rejected: 0 rejected, 0 withdrawn

Candidate nominations

Name	Affiliation
BELL Charlie	The Greens
CAMPBELL Jennifer	Independent
COXON Natasha	Independent
DANNOCK Tanya	Independent

Name	Affiliation
DISKON Peter	Independent
EGAN Jack	Labor
FINDLAY Matthew	Labor
GILLETT John	
GRACE David	Labor
HAMROSI Michelle	Independent
HARRISON N (Tubby)	
HATCHER Mat	Independent
HILLS Nadine	The Greens
LAWLER Catherine	Independent
MAYNE Anthony	Independent
MCASH Claire	Labor
MEEK Sandra	Independent
MOORE Trevor	Independent
MOTBEY Robert	Independent
MUNRO Jennifer	Independent
POLLOCK Rob	Independent
ROSEVEAR Jackilyn	
ROWLEY Georgina	
RUSSACK Deirdre	Labor
RYDER Kylie	The Greens
SCHUTZ Amber	Independent
SEARSON Maureen	Labor
SMITH Gary	
STARLING Jo-Anne	Independent
STARMER Karyn	Independent
STUART Charles	Independent
TAIT Jack	Independent
THOMSON James	Independent
WORTHINGTON Alison	The Greens

Councillor nominations withdrawn or rejected: 0 rejected, 0 withdrawn

Election operations

Election day staffing

Position	Number
Declaration vote issuing officers	8
Deputy polling place managers	17
Election officials	90
Polling place managers	17
Total	132

Number of polling places

Type	Number
Pre-poll (early voting) centres	3
Election day polling places	17

Returning Officer's office

- 31-33 Parker Street, Bega NSW 2550

Election costs

- Invoiced election cost: \$323,948
- Cost per elector: \$10.12

NSW Electoral Commission website analytics

- 8,365 visitors to the Eurobodalla Shire Council election web page

Fairfield City Council

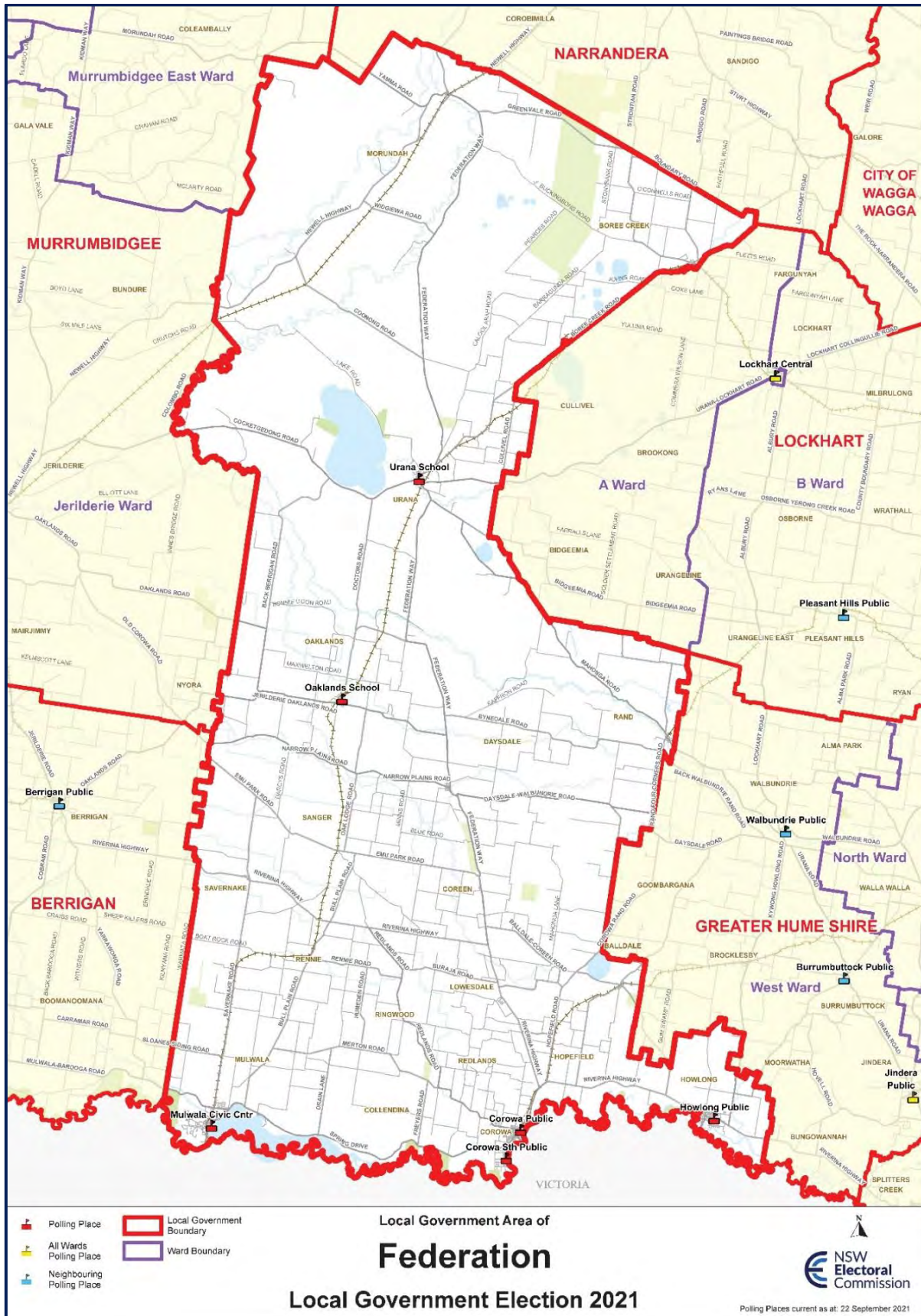
Fairfield City Council engaged a commercial election service provider to conduct its 2021 NSW Local Government election.

Although the Electoral Commissioner did not conduct this election, information in Part 1 of this report about the requirement for registration for electoral funding purposes (accepting political donations and incurring electoral expenditure) still applies to candidates and other participants in this election. Offences under local government electoral laws at all council elections are also enforced by the Electoral Commission.

Fairfield City Council should be contacted directly for information about the administration of candidate nominations, registration of electoral material, polling places, voting and election results.

fairfieldcity.nsw.gov.au

Federation Council



Election summary

Undivided council

Type of election conducted: Councillor (9 councillors to be elected)

Enrolment: 9,896 **Residential roll:** 9,886 **Non-residential roll:** 10

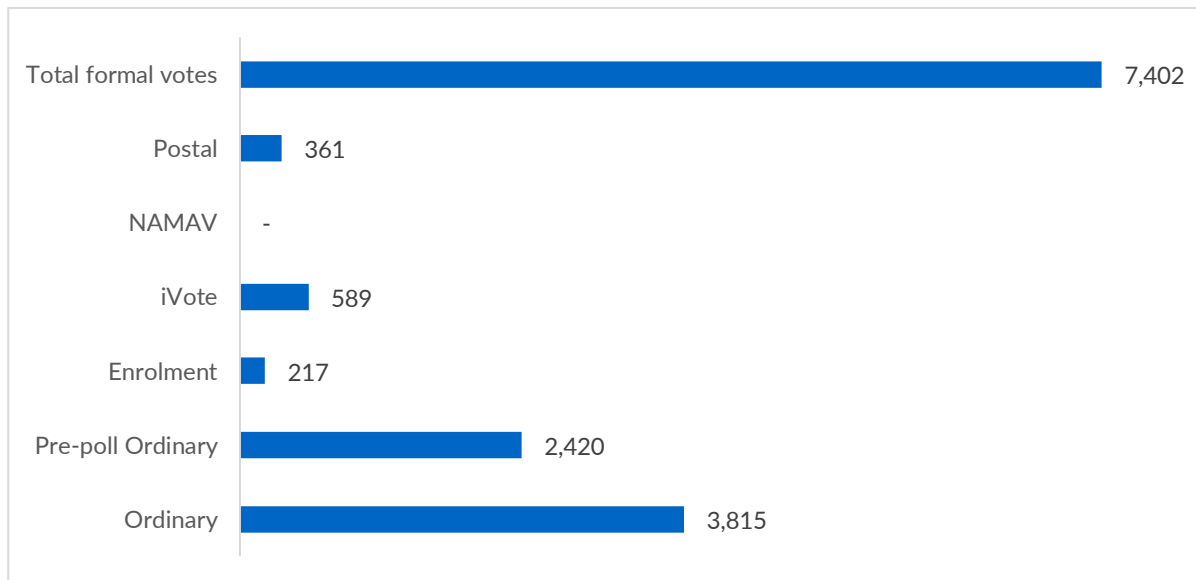
Councillor election total votes: 7,877 **Formal:** 7,402 (93.97%) **Informal:** 475 (6.03%)

Turnout rate: 79.60%

Elected councillors (result declared Wednesday, 22 December 2021)

Councillor name	Affiliation
BLACK Rowena	Independent
BOURKE Patrick	
FAHEY David	
HUGHES Sally	
KENNEDY Andrew	
LAW Gail	Independent
LONGLEY David	
NICHOLLS Aaron	
WHITECHURCH Shaun	Independent

Formal votes cast by vote type



Apparent failure to vote notices issued: 1,663

Candidate nominations

Name	Affiliation
BLACK Rowena	Independent
BONNITCHA Karina	
BOURKE Patrick	
CORCORAN Mareeta	
DOYLE John	
DRUCE Dean	
ELLIS Peter	
FAHEY David	
HARRISON David	Independent
HUGHES Kaz	
HUGHES Sally	
KENNEDY Andrew	
KING Gavin	
LAW Gail	Independent
LONGLEY David	

Name	Affiliation
NICHOLLS Aaron	
NIXON Pauline	
OUTRAM Janette	
PURTLE Robert	
ROBINSON Bethany	
ROBSON Mick	Independent
ROSSER Damien	
SCHILG Jack	
SPENCER Craig	
STARR Lisa	
THOMAS Myranda	
WALES Norman	
WHITECHURCH Shaun	Independent
WITHERS Graham	
WOLFENDEN Rhys	
WOODS Rodney	

Councillor nominations withdrawn or rejected: 0 rejected, 0 withdrawn

Election operations

Election day staffing

Position	Number
Declaration vote issuing officers	1
Deputy polling place managers	6
Election officials	39
Polling place managers	6
Total	52

Number of polling places

Type	Number
Pre-poll (early voting) centres	2
Election day polling places	6

Returning Officer's office

- 231 Sanger Street, Corowa NSW 2646

Election costs

- Invoiced election cost: \$140,760
- Cost per elector: \$14.22

NSW Electoral Commission website analytics

- 1,734 visitors to the Federation Council election web page

Election summary

Undivided council

Type of election conducted: Councillor (9 councillors to be elected)

Enrolment: 6,975 **Residential roll:** 6,973 **Non-residential roll:** 2

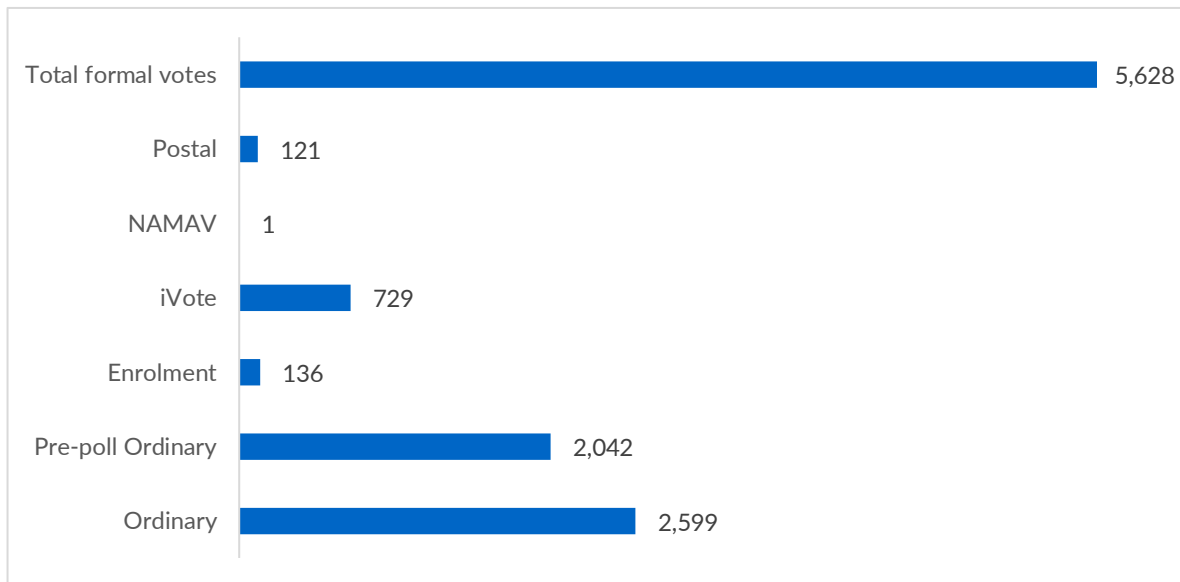
Councillor election total votes: 5,798 **Formal:** 5,628 (97.07%) **Informal:** 170 (2.93%)

Turnout rate: 83.13%

Elected councillors (result declared Wednesday, 22 December 2021)

Councillor name	Affiliation
CLARKE Aidan	Independent
DUGGAN Margaret	Independent
HERBERT Michele	
KARAITIANA Steve	Independent
MATTISKE Brian	
MILLER Phyllis	
ROYLANCE Chris	
WEBB Jenny	Independent
WILLIS Maria	Independent

Formal votes cast by vote type



Apparent failure to vote notices issued: 936

Candidate nominations

Name	Affiliation
CLARKE Aidan	Independent
DUGGAN Margaret	Independent
DWYER Thomas	
HENDERSON Emma	
HERBERT Michele	
KARAITIANA Steve	Independent
MATTISKE Brian	
MILLER Graeme	Independent
MILLER Phyllis	
NICHOLSON Jeff	Independent
ROYLANCE Chris	
WEBB Jenny	Independent
WILLIS Maria	Independent

Councillor nominations withdrawn or rejected: 0 rejected, 0 withdrawn

Election operations

Election day staffing

Position	Number
Declaration vote issuing officers	2
Deputy polling place managers	4
Election officials	28
Polling place managers	4
Total	38

Number of polling places

Type	Number
Pre-poll (early voting) centres	1
Election day polling places	4

Returning Officer's office

- 30 Welcome St, Parkes NSW 2870

Election costs

- Invoiced election cost: \$88,330
- Cost per elector: \$12.66

NSW Electoral Commission website analytics

- 1,187 visitors to the Forbes Shire Council election web page

Election summary

Divided: Blakehurst Ward | Hurstville Ward | Kogarah Bay Ward | Mortdale Ward | Peakhurst Ward

Type of election conducted: Councillor (15 councillors to be elected, 3 from each ward)

Enrolment: 94,901 **Residential roll:** 94,898 **Non-residential roll:** 3

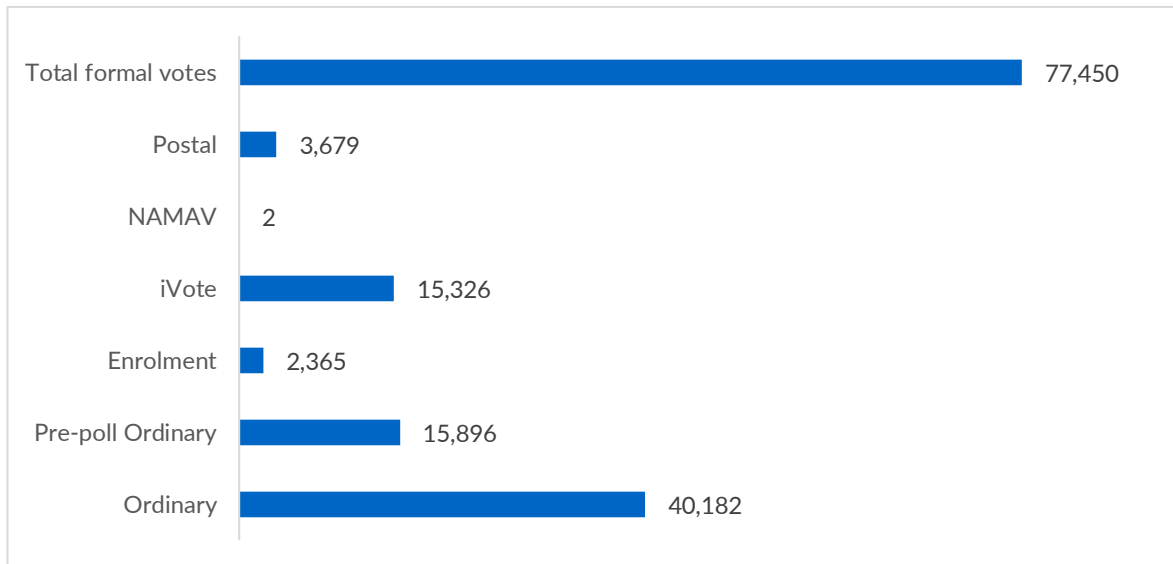
Councillor election total votes: 81,906 **Formal:** 77,450 (94.56%) **Informal:** 4,456 (5.44%)

Turnout rate: 86.31%

Elected councillors (result declared Tuesday, 21 December 2021)

Ward	Councillor name	Affiliation
Blakehurst Ward	ELMIR Sam	Liberal
Blakehurst Ward	LANDSBERRY Kathryn	Labor
Blakehurst Ward	MORT Natalie	Georges River Residents and Ratepayers Party
Hurstville Ward	LIU Nancy	Liberal
Hurstville Ward	SYMINGTON Colleen	Labor
Hurstville Ward	WANG Benjamin	Independent
Kogarah Bay Ward	BORG Elise	Georges River Residents and Ratepayers Party
Kogarah Bay Ward	KATRIS Nick	Labor
Kogarah Bay Ward	STRATIKOPOULOS Sam	Liberal
Mortdale Ward	JAMIESON Christina	Georges River Residents and Ratepayers Party
Mortdale Ward	SMERDELY Nick	Liberal
Mortdale Ward	TEGG Warren	Labor
Peakhurst Ward	GREENE Kevin	Labor
Peakhurst Ward	KONJARSKI Lou	Liberal
Peakhurst Ward	MAHONEY Peter	Georges River Residents and Ratepayers Party

Formal votes cast by vote type



Apparent failure to vote notices issued: 9,345

Candidate nominations

Ward	Name	Affiliation
Blakehurst Ward	BONDAR Gregory	Independent
Blakehurst Ward	CASSIMATIS Mary	Georges River Residents and Ratepayers Party
Blakehurst Ward	DA SILVA Lisa	Independent
Blakehurst Ward	ELMIR Sam	Liberal
Blakehurst Ward	GANGOPADHYAY Karno	Labor
Blakehurst Ward	GREKAS Sandy	Independent
Blakehurst Ward	GROSVENOR Dave	Liberal
Blakehurst Ward	HARCOURT Russell	Independent
Blakehurst Ward	LANDSBERRY Kathryn	Labor
Blakehurst Ward	MCFARLAND Paulette	Georges River Residents and Ratepayers Party
Blakehurst Ward	MIDDLETON Michele	Independent
Blakehurst Ward	MORT Natalie	Georges River Residents and Ratepayers Party
Blakehurst Ward	SMITH Fran	Labor
Blakehurst Ward	SZALAY Sue	Independent

Ward	Name	Affiliation
Blakehurst Ward	TAYLOR Elizabeth	Liberal
Hurstville Ward	AIKEN Robert	
Hurstville Ward	AY Mark	Labor
Hurstville Ward	CHENG Kurt	Labor
Hurstville Ward	GREEN Louis	Independent
Hurstville Ward	GREEN Sam	Independent
Hurstville Ward	JIANG Zhen Biao	Independent
Hurstville Ward	JONES Bob	Georges River Residents and Ratepayers Party
Hurstville Ward	KOSHAKJI William	Independent
Hurstville Ward	LIU Nancy	Liberal
Hurstville Ward	NASSER Malik	Liberal
Hurstville Ward	PETTETT Chris	Liberal
Hurstville Ward	SHENG Guolei	Independent
Hurstville Ward	SU Yawen	Independent
Hurstville Ward	SYMINGTON Colleen	Labor
Hurstville Ward	WANG Benjamin	Independent
Hurstville Ward	WANG Harry	Georges River Residents and Ratepayers Party
Hurstville Ward	WANG Xiao	Independent
Hurstville Ward	YAN Liqiang	Independent
Hurstville Ward	YOUNG Graeme	Independent
Hurstville Ward	ZHANG Chunhe (Rachel)	Georges River Residents and Ratepayers Party
Kogarah Bay Ward	AGIUS Stephen	Liberal
Kogarah Bay Ward	BORG Elise	Georges River Residents and Ratepayers Party
Kogarah Bay Ward	BREEZE Heidi	Georges River Residents and Ratepayers Party
Kogarah Bay Ward	COATES Adrian	Labor
Kogarah Bay Ward	KATRIS Nick	Labor
Kogarah Bay Ward	MCALEER Greg	Independent

Ward	Name	Affiliation
Kogarah Bay Ward	MCCARTHY John	Kogarah Residents' Association
Kogarah Bay Ward	McLEAN Lachlan	Independent
Kogarah Bay Ward	OPITZ Valerie	Kogarah Residents' Association
Kogarah Bay Ward	ORMSBY John	Independent
Kogarah Bay Ward	PAYOR Leesha	Kogarah Residents' Association
Kogarah Bay Ward	SAMJI Shamil	Labor
Kogarah Bay Ward	SHENG Bingxing	Liberal
Kogarah Bay Ward	STRATIKOPOULOS Sam	Liberal
Kogarah Bay Ward	TOFALAKIS Christopher	Georges River Residents and Ratepayers Party
Kogarah Bay Ward	WOODLAND Christine	Independent
Mortdale Ward	AMBIHAIPAHAR Ashvini	Labor
Mortdale Ward	APOKOURASTOS Michael	Liberal
Mortdale Ward	BRISCOE-HOUGH Gregory	Independent
Mortdale Ward	BRISCOE-HOUGH Zale	Independent
Mortdale Ward	COOK Damian	Independent
Mortdale Ward	DIMOSKI Oliver	Liberal
Mortdale Ward	EGGLETON Brenda	Independent
Mortdale Ward	JAMIESON Christina	Georges River Residents and Ratepayers Party
Mortdale Ward	MACKIE Deborah	Georges River Residents and Ratepayers Party
Mortdale Ward	NAIDU Narendra	Independent
Mortdale Ward	OGDEN Andrew	Labor
Mortdale Ward	PERRY David	Independent
Mortdale Ward	PRAKASH Adrian	Independent
Mortdale Ward	SMERDELY Nick	Liberal
Mortdale Ward	STOJKOV Christian	Independent
Mortdale Ward	TEGG Warren	Labor
Mortdale Ward	TONGIAHOE Olive	Georges River Residents and Ratepayers Party

Ward	Name	Affiliation
Peakhurst Ward	BAXANT Sonia	Georges River Residents and Ratepayers Party
Peakhurst Ward	FICARRA Veronica	Labor
Peakhurst Ward	FLEMING Alexandra	Georges River Residents and Ratepayers Party
Peakhurst Ward	GAYTON Peter	Labor
Peakhurst Ward	GEDDES Byron	Liberal
Peakhurst Ward	GHAZAL Dina	Independent
Peakhurst Ward	GREENE Kevin	Labor
Peakhurst Ward	HARTE Matthew	Liberal
Peakhurst Ward	KONJARSKI Lou	Liberal
Peakhurst Ward	MAHONEY Peter	Georges River Residents and Ratepayers Party

Councillor nominations withdrawn or rejected

Ward	Rejected	Withdrawn
Blakehurst Ward	0	0
Hurstville Ward	0	0
Kogarah Bay Ward	0	0
Mortdale Ward	1	0
Peakhurst Ward	0	0

Election operations

Election day staffing

Position	Number
Declaration vote issuing officers	60
Deputy polling place managers	41
Election officials	353
Polling place managers	41
Total	495

Number of polling places

Type	Number
Pre-poll (early voting) centres	3
Election day polling places	41

Returning Officer's office

- Level 1, 4-8 Woodville Street, Hurstville NSW 2220

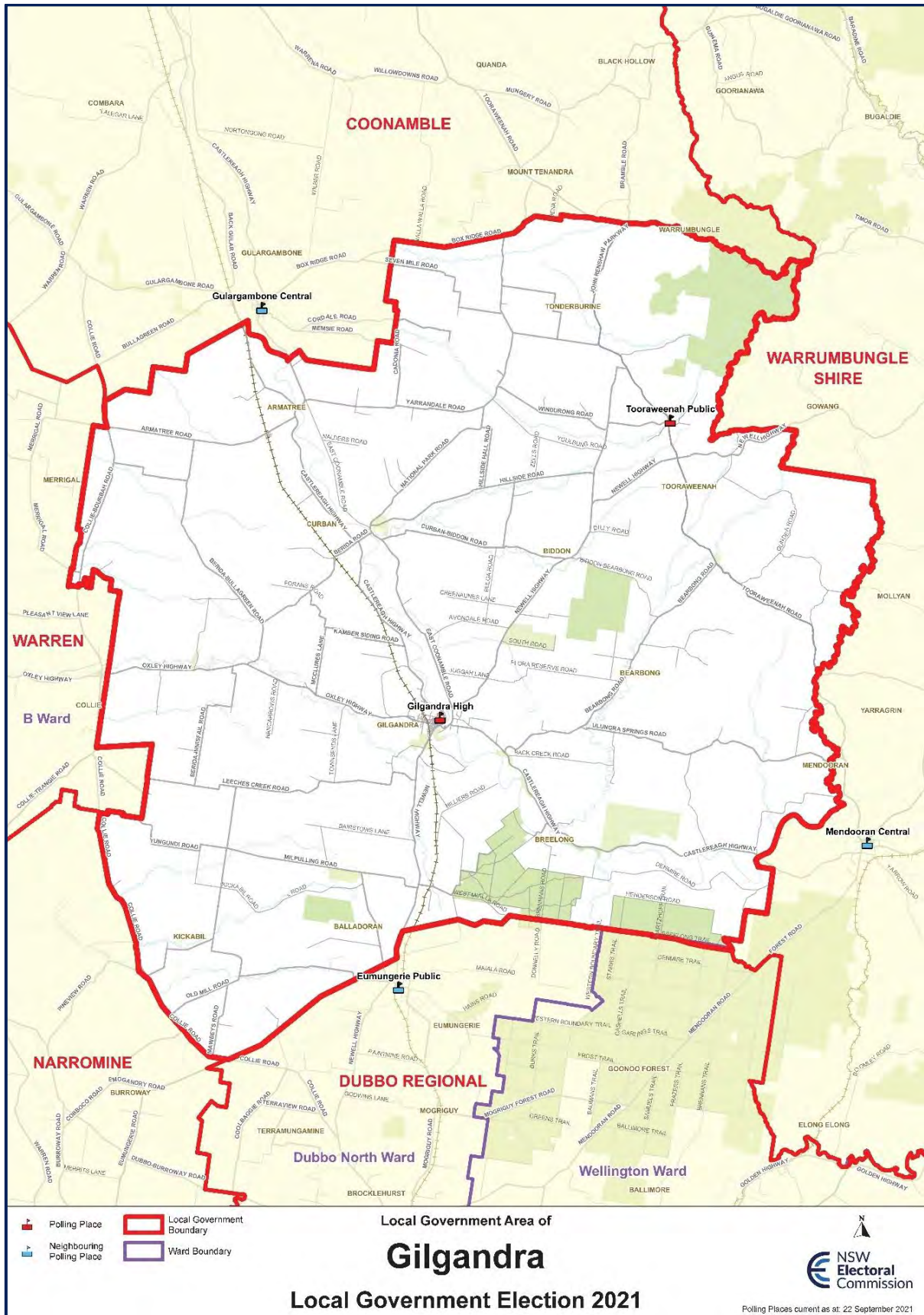
Election costs

- Invoiced election cost: \$757,677
- Cost per elector: \$7.98

NSW Electoral Commission website analytics

- 56,827 visitors to the Georges River Council election web page

Gilgandra Shire Council



Election summary

Undivided council

Type of election conducted: Councillor (9 councillors to be elected)

Enrolment: 3,166 **Residential roll:** 3,160 **Non-residential roll:** 6

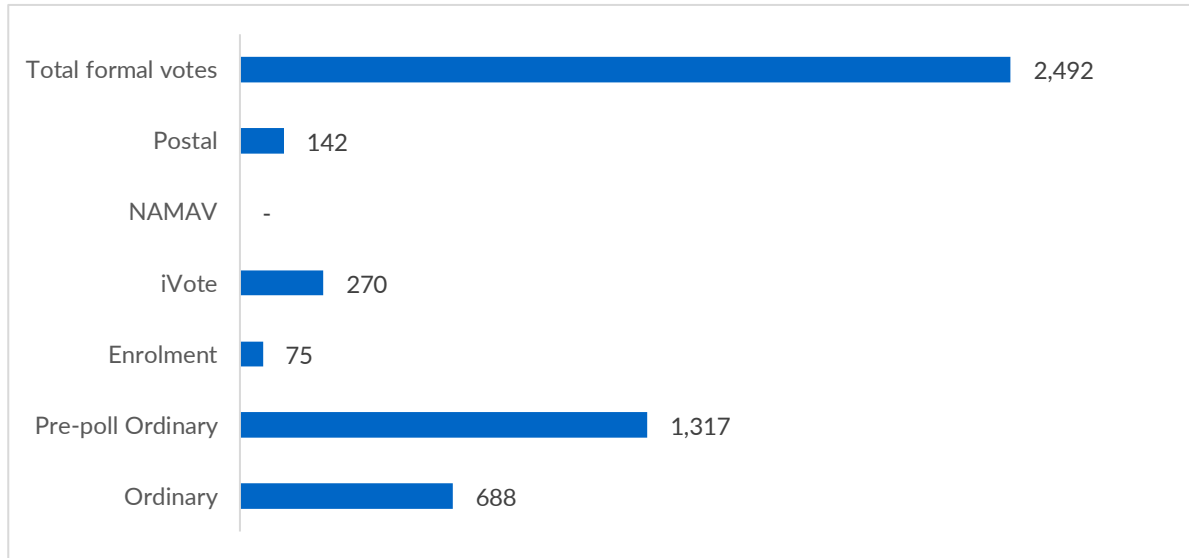
Councillor election total votes: 2,552 **Formal:** 2,492 (97.65%) **Informal:** 60 (2.35%)

Turnout rate: 80.61%

Elected councillors (result declared Wednesday, 22 December 2021)

Councillor name	Affiliation
BABBAGE Gail	Independent
BATTEN Doug	Independent
BUNTER Amber	
FREETH Ian	
MANN Paul	Independent
MOCKLER Brian	Independent
MUDFORD Noel	Independent
PEART Gregory	Independent
WALKER Ash	Independent

Formal votes cast by vote type



Apparent failure to vote notices issued: 511

Candidate nominations

Name	Affiliation
BABBAGE Gail	Independent
BATTEN Doug	Independent
BUNTER Amber	
FREETH Ian	
MANN Paul	Independent
MOCKLER Brian	Independent
MUDFORD Noel	Independent
NAEF Helen	Independent
PEART Gregory	Independent
WALKER Ash	Independent
WHITE Nicholas	Independent

Councillor nominations withdrawn or rejected: 0 rejected, 0 withdrawn

Election operations

Election day staffing

Position	Number
Deputy polling place managers	2
Election officials	12
Polling place managers	2
Total	16

Number of polling places

Type	Number
Pre-poll (early voting) centres	1
Election day polling places	2

Returning Officer's office

- 15 Warren Road, Gilgandra NSW 2827

Election costs

- Invoiced election cost: \$41,244
- Cost per elector: \$13.03

NSW Electoral Commission website analytics

- 568 visitors to the Gilgandra Shire Council election web page

Election summary

Undivided council

Type of election conducted: Councillor (7 councillors to be elected)

Enrolment: 6,260 **Residential roll:** 6,258 **Non-residential roll:** 2

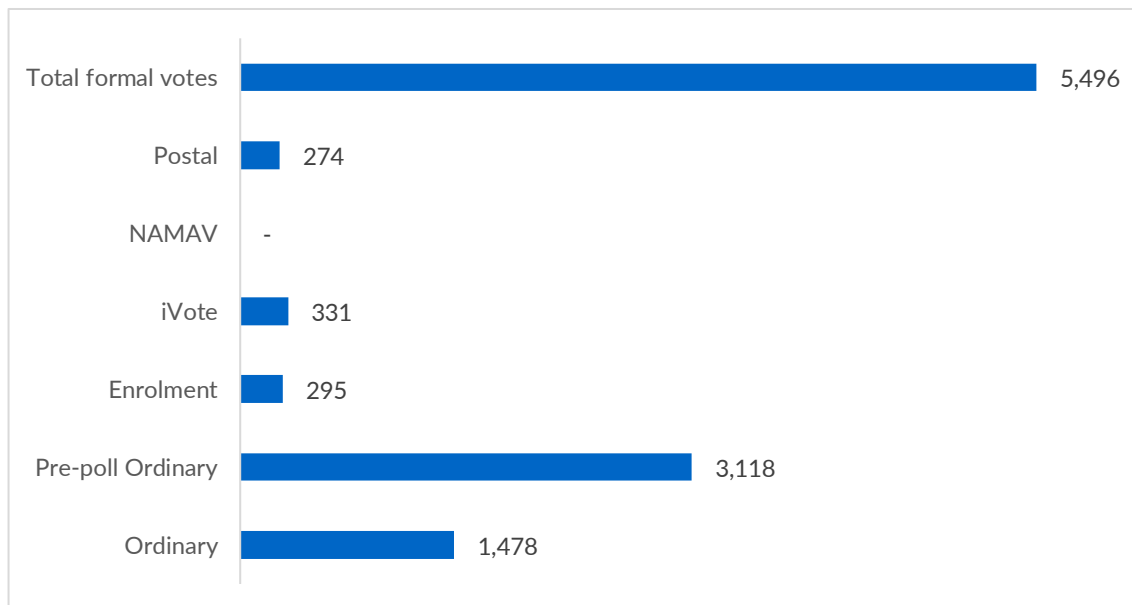
Councillor election total votes: 5,657 **Formal:** 5,496 (97.15%) **Informal:** 161 (2.85%)

Turnout rate: 90.37%

Elected councillors (result declared Tuesday, 21 December 2021)

Councillor name	Affiliation
ALT Timothy	Independent
ARANDALE Troy	Independent
BANHAM Rob	Independent
GRESHAM Lara	Independent
PARRY Jack	Independent
PARSONS Andrew	Independent
SPARKS Carol	The Greens

Formal votes cast by vote type



Apparent failure to vote notices issued: 660

Candidate nominations

Name	Affiliation
ALT Timothy	Independent
ARANDALE Troy	Independent
BANHAM Rob	Independent
CURTIS Rosemary	
GRESHAM Lara	Independent
MOON Richard	Independent
NEWMAN Dianne	Independent
NOURSE Sheryn	Independent
PARRY Jack	Independent
PARSONS Andrew	Independent
RENN David	Independent
SMITH Jeff	Independent
SPARKS Carol	The Greens
THORPE Benjamin	Independent

Councillor nominations withdrawn or rejected: 0 rejected, 0 withdrawn

Election operations

Election day staffing

Position	Number
Declaration vote issuing officers	1
Deputy polling place managers	5
Election officials	27
Polling place managers	5
Total	38

Number of polling places

Type	Number
Pre-poll (early voting) centres	1
Election day polling places	5

Returning Officer's office

- Shop 3, 106-108 Jessie Street, Armidale NSW 2350

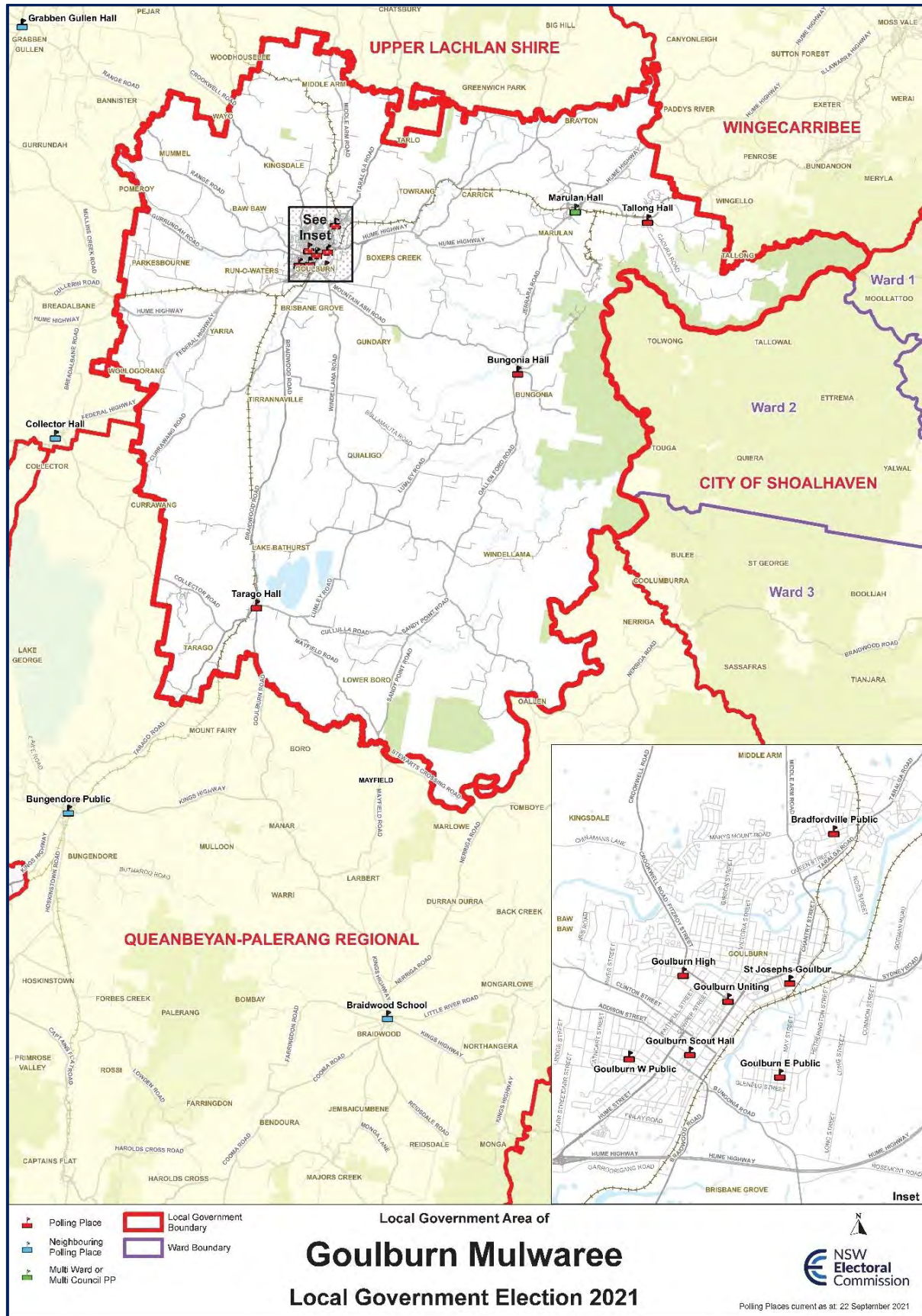
Election costs

- Invoiced election cost: \$71,052
- Cost per elector: \$11.35

NSW Electoral Commission website analytics

- 1,377 visitors to the Glen Innes Severn Council election web page

Goulburn Mulwaree Council



Election summary

Undivided council

Type of election conducted: Councillor (9 councillors to be elected)

Enrolment: 21,530 **Residential roll:** 21,529 **Non-residential roll:** 1

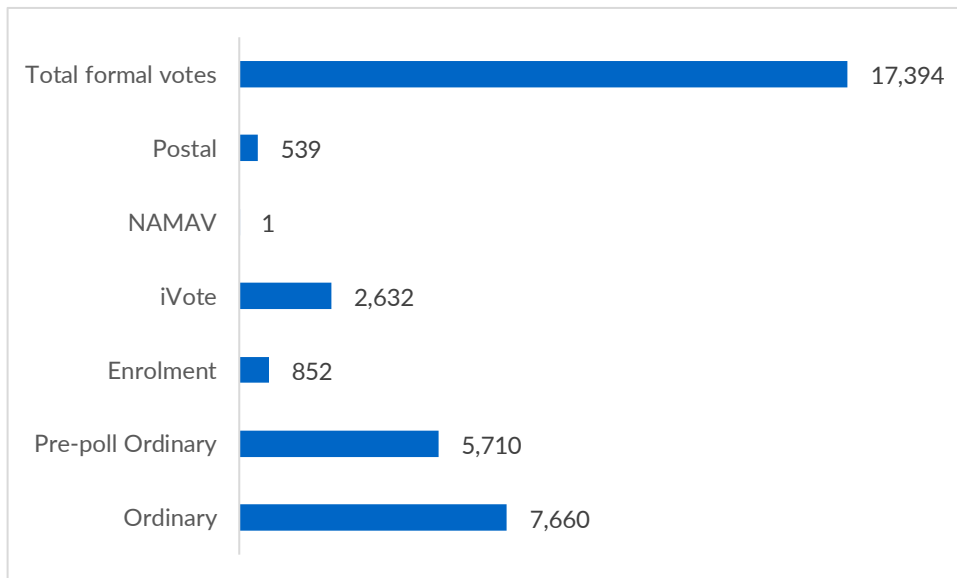
Councillor election total votes: 18,913 **Formal:** 17,394 (91.97%) **Informal:** 1,519 (8.03%)

Turnout rate: 87.84%

Elected councillors (result declared Tuesday, 21 December 2021)

Councillor name	Affiliation
BANFIELD Andrew	Independent
JAMES Carol	
KIRK Bob	Independent
PREVEDELLO Michael	Independent
RUDELLE Steven	Independent
SHEPHERD Jason	Labor
STRICKLAND Daniel	Independent
WALKER Peter	Independent
WOOD Andy	Shooters, Fishers and Farmers

Formal votes cast by vote type



Apparent failure to vote notices issued: 2,511

Candidate nominations

Name	Affiliation
BANFIELD Andrew	Independent
DALLY Timothy	Independent
FERRARA Leah	The Greens
JAMES Carol	
KIRK Bob	Independent
MARSDEN-BALLARD Danielle	Labor
MILANI Adam	Independent
MURRAY Warren	Labor
O'NEILL Margaret	Independent
PREVEDELLO Michael	Independent
RUDELLE Steven	Independent
SHEPHERD Jason	Labor
SMITH Nathan	Labor
STRICKLAND Daniel	Independent
WALKER Peter	Independent

Name	Affiliation
WOOD Andy	Shooters, Fishers and Farmers
WURTH-CRAWFORD Anna	Labor

Councillor nominations withdrawn or rejected: 0 rejected, 0 withdrawn

Election operations

Election day staffing

Position	Number
Declaration vote issuing officers	8
Deputy polling place managers	11
Election officials	78
Polling place managers	11
Total	108

Number of polling places

Type	Number
Pre-poll (early voting) centres	1
Election day polling places	11

Returning Officer's office

- Unit A-B, 129-133 Bourke Street, Goulburn NSW 2580

Election costs

- Invoiced election cost: \$201,722
- Cost per elector: \$9.37

NSW Electoral Commission website analytics

- 7,365 visitors to the Goulburn Mulwaree Council election web page

Election summary

Divided: East Ward | North Ward | West Ward

Type of election conducted: Councillor (9 councillors to be elected, 3 from each ward)

Enrolment: 7,736 **Residential roll:** 7,736 **Non-residential roll:** 0

Residential roll contested: 5,182 **Residential roll uncontested:** 2,554

Councillor election total votes: 4,223 **Formal:** 4,037 (95.60%) **Informal:** 186 (4.40%)

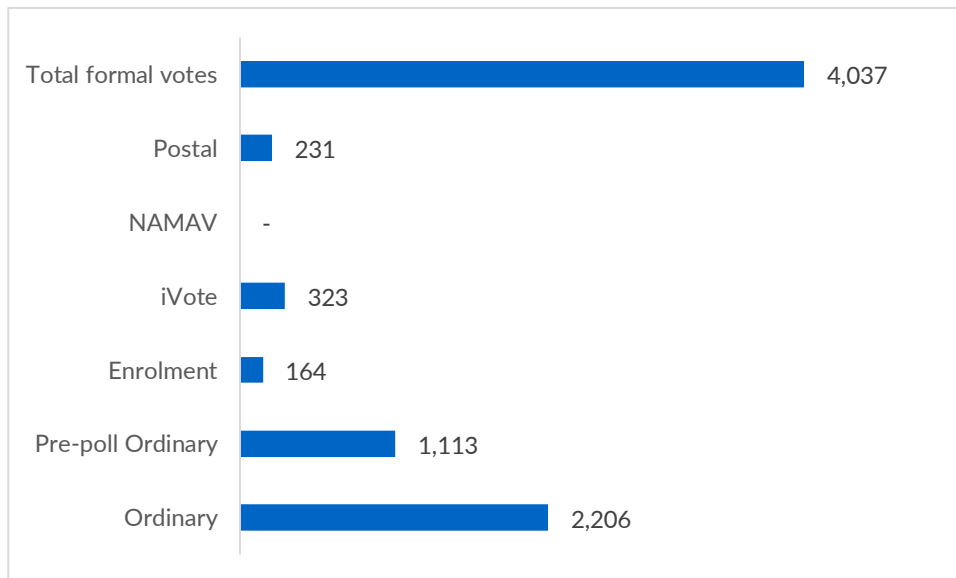
Turnout rate: 81.48%

For East Ward, 3 candidates nominated for the ward's 3 councillor positions. All 3 nominated candidates were declared elected on Saturday, 4 December 2021 without the need for voting to be conducted.

Elected councillors (result declared East Ward Saturday, 4 December; North/West Ward Tuesday, 21 December 2021)

Ward	Councillor name	Affiliation
East Ward	PARKER Lea	Independent
East Ward	QUINN Tony	Independent
East Ward	WILTON Heather	Independent
North Ward	FORREST Ian	
North Ward	MEYER Doug	Independent
North Ward	SCHILG Annette	Independent
West Ward	HICKS Matt	Independent
West Ward	LINDNER Ashley	Independent
West Ward	O'NEILL Jennifer	

Formal votes cast by vote type



Apparent failure to vote notices issued: 790

Candidate nominations

Ward	Name	Affiliation
East Ward	PARKER Lea	Independent
East Ward	QUINN Tony	Independent
East Ward	WILTON Heather	Independent
North Ward	FORREST Ian	
North Ward	MEYER Doug	Independent
North Ward	SCHILG Annette	Independent
North Ward	SCHOFF Karen	Independent
West Ward	CHENOWETH Barbara	Independent
West Ward	HICKS Matt	Independent
West Ward	HORE Bradley	Independent
West Ward	HOWARD Jonathon	Independent
West Ward	LINDNER Ashley	Independent
West Ward	O'NEILL Jennifer	

Councillor nominations withdrawn or rejected: 0 rejected, 0 withdrawn

Election operations

Election day staffing

Position	Number
Declaration vote issuing officers	1
Deputy polling place managers	6
Election officials	23
Polling place managers	6
Total	36

Number of polling places

Type	Number
Pre-poll (early voting) centres	4
Election day polling places	6

Returning Officer's office

- 567 Smollett Street, Albury NSW 2640

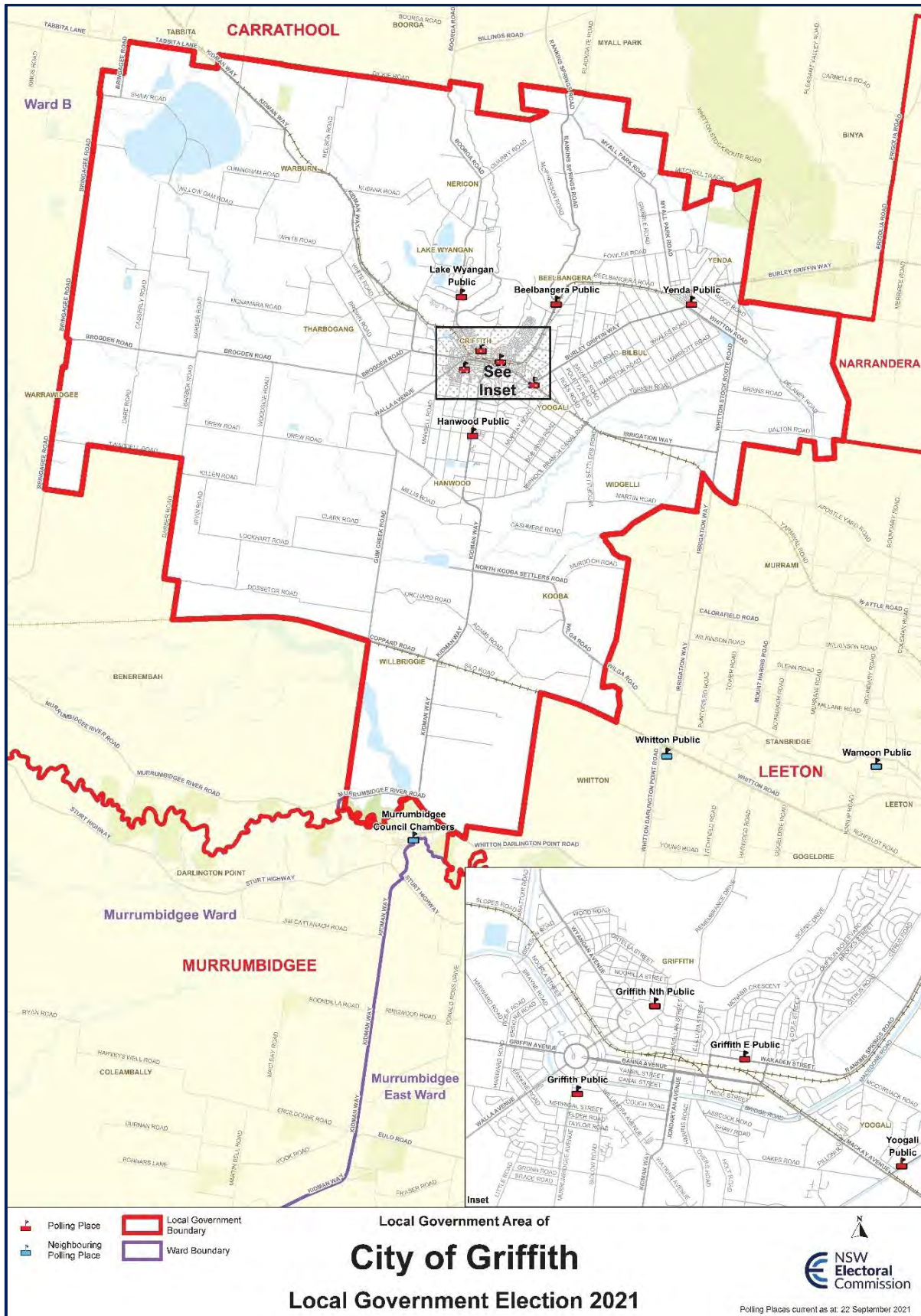
Election costs

- Invoiced election cost: \$83,428
- Cost per elector: \$10.78

NSW Electoral Commission website analytics

- 3,090 visitors to the Greater Hume Shire Council election web page

Griffith City Council



Election summary

Undivided council

Type of election conducted: Councillor (11 councillors to be elected) | Mayor | Constitutional referendum

Enrolment: 16,797 **Residential roll:** 16,797 **Non-residential roll:** 0

Councillor election total votes: 14,806 **Formal:** 12,556 (84.80%) **Informal:** 2,250 (15.20%)

Turnout rate: 88.15%

Mayor election total votes: 14,804

Turnout rate: 88.13% **Formal:** 14,179 (95.78%) **Informal:** 625 (4.22%)

Elected mayor (result declared Tuesday, 21 December 2021)

CURRAN Doug

Elected councillors (result declared Thursday, 23 December 2021)

Councillor name	Affiliation
ANDREAZZA Glen	Independent
BLUMER Shari	
CROCE Simon	Independent
ELLIS Jenny	Independent
LALLY Manjit	Independent
MARIN Melissa	Independent
NAPOLI Anne	Independent
STEAD Christine	Independent
SUTTON Christopher	Independent
TESTONI Laurie	
ZAPPACOSTA Dino	Independent
CURRAN Doug	

Constitutional referendum (result declared Tuesday, 21 December 2021)

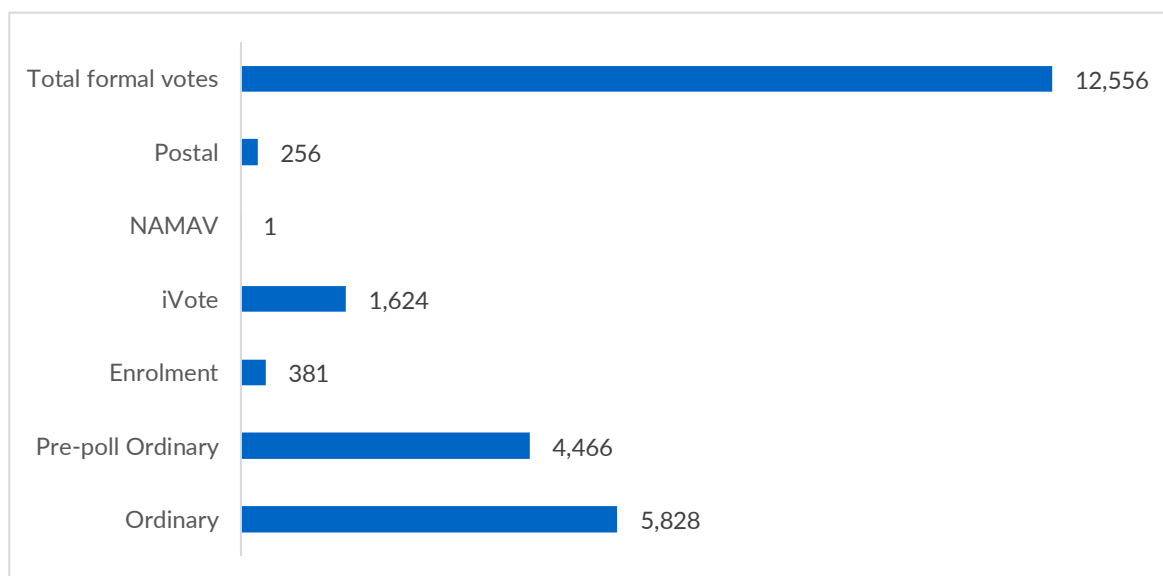
Question 1: “Do you agree that the number of Councillors elected to Griffith City Council be reduced from 12 to 9?”

Referendum question 1 was passed with 71.36 per cent of the votes being “Yes”.

Question 2: “Do you agree that the election of the Mayor to Griffith City Council be changed from popularly elected to elected by Councillors?”

Referendum question 2 was rejected with 71.77 per cent of the votes being “No”.

Formal votes cast by vote type (councillor elections)



Apparent failure to vote notices issued: 1,800

Mayoral nominations

Name	Affiliation
CURRAN Doug	
LA ROCCA Mariacarmina (Carmel)	Independent
MERCURI Rina	Independent
NAPOLI Anne	Independent
ZAPPACOSTA Dino	Independent

Mayor nominations withdrawn or rejected: 1 rejected, 0 withdrawn

Candidate nominations

Name	Affiliation
ANDREAZZA Glen	Independent
ARMSTRONG Andy	Independent
BIANCHINI Joseph	Independent
BILLING Katie	Independent
BLUMER Shari	
CAMPBELL Robert	Independent
CAMPIAO MUNRO Ema	Independent
CANTRELL Andrew	Independent
CROCE Simon	Independent
CRUMP Michael	Independent
CURRAN Doug	
DIXON Jeremiah	Independent
ELLIS Jenny	Independent
FORBES Denise	
LA ROCCA Mariacarina (Carmel)	Independent
LALLY Manjit	Independent
LONGHURST Deb	Independent
LOWES Lisa	Independent
MARIN Melissa	Independent
MERCURI Rina	Independent
NAPOLI Anne	Independent
SKIRVING Kirsty	Independent
STEAD Christine	Independent
STEVENSON Catherine	Independent
SUTTON Christopher	Independent
TESTONI Laurie	
TOSCAN Louis	Independent
ZAPPACOSTA Dino	Independent

Councillor nominations withdrawn or rejected: 0 rejected, 0 withdrawn

Election operations

Election day staffing

Position	Number
Declaration vote issuing officers	4
Deputy polling place managers	8
Election officials	54
Polling place managers	8
Total	74

Number of polling places

Type	Number
Pre-poll (early voting) centres	2
Election day polling places	8

Returning Officer's office

- Unit 8, 16 Whybrow Street, Griffith NSW 2680

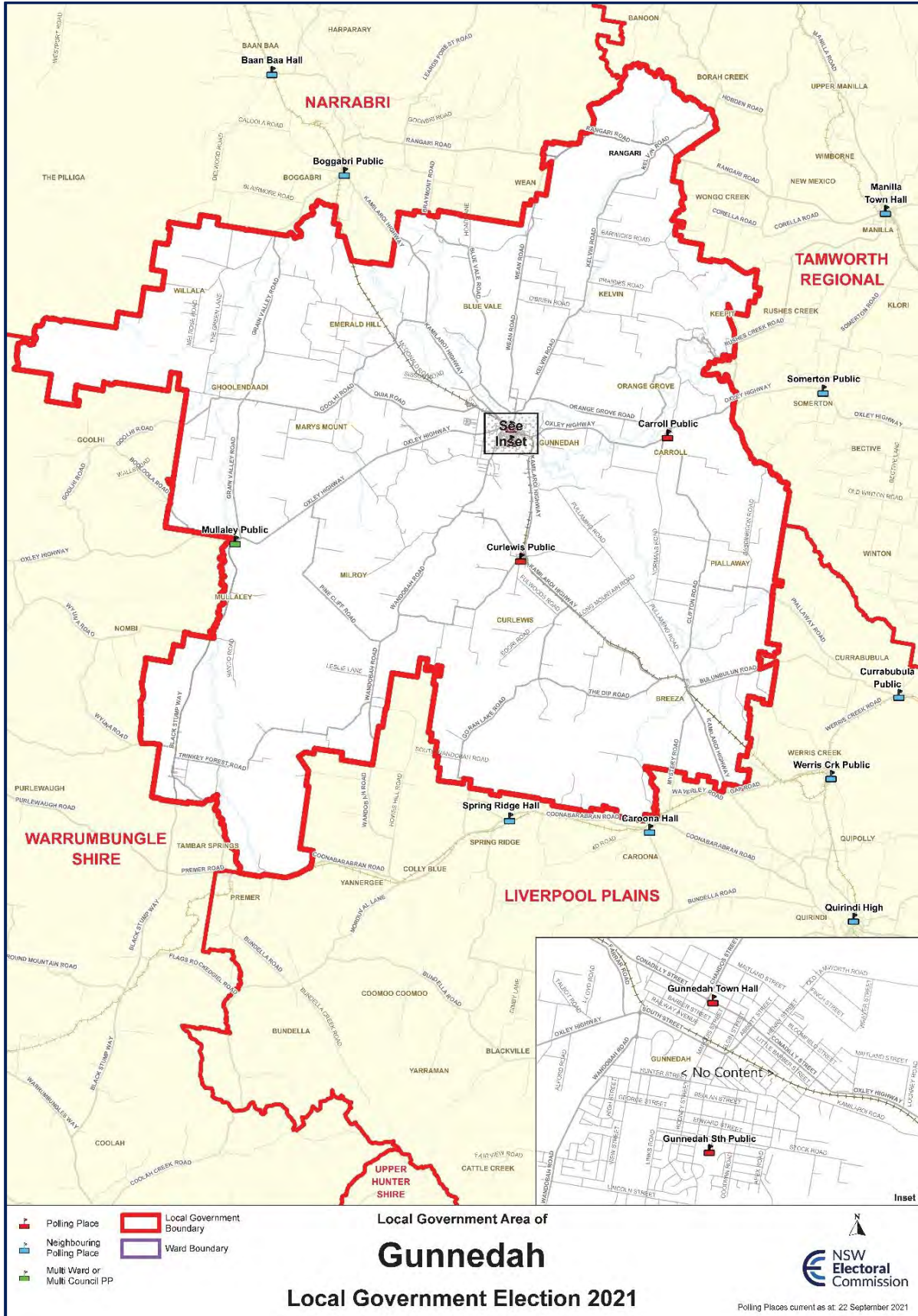
Election costs

- Invoiced election cost: \$218,766
- Cost per elector: \$13.02

NSW Electoral Commission website analytics

- 6,207 visitors to the Griffith City Council election web page

Gunnedah Shire Council



Election summary

Undivided council

Type of election conducted: Councillor (9 councillors to be elected)

Enrolment: 9,055 **Residential roll:** 9,055 **Non-residential roll:** 0

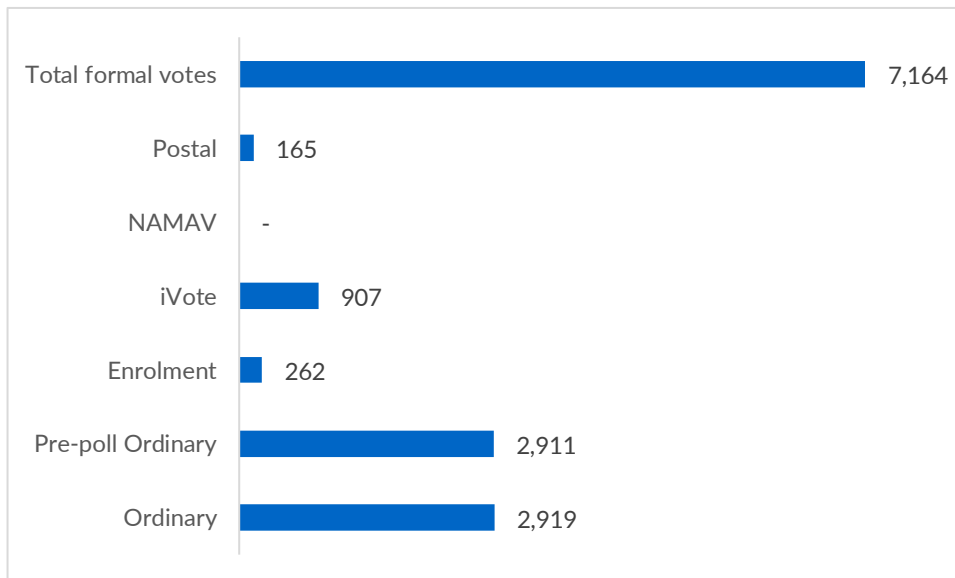
Councillor election total votes: 7,473 **Formal:** 7,164 (95.87%) **Informal:** 309 (4.13%)

Turnout rate: 82.53%

Elected councillors (result declared Wednesday, 22 December 2021)

Councillor name	Affiliation
CHAFFEY Jamie	
FULLER Colleen	Independent
HODDLE Robert	
HOOKE Robert	
LUKE Ann	Independent
MCARTHUR Juliana	
MCGRATH Kate	Independent
MOSES David	Independent
O'KEEFE Murray	

Formal votes cast by vote type



Apparent failure to vote notices issued: 1,328

Candidate nominations

Name	Affiliation
CHAFFEY Jamie	
ERIKSEN Wendy	Independent
FULLER Colleen	Independent
HODDLE Robert	
HOOKE Robert	
LUKE Ann	Independent
MCARTHUR Juliana	
MCGRATH Kate	Independent
MOSES David	Independent
O'KEEFE Murray	
SILVER Michael	Independent
WILLS Peter	Independent
ERIKSEN Wendy	Independent

Councillor nominations withdrawn or rejected: 0 rejected, 0 withdrawn

Election operations

Election day staffing

Position	Number
Declaration vote issuing officers	4
Deputy polling place managers	5
Election officials	22
Polling place managers	5
Total	36

Number of polling places

Type	Number
Pre-poll (early voting) centres	1
Election day polling places	5

Returning Officer's office

- South Street, Gunnedah NSW 2380

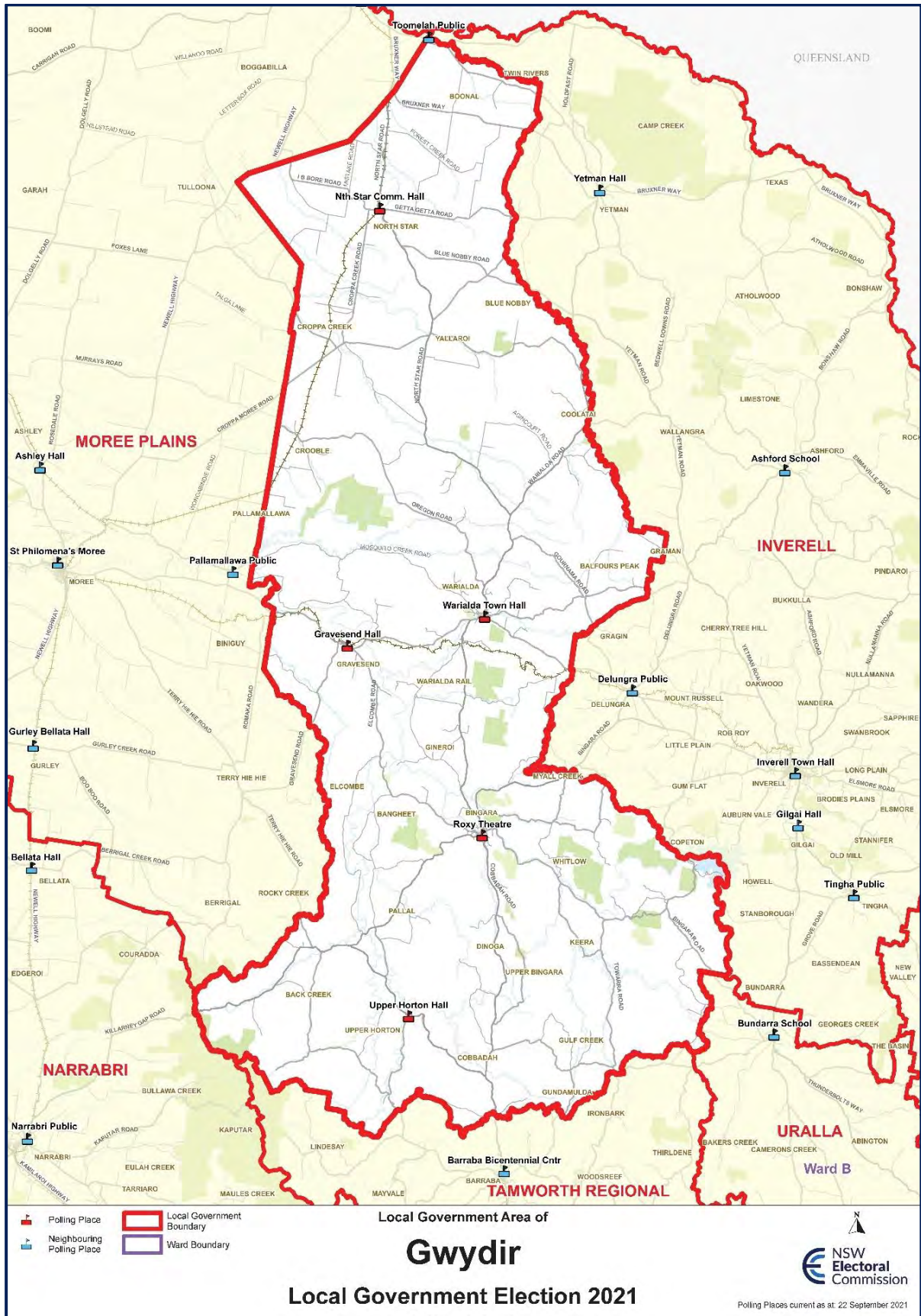
Election costs

- Invoiced election cost: \$118,350
- Cost per elector: \$13.07

NSW Electoral Commission website analytics

- 1,985 visitors to the Gunnedah Shire Council election web page

Gwydir Shire Council



Election summary

Undivided council

Type of election conducted: Councillor (9 councillors to be elected)

Enrolment: 3,771 **Residential roll:** 3,770 **Non-residential roll:** 1

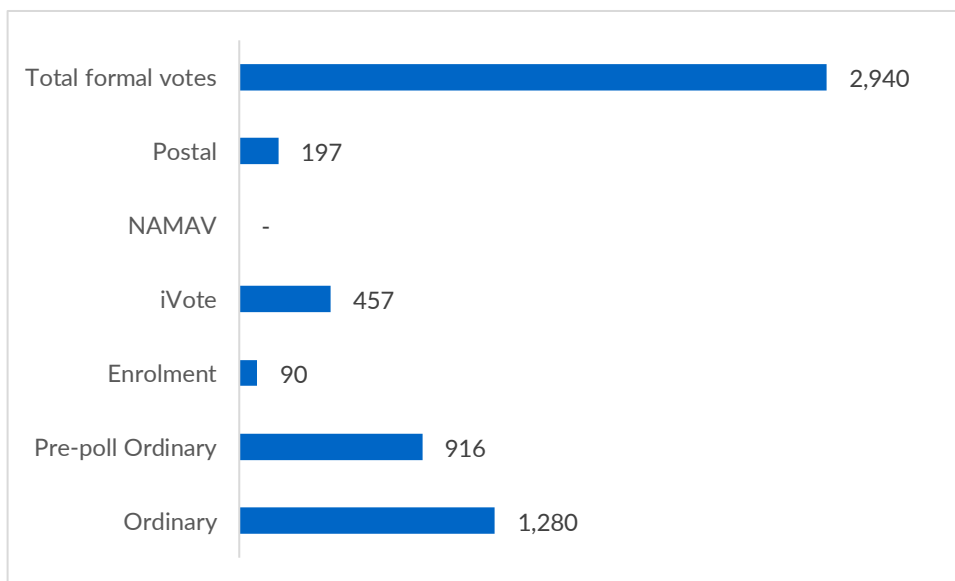
Councillor election total votes: 3,073 **Formal:** 2,940 (95.67%) **Informal:** 133 (4.33%)

Turnout rate: 81.49%

Elected councillors (result declared Tuesday, 21 December 2021)

Councillor name	Affiliation
COULTON John	
DIXON Marilyn	
EGAN Catherine	
GALVIN Tiffany	
MATTHEWS Chris	Independent
MOORE Jim (Curly)	
MULLIGAN Lyndon	Independent
SMITH Geoffrey	

Formal votes cast by vote type



Apparent failure to vote notices issued: 506

Candidate nominations

Name	Affiliation
COULTON David	
COULTON John	
DIXON Marilyn	
EGAN Catherine	
GALVIN Tiffany	
MATTHEWS Chris	Independent
MOORE Jim (Curly)	
MULLIGAN Lyndon	Independent
SMITH Geoffrey	
YOUNG Frances	

Councillor nominations withdrawn or rejected: 0 rejected, 0 withdrawn

Election operations

Election day staffing

Position	Number
Deputy polling place managers	5
Election officials	26
Polling place managers	5
Total	36

Number of polling places

Type	Number
Pre-poll (early voting) centres	3
Election day polling places	5

Returning Officer's office

- 166 Otho Street, Inverell NSW 2360

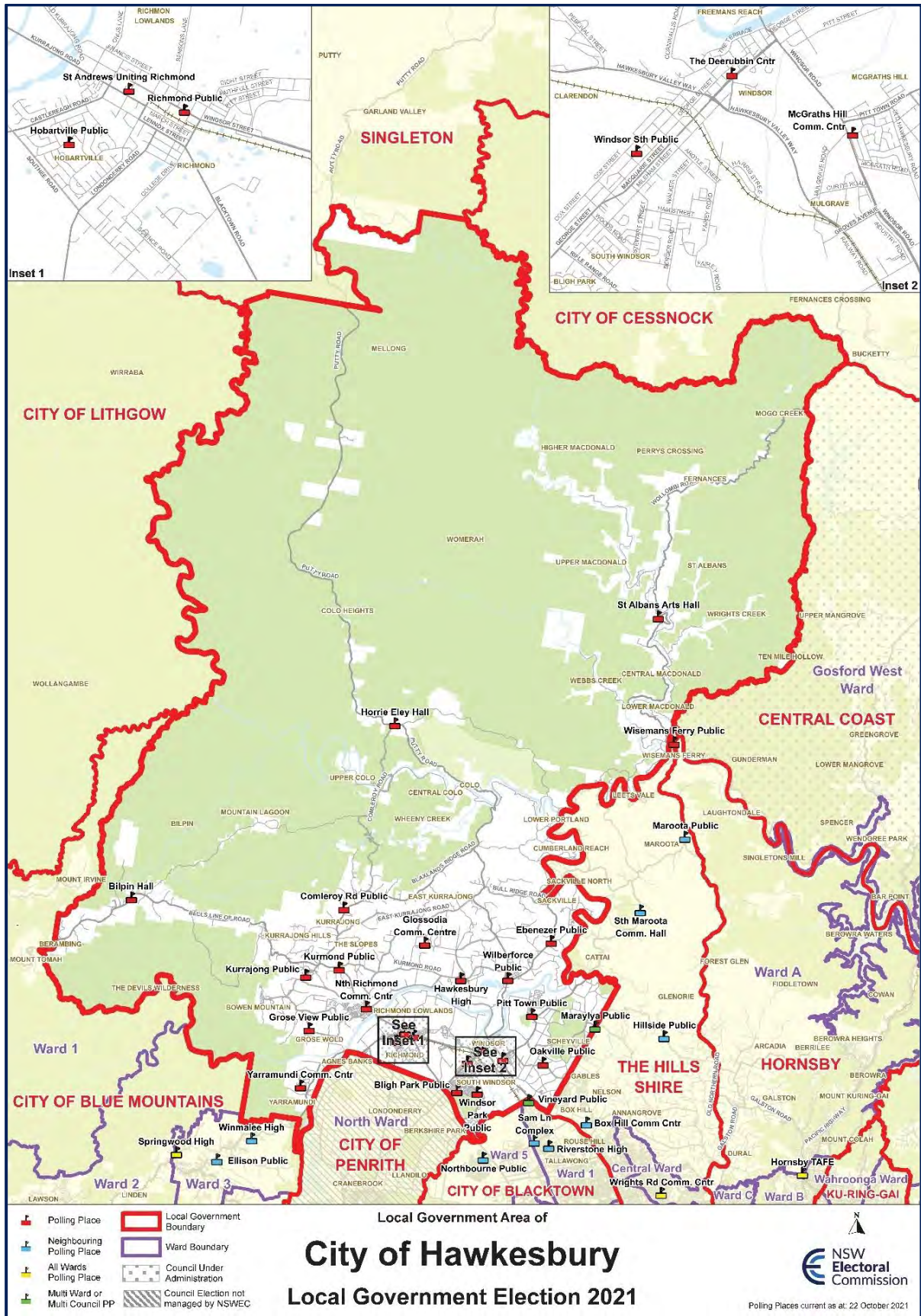
Election costs

- Invoiced election cost: \$55,341
- Cost per elector: \$14.68

NSW Electoral Commission website analytics

- 620 visitors to the Gwydir Shire Council election web page

Hawkesbury City Council



Election summary

Undivided council

Type of election conducted: Councillor (12 councillors to be elected)

Enrolment: 48,349 **Residential roll:** 48,327 **Non-residential roll:** 22

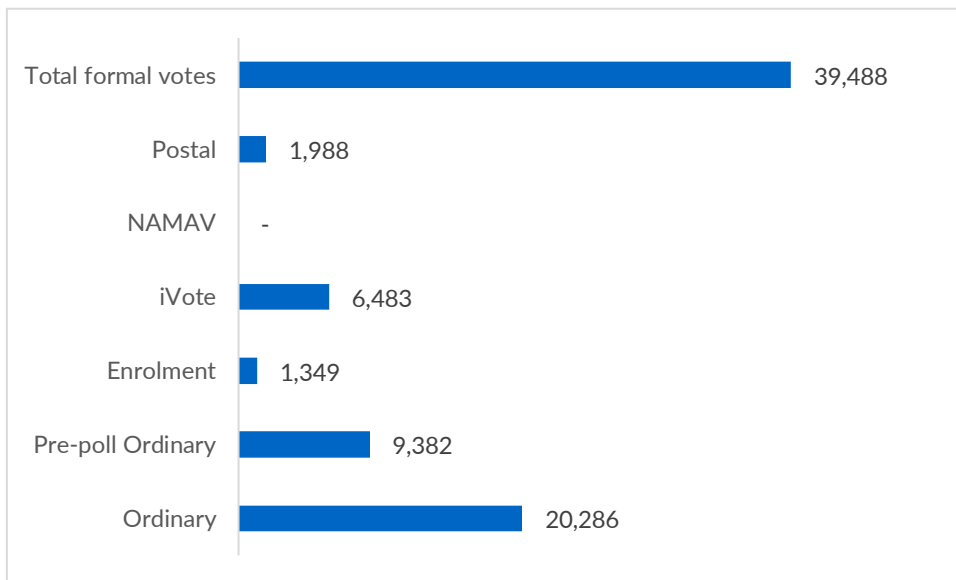
Councillor election total votes: 41,623 **Formal:** 39,488 (94.87%) **Informal:** 2,135 (5.13%)

Turnout rate: 86.09%

Elected councillors (result declared Wednesday, 22 December 2021)

Councillor name	Affiliation
CALVERT Barry	Labor
CONOLLY Patrick	Liberal
DJURIC Shane	Shooters, Fishers and Farmers
DOGRAMACI Eddie	The Small Business Party
KOTLASH Amanda	Labor
LYONS-BUCKETT Mary	Independent
REARDON Jill	Liberal
RICHARDS Sarah	Liberal
SHEATHER Les	
VEIGEL Paul	Liberal
WHEELER Danielle	The Greens
ZAMPROGNO Nathan	Independent

Formal votes cast by vote type



Apparent failure to vote notices issued: 5,654

Candidate nominations

Name	Affiliation
AVCI Ashley	The Greens
BAKER Gabrielle	Independent
BENNETT Matthew	Liberal
BENSON Richie	Independent
BURKE Stephen	The Small Business Party
CADMAN Andrew	Independent
CADMAN Catherine	Independent
CALVERT Barry	Labor
CHIA Rosalind	The Greens
CICOLINI Troy	Shooters, Fishers and Farmers
COALDRAKE David	
COCHRANE Rayleen	Independent
CONOLLY Patrick	Liberal
CORPE Bindi	Independent
CROWTHER Brian	The Greens
DADLEY John	Labor

Name	Affiliation
DJURIC Brooke	Shooters, Fishers and Farmers
DJURIC Shane	Shooters, Fishers and Farmers
DOGRAMACI Ali (Allen)	Shooters, Fishers and Farmers
DOGRAMACI Eddie	The Small Business Party
DOGRAMACI Esma	The Small Business Party
DREW Michele	Labor
DUNESKY Phil	Independent
FARRELL Lichell	Independent
FENECH Mario	The Small Business Party
FOLLINGTON Melissa	Shooters, Fishers and Farmers
GALE Stuart	Labor
GARROW Emma-Jane	Independent
GEARIN David	Independent
GRECH Andrew	Independent
GREENTREE Trent	Independent
GRIFFIN Simon	Labor
HARTOUNIAN Emilio	The Small Business Party
HODGSKIN Gerard	
HOLLAND Liam	Independent
JACKSON James	Independent
JACKSON Mark	Liberal
KARAN Nat	Independent
KARAN Preeti	Independent
KARAN Sunny	Independent
KOBIER Karen	The Greens
KOTLASH Amanda	Labor
LUKERE James	The Greens
LYONS-BUCKETT Mary	Independent
LYONS Colin	Independent
MACGREGOR Ian	Independent

Name	Affiliation
MACKAY Morgan	
MACKAY Warwick	
MILLER Margaret	Independent
MORGAN Brian	Independent
MORRISON Tiffany	Independent
NEWTON Ben	Independent
NEWTON Jim	Independent
O'TOOLE Stacy	Independent
PELLEW Donna	Independent
RADUNZ Kirsten	Independent
RAMACI Santo (Sam)	Independent
REARDON Jill	Liberal
REYNOLDS Pete	Independent
RICHARDS Sarah	Liberal
ROSS John	Independent
RYAN Peter	Independent
RYMER Timothy	
SALIBA Charlie	The Small Business Party
SHEATHER Les	
SHEATHER Michelle	
SMITH Brayden	Independent
SPARKS Zed	Independent
STACK Hannah	Liberal
TADROSSE Margaret	
TAPARA Michelle	Independent
TURNBULL Colleen	Independent
VEIGEL Paul	Liberal
VIGOUROUX Tara	Independent
VRINAT Luis	Shooters, Fishers and Farmers
WATERS Kristine	Independent

Name	Affiliation
WHEELER Danielle	The Greens
WURTH Darren	Independent
ZAMPROGNO Nathan	Independent

Councillor nominations withdrawn or rejected; 2 rejected, 0 withdrawn

Election operations

Election day staffing

Position	Number
Declaration vote issuing officers	21
Deputy polling place managers	26
Election officials	204
Polling place managers	26
Total	277

Number of polling places

Type	Number
Pre-poll (early voting) centres	2
Election day polling places	26

Returning Officer's office

- 18 Macquarie Street, Windsor NSW 2756

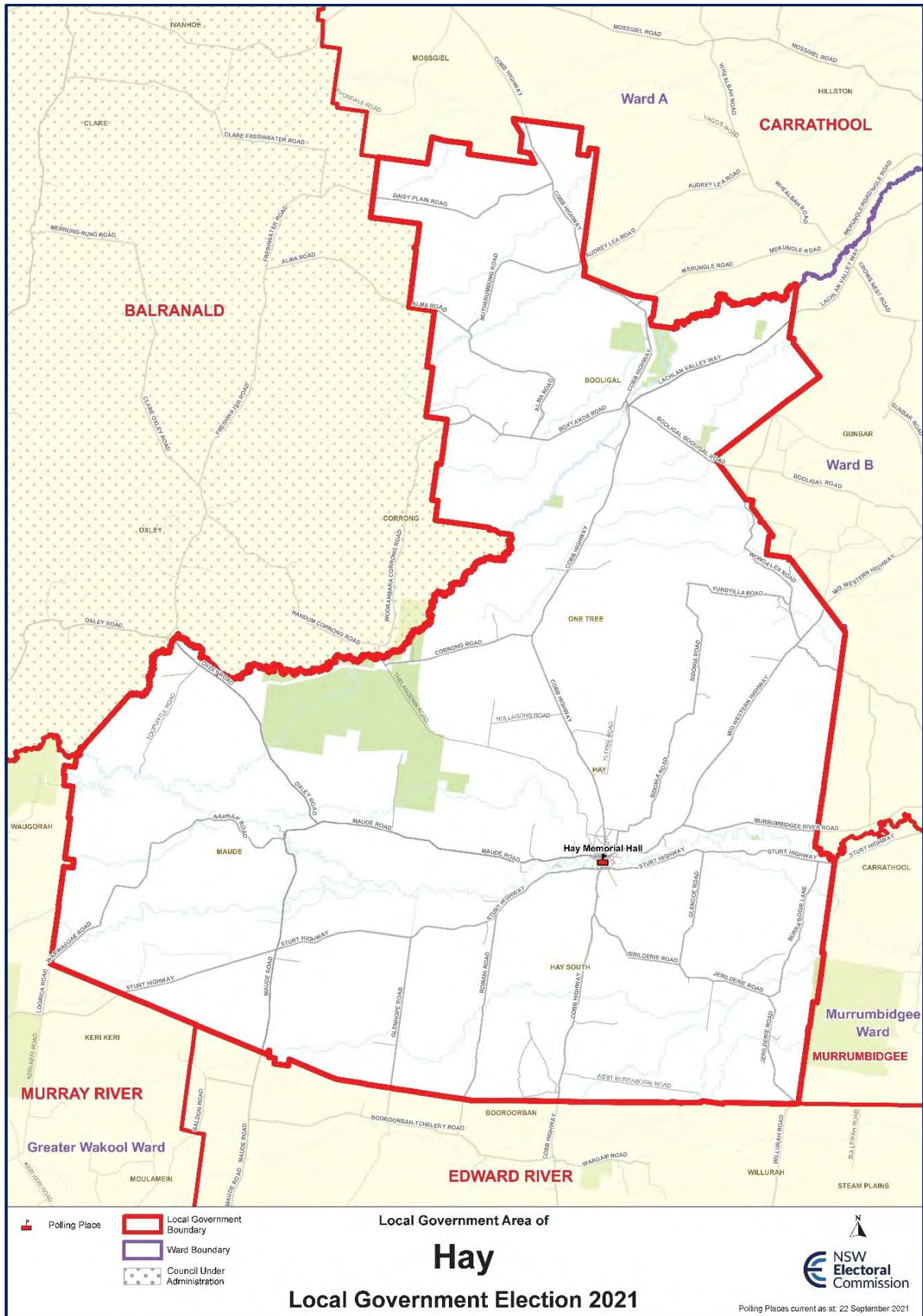
Election costs

- Invoiced election cost: \$437,924
- Cost per elector: \$9.06

NSW Electoral Commission website analytics

- 17,951 visitors to the Hawkesbury City Council election web page

Hay Shire Council



Election summary

Undivided council

Type of election conducted: Councillor (8 councillors to be elected)

Enrolment: 2,146 **Residential roll:** 2,145 **Non-residential roll:** 1

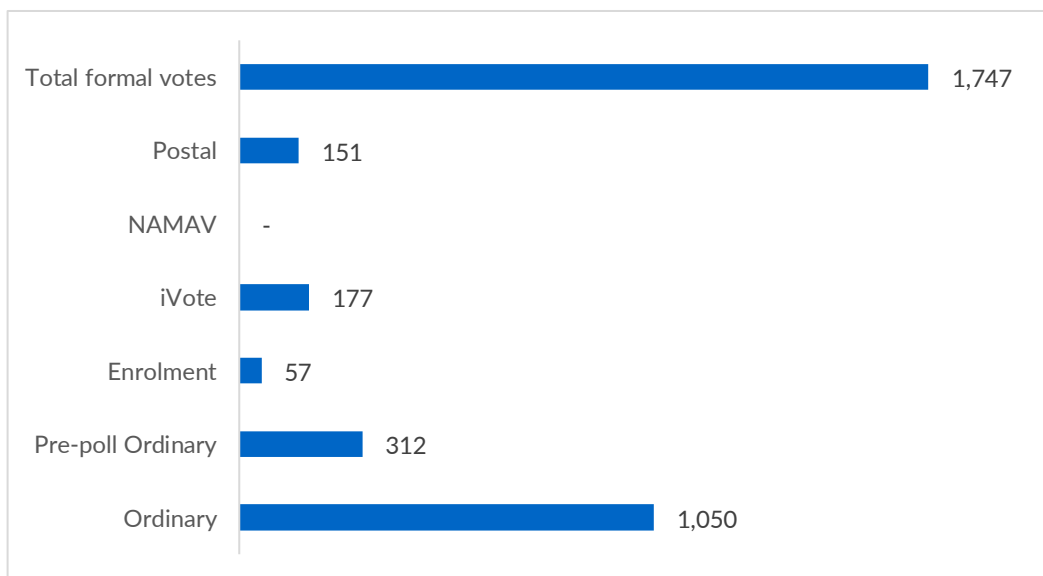
Councillor election total votes: 1,794 **Formal:** 1,747 (97.38%) **Informal:** 47 (2.62%)

Turnout rate: 83.60%

Elected councillors (result declared Thursday, 23 December 2021)

Councillor name	Affiliation
CHAPMAN Geoff	
DWYER Jenny	Independent
DWYER Peter	
GARNER Lionel	Independent
HANDFORD Peter	
OATAWAY Carol	
PORTER Paul	
QUINN Martyn	

Formal votes cast by vote type



Apparent failure to vote notices issued: 264

Candidate nominations

Name	Affiliation
CHAPMAN Geoff	
CLARKE Darren	
DWYER Jenny	Independent
DWYER Peter	
GARNER Lionel	Independent
HANDFORD Peter	
MCRAE Beverley	Independent
OATAWAY Carol	
PERRY John	Independent
PORTER Paul	
QUINN Martyn	
RUSKA Megan	
TOWNSEND David	Independent

Councillor nominations withdrawn or rejected: 0 rejected, 0 withdrawn

Election operations

Election day staffing

Position	Number
Deputy polling place managers	1
Election officials	6
Polling place managers	1
Total	8

Number of polling places

Type	Number
Pre-poll (early voting) centres	1
Election day polling places	1

Returning Officer's office

- Unit 8, 16 Whybrow Street, Griffith NSW 2680

Election costs

- Invoiced election cost: \$30,526
- Cost per elector: \$14.22

NSW Electoral Commission website analytics

- 651 visitors to the Hay Shire Council election web page

Election summary

Undivided council

Type of election conducted: Councillor (11 councillors to be elected)

Enrolment: 14,321 **Residential roll:** 14,318 **Non-residential roll:** 3

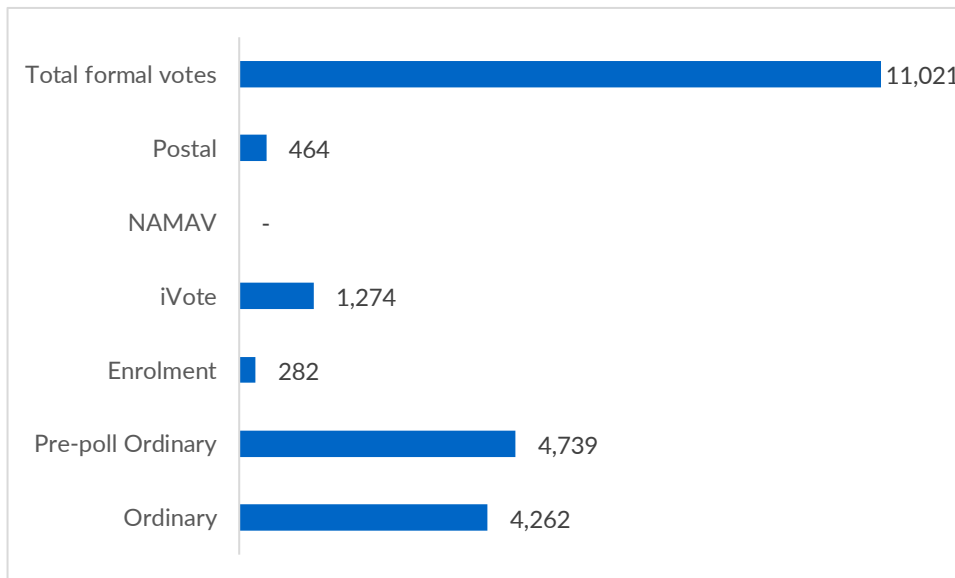
Councillor election total votes: 11,809 **Formal:** 11,021 (93.33%) **Informal:** 788 (6.66%)

Turnout rate: 82.45%

Elected councillors (result declared Tuesday, 21 December 2021)

Councillor name	Affiliation
ARMSTRONG Greg	Independent
DODD Mary	Independent
FITZGERALD Patrick	Independent
FLANERY Tony	
FOREMAN Alison	Independent
HEWSON Tony	Independent
INGRAM Brian	Independent
MACKAY Joanne	
PIPER John	Independent
ROLES Margaret	Independent
STADTMILLER Matthew	

Formal votes cast by vote type



Apparent failure to vote notices issued: 1,980

Candidate nominations

Name	Affiliation
ARMSTRONG Greg	Independent
DODD Mary	Independent
FITZGERALD Patrick	Independent
FLANERY Tony	
FOREMAN Alison	Independent
HEWSON Tony	Independent
HORTON John	Independent
INGRAM Brian	Independent
MACKAY Joanne	
NIVEN John	
PIPER John	Independent
ROLES Margaret	Independent
STADTMILLER Matthew	

Councillor nominations withdrawn or rejected: 1 rejected, 0 withdrawn

Election operations

Election day staffing

Position	Number
Declaration vote issuing officers	2
Deputy polling place managers	10
Election officials	46
Polling place managers	11
Total	69

Number of polling places

Type	Number
Pre-poll (early voting) centres	4
Election day polling places	11

Returning Officer's office

- 81 Wallendoon Street, Cootamundra NSW 2590

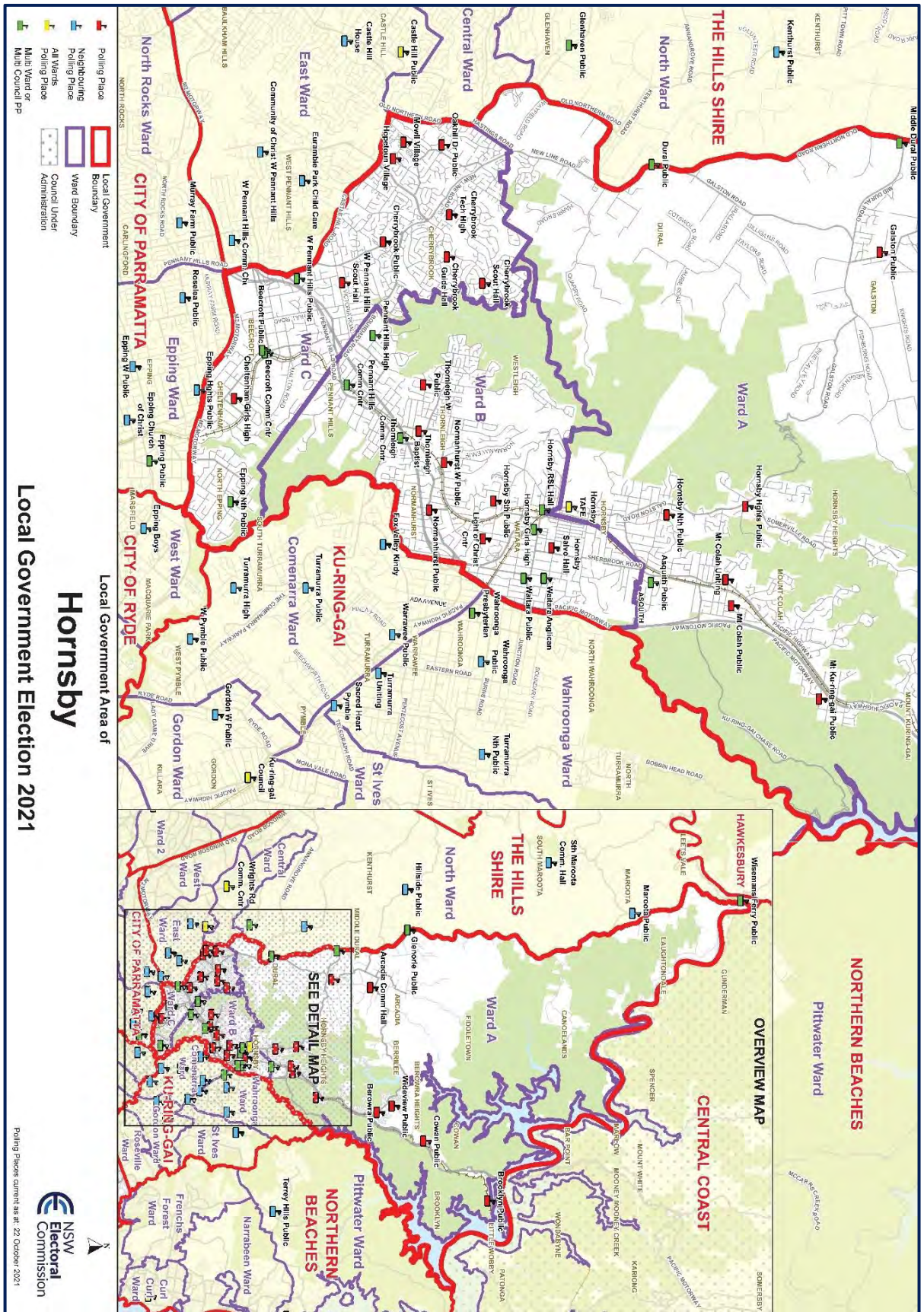
Election costs

- Invoiced election cost: \$197,194
- Cost per elector: \$13.77

NSW Electoral Commission website analytics

- 3,258 visitors to the Hilltops Council election web page

The Council of the Shire of Hornsby



Election summary

Divided: Ward A | Ward B | Ward C

Type of election conducted: Councillor | Mayor

Enrolment: 99,449 **Residential roll:** 99,445 **Non-residential roll:** 4

Councillor election total votes: 87,803 **Formal:** 85,071 (96.89%) **Informal:** 2,732 (3.11%)

Turnout rate: 88.29%

Mayor election total votes: 87,792 **Formal:** 85,656 (97.57%) **Informal:** 2,136 (2.43%)

Turnout rate: 88.28%

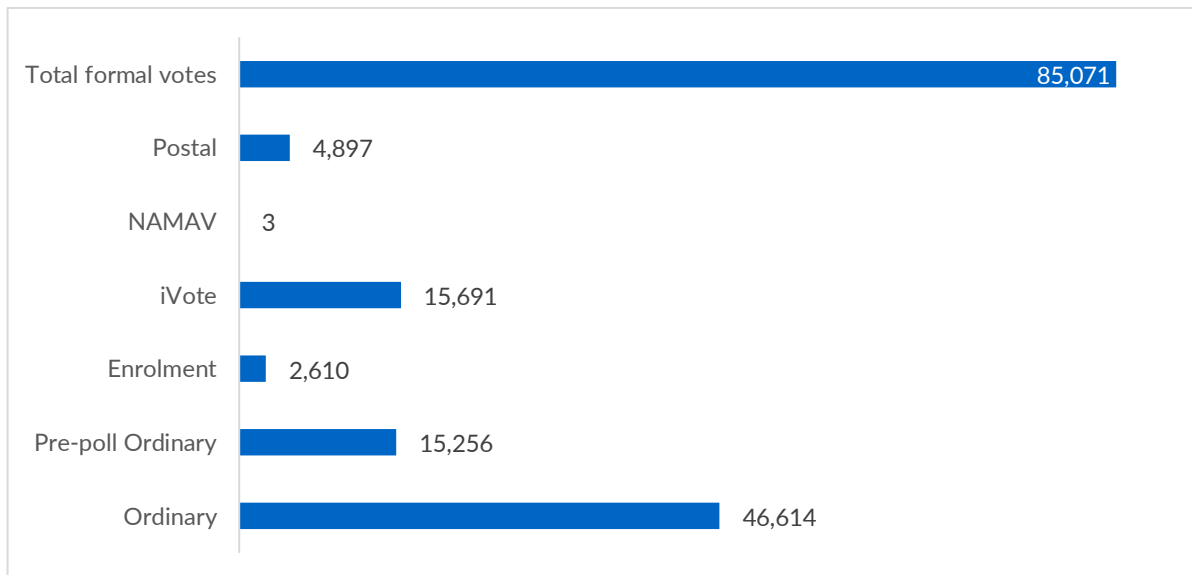
Elected mayor (result declared Tuesday, 21 December 2021)

RUDDOCK Philip, Liberal

Elected councillors (result declared Thursday, 23 December 2021)

Ward	Councillor name	Affiliation
Ward A	SALITRA Tania	The Greens
Ward A	TILBURY Nathan	Liberal
Ward A	WADDELL Warren	Liberal
Ward B	BALL Monika	The Greens
Ward B	MCCLELLAND Sallianne	Liberal
Ward B	MCINTOSH Janelle	Labor
Ward C	GREENWOOD Verity	Liberal
Ward C	HEYDE Emma	The Greens
Ward C	PILLAMARRI Sreeni	Liberal

Formal votes cast by vote type (councillor election)



Apparent failure to vote notices issued: 8,713

Mayoral nominations

Name	Affiliation
HEYDE Emma	The Greens
RUDDOCK Philip	Liberal

Mayor nominations withdrawn: 0 rejected, 0 withdrawn

Candidate nominations

Ward	Name	Affiliation
Ward A	BURKHARDT Daniel	The Greens
Ward A	CARDELLI Elizabeth	Independent
Ward A	CASWELL Benjamin	Independent
Ward A	FUCHS Ran	The Greens
Ward A	KLICH Anthea	Liberal
Ward A	MARR Mick	Labor
Ward A	ROWLAND James	Independent
Ward A	SALITRA Tania	The Greens
Ward A	SOOS Warren	Labor

Ward	Name	Affiliation
Ward A	TILBURY Nathan	Liberal
Ward A	VON BORNEMANN Joseph	Labor
Ward A	WADDELL Warren	Liberal
Ward B	BALL Monika	The Greens
Ward B	DARGAN Martin	Liberal
Ward B	DONALD Jason	Labor
Ward B	DUMMER Daniel	Liberal
Ward B	HATLEY Dana	The Greens
Ward B	MCCLELLAND Sallianne	Liberal
Ward B	MCINTOSH Janelle	Labor
Ward B	POTTER Shannen	Labor
Ward B	TING Matthew	The Greens
Ward C	CALILHANNA Andrea	Liberal
Ward C	DEL GALLEGO Vince	Independent
Ward C	GREENWOOD Verity	Liberal
Ward C	HEYDE Emma	The Greens
Ward C	KHAN Fareeza	The Greens
Ward C	NICITA Joe	Independent
Ward C	PILLAMARRI Sreeni	Liberal
Ward C	SHAH Tamanna	The Greens
Ward C	SUTTON Craig	Independent

Councillor nominations withdrawn or rejected: 0 rejected, 0 withdrawn

Election operations

Election day staffing

Position	Number
Declaration vote issuing officers	64
Deputy polling place managers	47
Election officials	424
Polling place managers	47
Total	582

Number of polling places

Type	Number
Pre-poll (early voting) centres	5
Election day polling places	47

Returning Officer's office

- Suite 6AB-7A, 6-18 Bridge Road, Hornsby NSW 2077

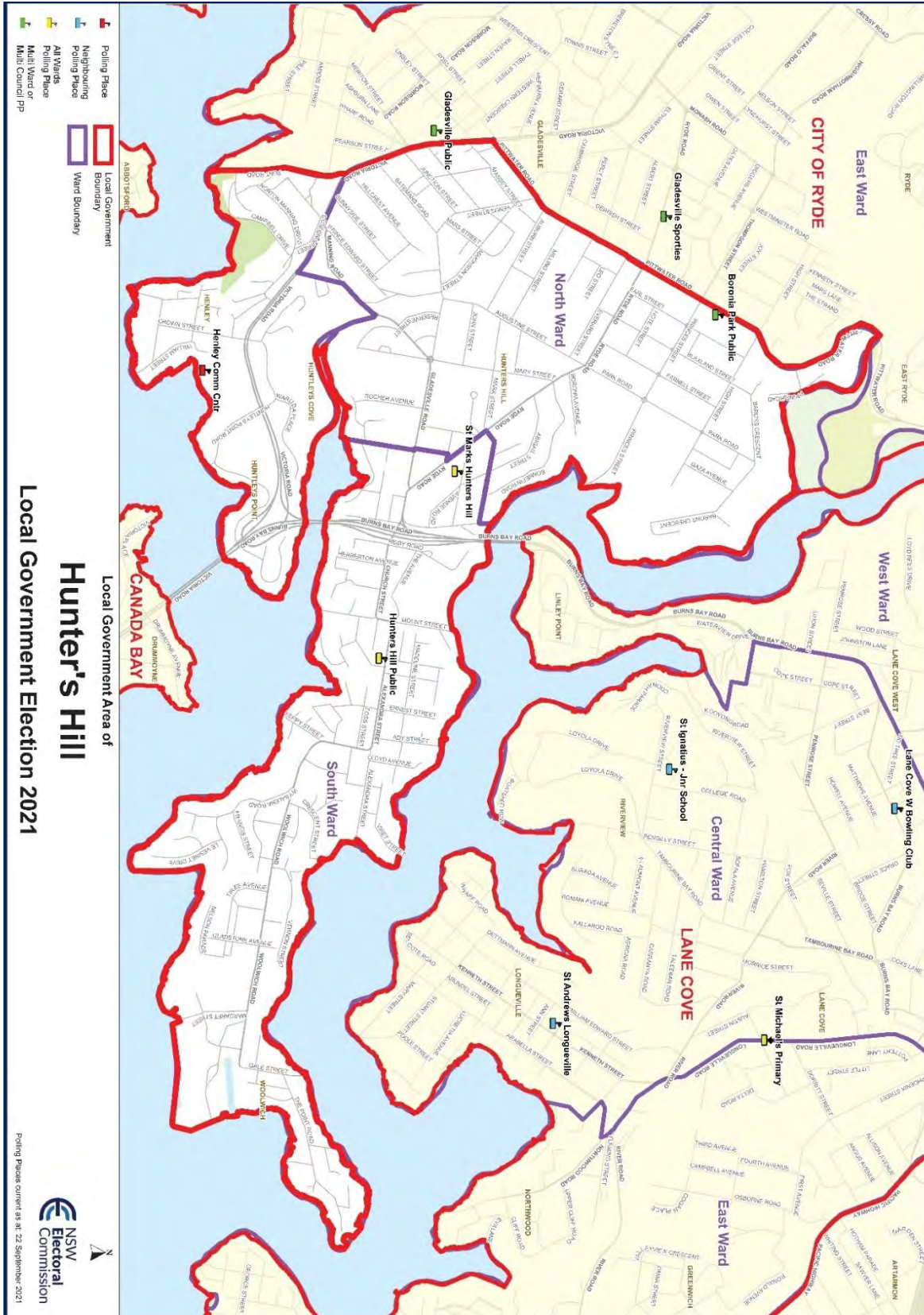
Election costs

- Invoiced election cost: \$862,040
- Cost per elector: \$8.67

NSW Electoral Commission website analytics

- 77,081 visitors to the Hornsby Shire Council election web page

The Council of the Municipality of Hunter's Hill



Election summary

Divided: North Ward | South Ward

Type of election conducted: Councillor (6 councillors to be elected, 3 from each ward) | Mayor

Enrolment: 9,914 **Residential roll:** 9,911 **Non-residential roll:** 3

Councillor election total votes: 8,548 **Formal:** 8,234 (96.33%) **Informal:** 314 (3.67%)

Turnout rate: 86.21%

Mayor election total votes: 8,572 **Formal:** 8,356 (97.48%) **Informal:** 216 (2.52%)

Turnout rate: 86.46%

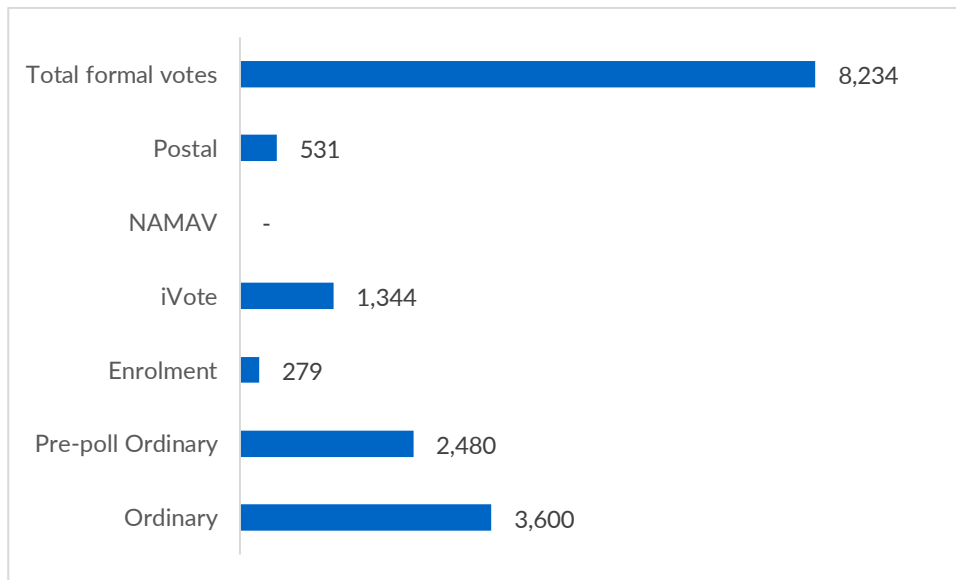
Elected mayor (result declared Tuesday, 21 December 2021)

MILES Zac, Liberal

Elected councillors (result declared Thursday, 23 December 2021)

Ward	Councillor name	Affiliation
North Ward	KRASSOI Elizabeth	Independent
North Ward	PRIESTON Julia	Liberal
North Ward	WILLIAMS Ross	Independent
South Ward	QUINN Richard	Independent
South Ward	SANDERSON Jim	Independent
South Ward	VIRGARA Tayna (Tatyana)	Liberal

Formal votes cast by vote type (councillor election)



Apparent failure to vote notices issued: 952

Mayoral nominations

Name	Affiliation
GUAZZAROTTO David	Independent
MILES Zac	Liberal
QUINN Richard	Independent
WILLIAMS Ross	Independent

Mayor nominations withdrawn: 0 rejected, 0 withdrawn

Candidate nominations

Ward	Name	Affiliation
North Ward	BEATTY Marilyn	Independent
North Ward	CLAYTON Michael	Independent
North Ward	COLLINS Ben	Liberal
North Ward	ENRIGHT Barbara	Independent
North Ward	JAGO Jacqueline	Independent
North Ward	KRASSOI Elizabeth	Independent
North Ward	LOADSMAN Andrew	Independent

Ward	Name	Affiliation
North Ward	MILES Zac	Liberal
North Ward	PRIESTON Julia	Liberal
North Ward	SHARPLES Susan	Independent
North Ward	VOULGARIS Alison	Independent
North Ward	WILLIAMS Ross	Independent
South Ward	ADAM Jo-Hanna	Independent
South Ward	ANDERSON Kate	Independent
South Ward	BENSON Warwick	The Greens
South Ward	CHESTERFIELD-EVANS Arthur	Independent
South Ward	CONIGRAVE Arthur	The Greens
South Ward	DOYLE David	Independent
South Ward	EVANS David	Independent
South Ward	GUAZZAROTTO David	Independent
South Ward	HARMAN Lynne	Independent
South Ward	JOHNSON Judith	Independent
South Ward	QUINN Richard	Independent
South Ward	SANDERSON Jim	Independent
South Ward	TANNOUS-SLEIMAN Carol	Liberal
South Ward	THAGGARD Mali	Independent
South Ward	TURNER Amy	Liberal
South Ward	VIRGARA Tayna (Tatyana)	Liberal
South Ward	WHYTE Paul	The Greens
South Ward	WOOD Erin	Independent

Councillor nominations withdrawn or rejected: 0 rejected, 0 withdrawn

Election operations

Election day staffing

Position	Number
Declaration vote issuing officers	4
Deputy polling place managers	6
Election officials	45
Polling place managers	6
Total	61

Number of polling places

Type	Number
Pre-poll (early voting) centres	1
Election day polling places	6

Returning Officer's office

- 22 Alexandra Street, Hunter's Hill NSW 2110

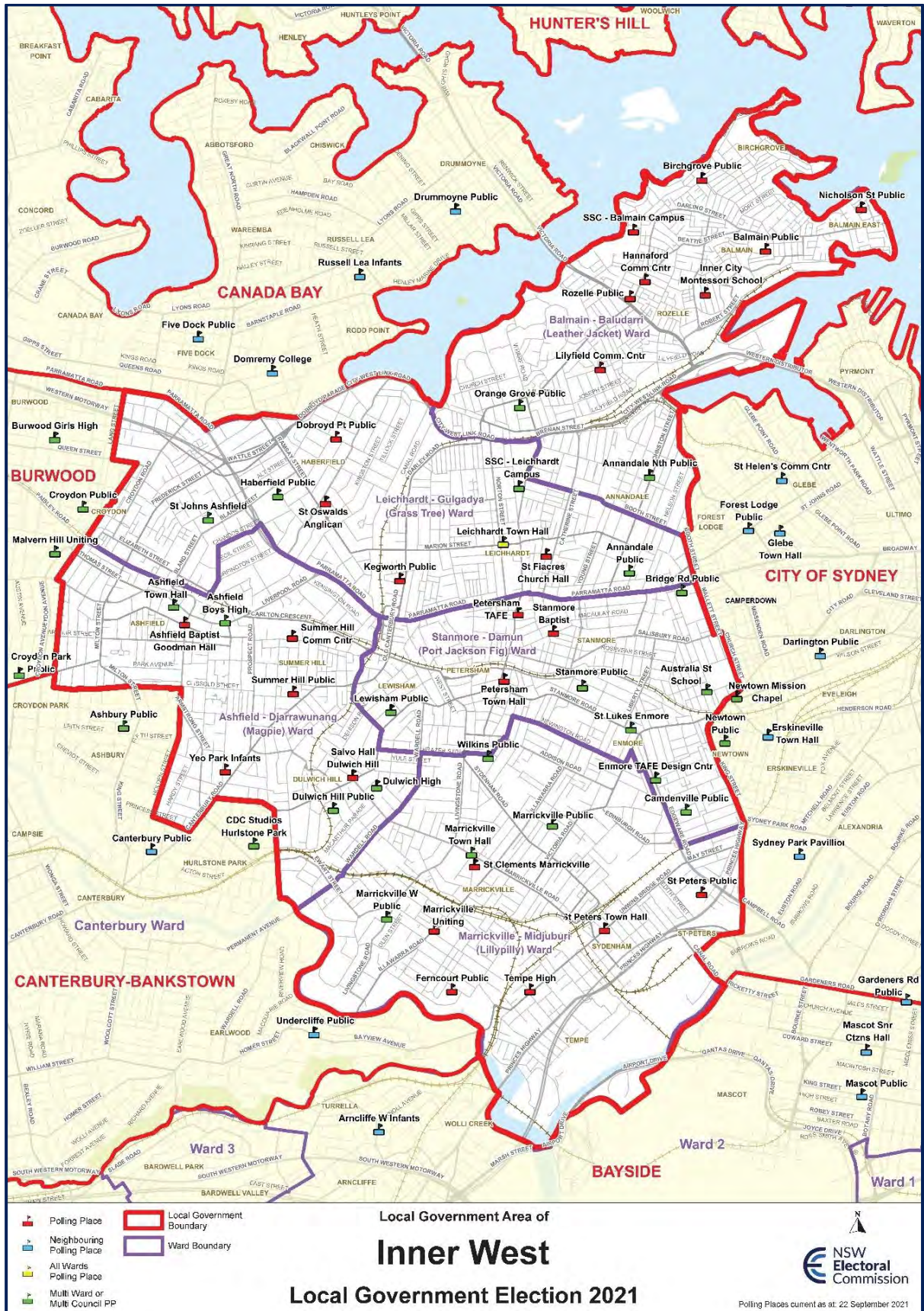
Election costs

- Cost of the Hunters Hill Council 2021 election: \$151,943
- Cost per elector: \$15.33

NSW Electoral Commission website analytics

- 5,452 visitors to the Hunters Hill Council election web page

Inner West Council



Election summary

Divided:

Ashfield – Djarrawunang (Magpie) Ward | Balmain – Baludarri (Leather Jacket) Ward | Leichhardt – Gulgadya (Grass Tree) Ward | Marrickville – Midjuburi (Lillypilly) Ward | Stanmore – Damun (Port Jackson Fig) Ward

Type of election conducted: Councillor (15 councillors to be elected, 3 from each ward) | Poll

Enrolment: 132,362 **Residential roll:** 132,277 **Non-residential roll:** 85

Councillor election total votes: 107,830

Turnout rate: 81.46% **Formal:** 104,035 (96.48%) **Informal:** 3,795 (3.52%)

Elected councillors (result declared Tuesday, 21 – Thursday, 23 December 2021)

Ward	Councillor name	Affiliation
Ashfield – Djarrawunang (Magpie) Ward	D'ARIENZO Jessica	Labor
Ashfield – Djarrawunang (Magpie) Ward	DRURY Mark	Labor
Ashfield – Djarrawunang (Magpie) Ward	GRIFFITHS Dylan	The Greens
Balmain – Baludarri (Leather Jacket) Ward	BYRNE Darcy	Labor
Balmain – Baludarri (Leather Jacket) Ward	SHETTY Kobi	The Greens
Balmain – Baludarri (Leather Jacket) Ward	STAMOLIS John	Independent
Leichhardt – Gulgadya (Grass Tree) Ward	DA CRUZ Marghanita	The Greens
Leichhardt – Gulgadya (Grass Tree) Ward	SCOTT Philippa	Labor
Leichhardt – Gulgadya (Grass Tree) Ward	STEPHENS Timothy	Labor
Marrickville – Midjuburi (Lillypilly) Ward	HOWARD Mat	Labor
Marrickville – Midjuburi (Lillypilly) Ward	LANGFORD Justine	The Greens
Marrickville – Midjuburi (Lillypilly) Ward	TSARDOULIAS Zoi	Labor
Stanmore – Damun (Port Jackson Fig) Ward	ATKINS Liz	The Greens

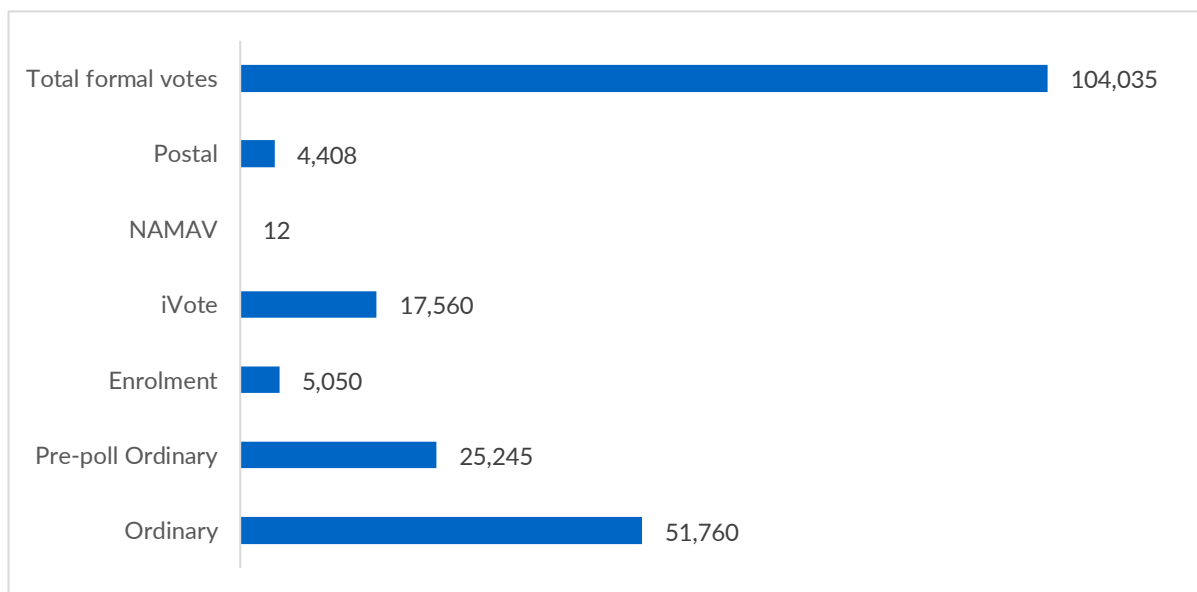
Stanmore – Damun (Port Jackson Fig) Ward	LOCKIE Pauline	Independent
Stanmore – Damun (Port Jackson Fig) Ward	SMITH Chloe	Labor

Council poll (result declared Tuesday, 21 December 2021)

“In May 2016, Ashfield, Leichhardt and Marrickville councils were amalgamated into one local government area by the State Government. Do you support the Inner West local government area being de-amalgamated, so as to restore the former local government areas of Ashfield, Leichhardt and Marrickville?”

The results of the Poll were declared as “Yes”, with 62.49%

Formal votes cast by vote type (councillor elections)



Apparent failure to vote notices issued: 19,008

Candidate nominations

Ward	Name	Affiliation
Ashfield – Djarrawunang (Magpie) Ward	ALLISON Philip	Independent
Ashfield – Djarrawunang (Magpie) Ward	BECHER Michael	
Ashfield – Djarrawunang (Magpie) Ward	BORSAK Cheryl	Independent
Ashfield – Djarrawunang (Magpie) Ward	D'ARIENZO Jessica	Labor
Ashfield – Djarrawunang (Magpie) Ward	DIXON Peter	Independent
Ashfield – Djarrawunang (Magpie) Ward	DRURY Mark	Labor
Ashfield – Djarrawunang (Magpie) Ward	FLINT Faye	Independent
Ashfield – Djarrawunang (Magpie) Ward	GRIFFITHS Dylan	The Greens
Ashfield – Djarrawunang (Magpie) Ward	KIAT Thomas	The Greens
Ashfield – Djarrawunang (Magpie) Ward	MANSOUR Cronia	
Ashfield – Djarrawunang (Magpie) Ward	MANSOUR Morris	
Ashfield – Djarrawunang (Magpie) Ward	PASSAS Bill	Independent
Ashfield – Djarrawunang (Magpie) Ward	PASSAS Julie	Independent
Ashfield – Djarrawunang (Magpie) Ward	PAYNE Christopher	Labor
Ashfield – Djarrawunang (Magpie) Ward	RAJKUMAR Shilpa	The Greens
Balmain – Baludarri (Leather Jacket) Ward	BARRON Jenny	The Greens
Balmain – Baludarri (Leather Jacket) Ward	BRAH Nav	Independent
Balmain – Baludarri (Leather Jacket) Ward	BROOKS Tracey	Independent
Balmain – Baludarri (Leather Jacket) Ward	BYRNE Darcy	Labor
Balmain – Baludarri (Leather Jacket) Ward	DAVIS Michael	The Greens
Balmain – Baludarri (Leather Jacket) Ward	GUO Funing	
Balmain – Baludarri (Leather Jacket) Ward	HACKING Kathleen	Independent
Balmain – Baludarri (Leather Jacket) Ward	MCDOWELL Graeme	Independent
Balmain – Baludarri (Leather Jacket) Ward	ROBERTSON Jack	Independent
Balmain – Baludarri (Leather Jacket) Ward	SHETTY Kobi	The Greens
Balmain – Baludarri (Leather Jacket) Ward	STAMOLIS John	Independent
Balmain – Baludarri (Leather Jacket) Ward	TAHAN Adele	Labor
Balmain – Baludarri (Leather Jacket) Ward	WHITNEY Jack	Labor
Balmain – Baludarri (Leather Jacket) Ward	YAO Jie	

Ward	Name	Affiliation
Balmain – Baludarra (Leather Jacket) Ward	ZHANG Wenjie	
Leichhardt – Gulgadya (Grass Tree) Ward	BLIEFNICK Craig	Independent
Leichhardt – Gulgadya (Grass Tree) Ward	DA CRUZ Marghanita	The Greens
Leichhardt – Gulgadya (Grass Tree) Ward	DELLO-IACOVO Michael	Animal Justice Party
Leichhardt – Gulgadya (Grass Tree) Ward	FEZZUOGLIO Vivian	Independent
Leichhardt – Gulgadya (Grass Tree) Ward	GIBSON Helen	Labor
Leichhardt – Gulgadya (Grass Tree) Ward	HANNAFORD Ken	Independent
Leichhardt – Gulgadya (Grass Tree) Ward	HANNAFORD Vera-Ann	Independent
Leichhardt – Gulgadya (Grass Tree) Ward	PAULL Linda	Animal Justice Party
Leichhardt – Gulgadya (Grass Tree) Ward	RACITI Adamo	Independent
Leichhardt – Gulgadya (Grass Tree) Ward	RACITI Vittoria	Independent
Leichhardt – Gulgadya (Grass Tree) Ward	RICHARDS Brooke	The Greens
Leichhardt – Gulgadya (Grass Tree) Ward	ROMANOVSKY Teresa	Animal Justice Party
Leichhardt – Gulgadya (Grass Tree) Ward	SCOTT Philippa	Labor
Leichhardt – Gulgadya (Grass Tree) Ward	STEPHENS Timothy	Labor
Leichhardt – Gulgadya (Grass Tree) Ward	SUTTIE Timothy	The Greens
Marrickville – Midjuburi (Lillypilly) Ward	DIMITRIADES Melinda	Independent
Marrickville – Midjuburi (Lillypilly) Ward	HESSE Colin	The Greens
Marrickville – Midjuburi (Lillypilly) Ward	HOWARD Mat	Labor
Marrickville – Midjuburi (Lillypilly) Ward	HUDSON Katherine	Labor
Marrickville – Midjuburi (Lillypilly) Ward	KONTELLIS Marika	The Greens
Marrickville – Midjuburi (Lillypilly) Ward	LANGFORD Justine	The Greens
Marrickville – Midjuburi (Lillypilly) Ward	MACRI Victor	Independent
Marrickville – Midjuburi (Lillypilly) Ward	RANDAZZO Vincent	Independent
Marrickville – Midjuburi (Lillypilly) Ward	TSARDOULIAS Zoi	Labor
Stanmore – Damun (Port Jackson Fig) Ward	ATKINS Liz	The Greens
Stanmore – Damun (Port Jackson Fig) Ward	HINMAN Pip	Socialist Alliance
Stanmore – Damun (Port Jackson Fig) Ward	HUNT Sarah	Labor
Stanmore – Damun (Port Jackson Fig) Ward	LEEDHAM Steffi	Socialist Alliance
Stanmore – Damun (Port Jackson Fig) Ward	LOCKIE Pauline	Independent

Ward	Name	Affiliation
Stanmore – Damun (Port Jackson Fig) Ward	MOUNTNEY Jason	Independent
Stanmore – Damun (Port Jackson Fig) Ward	PANEGYRES Markela	Socialist Alliance
Stanmore – Damun (Port Jackson Fig) Ward	RIBAROVSKI Daniel	Independent
Stanmore – Damun (Port Jackson Fig) Ward	SHIELD Rob	The Greens
Stanmore – Damun (Port Jackson Fig) Ward	SMITH Chloe	Labor
Stanmore – Damun (Port Jackson Fig) Ward	TILLY Jemima	Labor
Stanmore – Damun (Port Jackson Fig) Ward	TRIULZI Sandra	Independent
Stanmore – Damun (Port Jackson Fig) Ward	VAN VUCHT Alex	The Greens

Councillor nominations withdrawn or rejected: 0 rejected, 0 withdrawn

Election operations

Election day staffing

Position	Number
Declaration vote issuing officers	96
Deputy polling place managers	56
Election officials	480
Polling place managers	56
Total	688

Number of polling places

Type	Number
Pre-poll (early voting) centres	6
Election day polling places	56

Returning Officer's office

- 303 Marrickville Road, Marrickville NSW 2204

Election costs

- Invoiced election cost: \$1,137,324
- Cost per elector: \$8.59

NSW Electoral Commission website analytics

- 76,640 visitors to the Inner West Council election web page

Election summary

Undivided council

Type of election conducted: Councillor (9 councillors to be elected)

Enrolment: 12,871 **Residential roll:** 12,871 **Non-residential roll:** 0

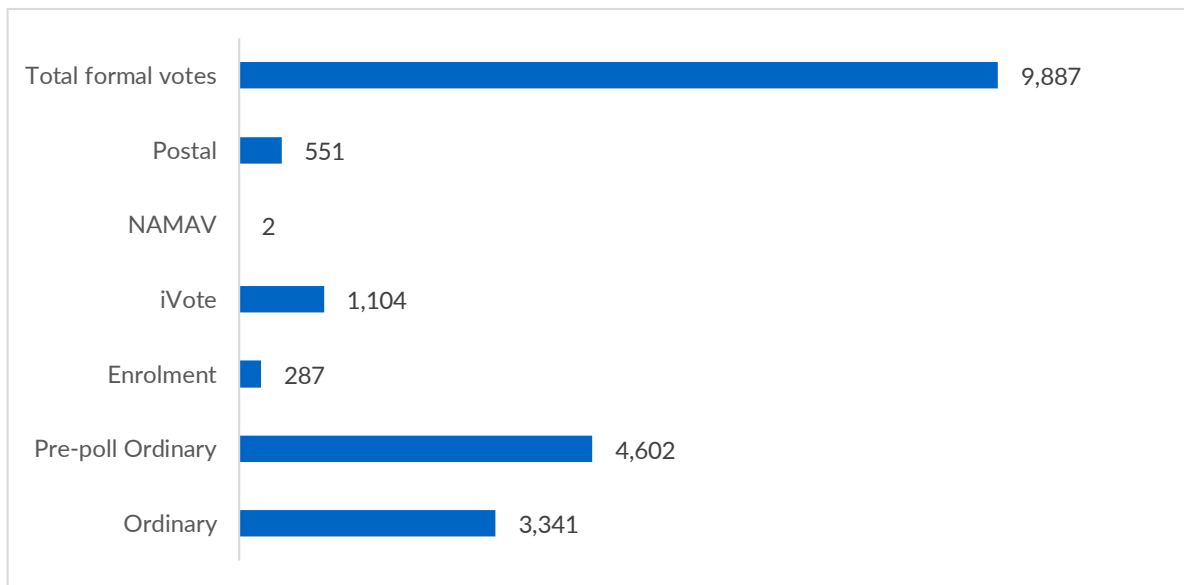
Councillor election total votes: 10,592 **Formal:** 9,887 (93.34%) **Informal:** 705 (6.66%)

Turnout rate: 82.29%

Elected councillors (result declared Tuesday, 21 December 2021)

Councillor name	Affiliation
BAKER Di	
BERRYMAN Stewart	
DIGHT Kate	Independent
HARMON Paul	
KING Paul	
LAVENDER Nicky	
ROSS John (Jacko)	
WILKS Wendy	
WILLIAMS Jo	

Formal votes cast by vote type



Apparent failure to vote notices issued: 1,908

Candidate nominations

Name	Affiliation
BAKER Di	
BERRYMAN Stewart	
DIGHT Kate	Independent
GIRLE Phil	Independent
HARMON Paul	
KING Paul	
LAVENDER Nicky	
ROSS John (Jacko)	
WATTS Jacki	
WILKS Wendy	
WILLIAMS Jo	

Councillor nominations withdrawn or rejected: 1 rejected, 0 withdrawn

Election operations

Election day staffing

Position	Number
Declaration vote issuing officers	2
Deputy polling place managers	8
Election officials	47
Polling place managers	8
Total	65

Number of polling places

Type	Number
Pre-poll (early voting) centres	1
Election day polling places	8

Returning Officer's office

- 166 Otho Street, Inverell NSW 2360

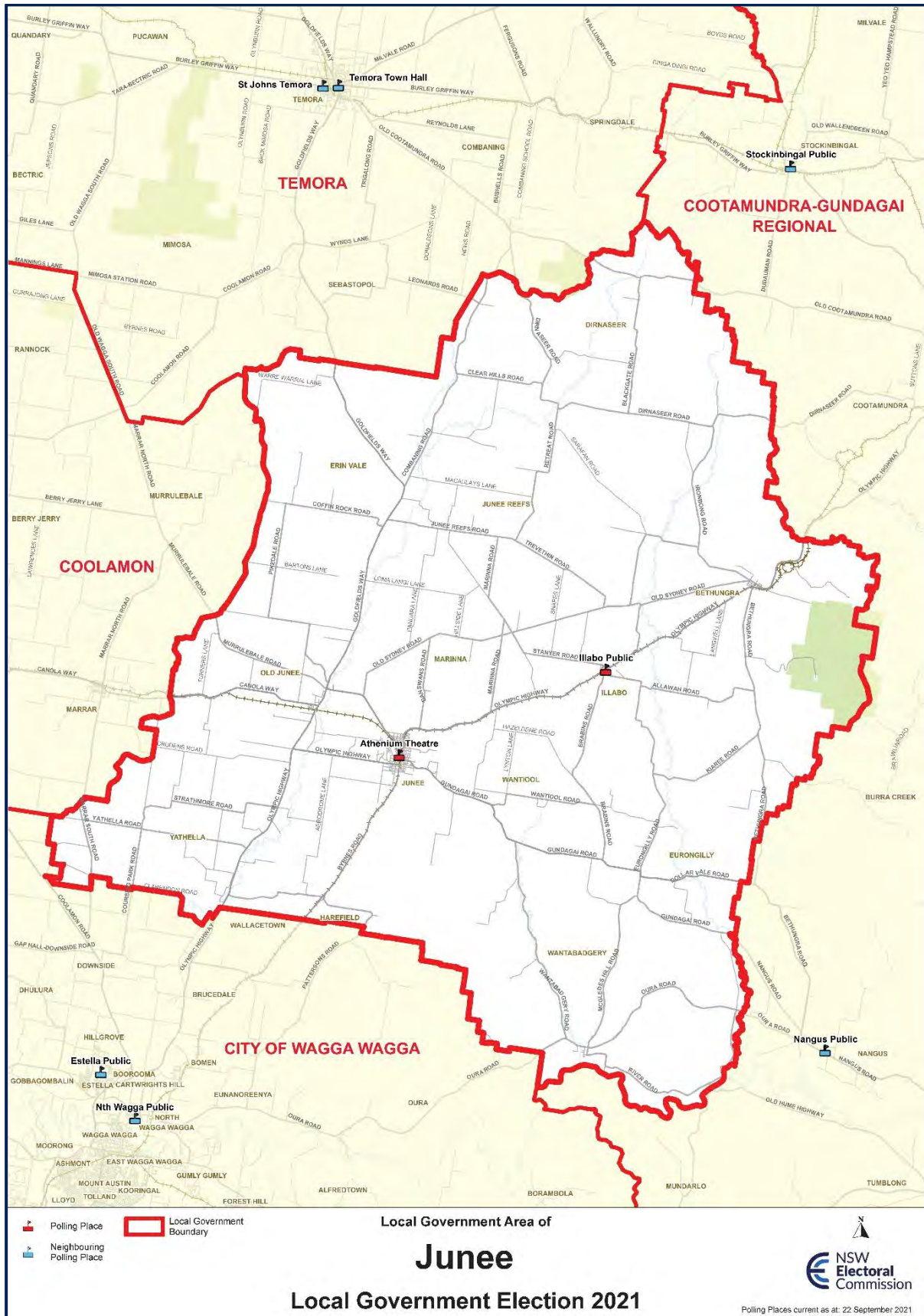
Election costs

- Invoiced election cost: \$125,359
- Cost per elector: \$9.74

NSW Electoral Commission website analytics

- 1,591 visitors to the Inverell Shire Council election web page

Junee Shire Council



Election summary

Undivided council

Type of election conducted: Councillor (9 councillors to be elected)

Enrolment: 3,997 **Residential roll:** 3,997 **Non-residential roll:** 0

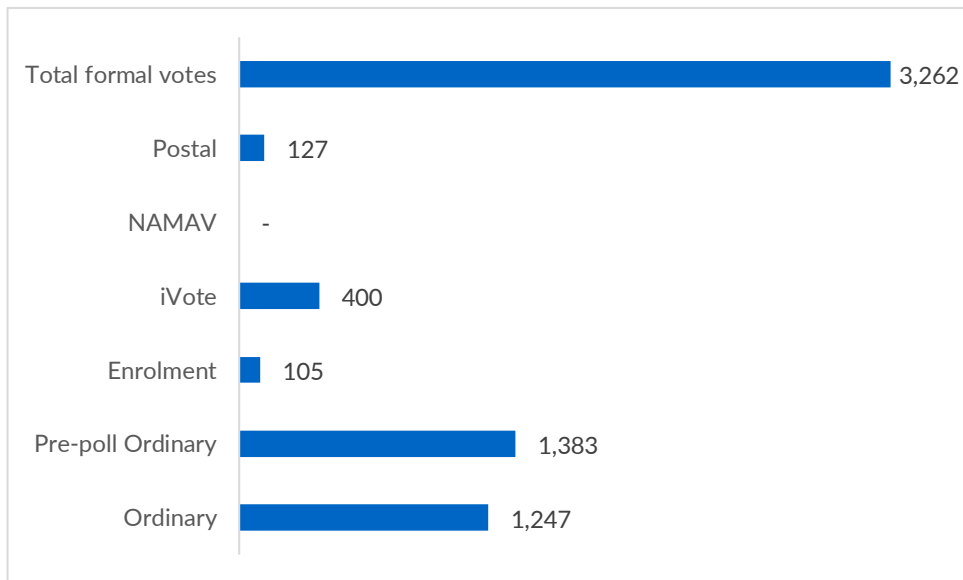
Councillor election total votes: 3,400 **Formal:** 3,262 (95.94%) **Informal:** 138 (4.05%)

Turnout rate: 85.06%

Elected councillors (result declared Wednesday, 22 December 2021)

Councillor name	Affiliation
ASMUS Robin	Independent
AUSTIN Matt	
CALLOW Bob	Independent
CARTER David	
CLINTON Andrew	Independent
COOK Mark	Independent
HALLIBURTON Pam	
KNIGHT Marie	Independent
SMITH Neil	Independent

Formal votes cast by vote type



Apparent failure to vote notices issued: 479

Candidate nominations

Name	Affiliation
ASMUS Robin	Independent
AUSTIN Matt	
CALIS Linda	Independent
CALLOW Bob	Independent
CARTER David	
CLINTON Andrew	Independent
COOK Mark	Independent
HALLIBURTON Pam	
KNIGHT Marie	Independent
LASHBROOK Anna	Independent
MINISTER Robert	Independent
SALISBURY Maggie	
SMITH Neil	Independent

Councillor nominations withdrawn or rejected: 0 rejected, 0 withdrawn

Election operations

Election day staffing

Position	Number
Declaration vote issuing officers	1
Deputy polling place managers	2
Election officials	12
Polling place managers	2
Total	17

Number of polling places

Type	Number
Pre-poll (early voting) centres	1
Election day polling places	2

Returning Officer's office

- 5 See Street, Marrar NSW 2652

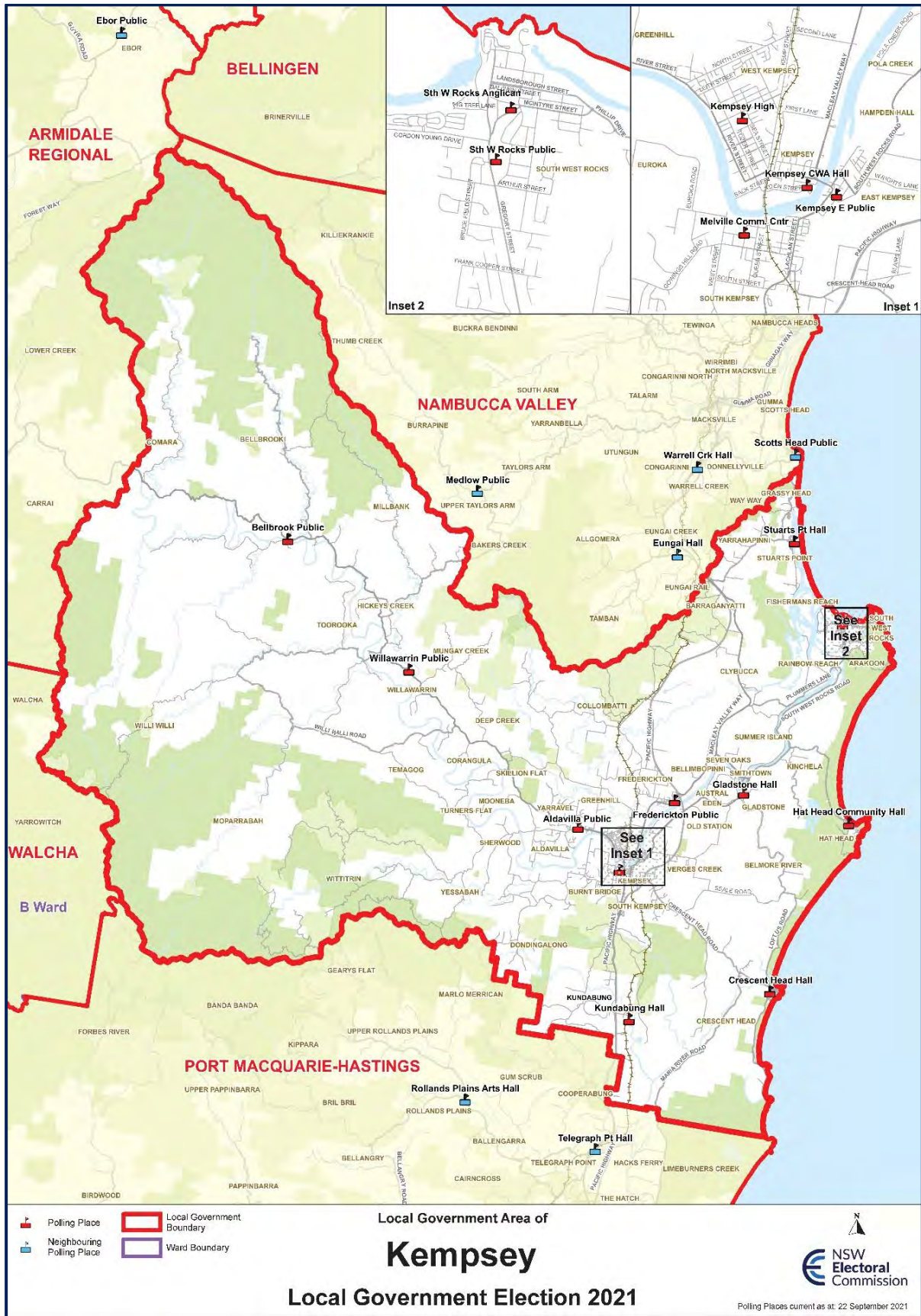
Election costs

- Invoiced election cost: \$60,847
- Cost per elector: \$15.22

NSW Electoral Commission website analytics

- 963 visitors to the Junee Shire Council election web page

Kempsey Shire Council



Election summary

Undivided council

Type of election conducted: Councillor (8 councillors to be elected) | Mayor

Enrolment: 22,744 **Residential roll:** 22,740 **Non-residential roll:** 4

Councillor election total votes: 18,493 **Formal:** 16,204 (87.62%) **Informal:** 2,289 (12.38%)

Turnout rate: 81.31%

Mayor election total votes: 18,471 **Formal:** 17,585 (95.2%) **Informal:** 886 (4.8%)

Turnout rate: 81.21%

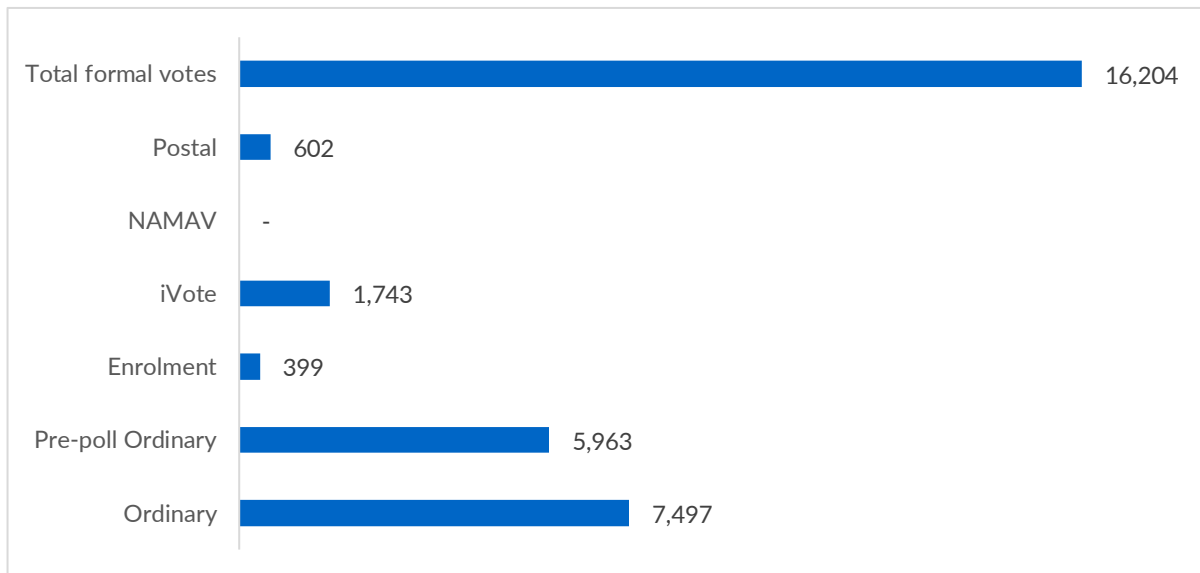
Elected mayor (result declared Tuesday, 21 December 2021)

HAUVILLE Leo, Independent

Elected councillors (result declared Thursday, 23 December 2021)

Councillor name	Affiliation
BAIN Arthur	The Greens
CAMPBELL Liz	Independent
CRAIGIE V	Independent
FERGUSSON Simon	Independent
FREEMAN Joshua	Independent
PATTERSON Anthony	Independent
RIDDINGTON Kerri	Independent
WYATT Alexandra	Independent

Formal votes cast by vote type (councillor elections)



Apparent failure to vote notices issued: 3,661

Mayoral nominations

Name	Affiliation
BAIN Arthur	The Greens
CAMPBELL Liz	Independent
EVANS Andrew	Independent
HAUVILLE Leo	Independent
IRWIN Troy	Independent
RAEBURN Bruce	Independent
SAUL Dean	Independent

Mayor nominations withdrawn or rejected: 0

Candidate nominations

Name	Affiliation
BAIN Arthur	The Greens
BAXTER Mark	Independent
CAMPBELL Liz	Independent
CRAIGIE V	Independent
EVANS Andrew	Independent
FEGAN Byron	Independent
FERGUSSON Simon	Independent
FREEMAN Daniel	Independent
FREEMAN Joshua	Independent
FREEMAN Leslie	Independent
IRWIN Troy	Independent
McGINN Sue	Independent
PATTERSON Anthony	Independent
PIERCY Amber	Independent
RAEBURN Bruce	Independent
RIDDINGTON Kerri	Independent
RING Kinne	Independent
SAUL Dean	Independent
SELBY Noel	Independent
SHANNEY Mark	Independent
THORNE Kevin	Independent
WYATT Alexandra	Independent

Councillor nominations withdrawn or rejected: 0

Election operations

Election day staffing

Position	Number
Declaration vote issuing officers	2
Deputy polling place managers	15
Election officials	95
Polling place managers	15
Total	127

Number of polling places

Type	Number
Pre-poll (early voting) centres	2
Election day polling places	15

Returning Officer's office

- Unit 2, 80-82 Smith Street, Kempsey NSW 2440

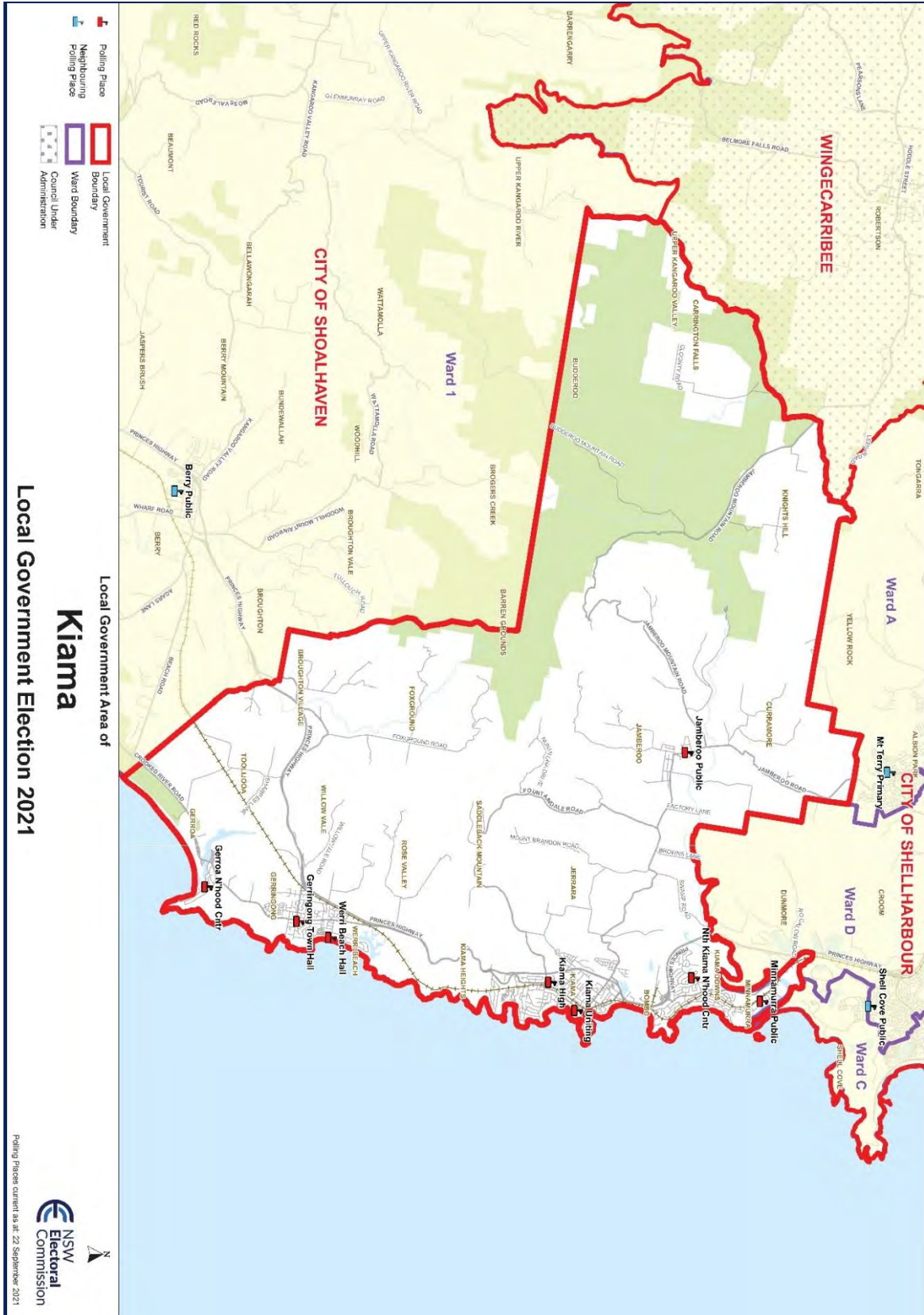
Election costs

- Invoiced election cost: \$202,324
- Cost per elector: \$8.90

NSW Electoral Commission website analytics

- 5,855 visitors to the Kempsey Shire Council election web page

The Council of the Municipality of Kiama



Election summary

Undivided council

Type of election conducted: Councillor (9 councillors to be elected)

Enrolment: 18,000 **Residential roll:** 17,985 **Non-residential roll:** 15

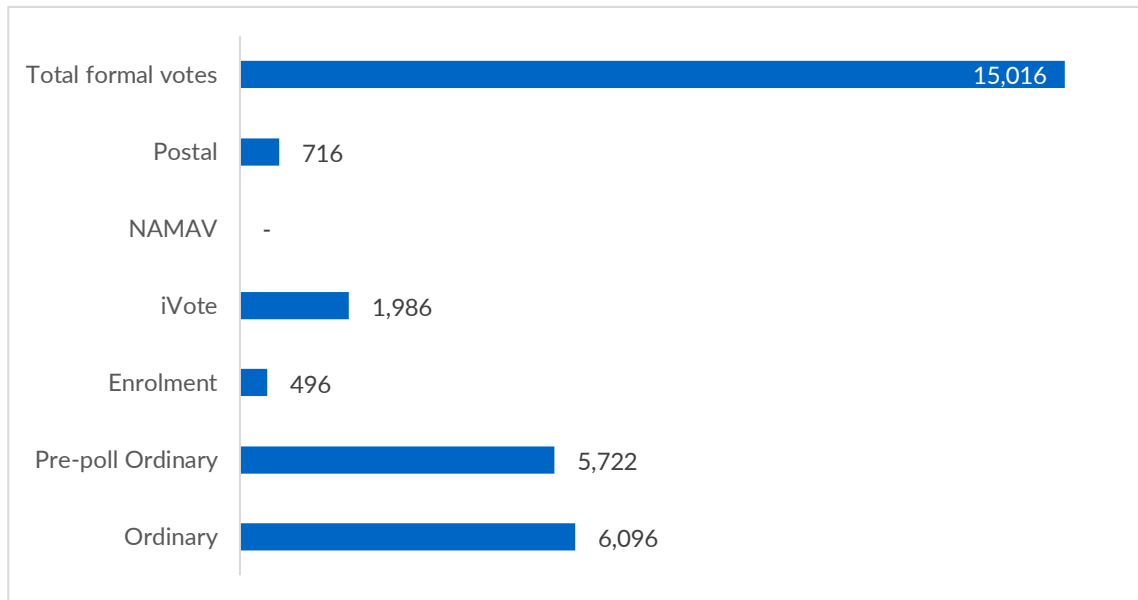
Councillor election total votes: 15,644 **Formal:** 15,016 (95.99%) **Informal:** 628 (4.01%)

Turnout rate: 86.91%

Elected councillors (result declared Wednesday, 22 December 2021)

Councillor name	Affiliation
BROWN Matt	
CROXFORD Mark	
DRAISMA Imogen	Labor
KEAST Jodi	The Greens
LARKINS Stuart	Labor
REILLY Neil	Independent
RENKEMA-LANG Karen	Independent
RICE Kathy	The Greens
STEEL Warren	Independent

Formal votes cast by vote type



Apparent failure to vote notices issued: 1,769

Candidate nominations

Name	Affiliation
ANDERSEN Candy	Independent
BALDING Dan	Independent
BALDING Denis	Independent
BAXTER Pamela	Independent
BOWDEN Michael	Labor
BROWN Matt	
CASSIDY Christopher	Labor
COLEMAN Alyson	
CROXFORD Mark	
DOPPER Paul	
DOUGLAS Shane	
DRAISMA Imogen	Labor
FOSTER Mark	
GEORGE Tanya	The Greens
GUNNING Greg	

Name	Affiliation
HOLDER Warren	The Greens
JORDAN Todd	Independent
KEAST Jodi	The Greens
KONDRACKAS Sylvia	
LARKINS Stuart	Labor
LEWIS Morgan	
MANSFIELD Sue	
MARLAN Sarah	Independent
MORSE Sandy	Independent
PRIEST Robert	Independent
REILLY Neil	Independent
RENKEMA-LANG Karen	Independent
RICE Kathy	The Greens
ROSO Julia	Independent
RUSSELL Katharyn	Independent
SANDY Ken	The Greens
SCARFE Madeleine	Independent
SHARP Robyn	Labor
STEEL Christine	Independent
STEEL Warren	Independent
VANN Steven	Independent
VARAYIANNIS Tony	
WAITE Bob	
WARREN Erica	Independent
WATSON Don	
WILSON Crystal	The Greens

Councillor nominations withdrawn or rejected: 0

Election operations

Election day staffing

Position	Number
Declaration vote issuing officers	4
Deputy polling place managers	8
Election officials	61
Polling place managers	8
Total	81

Number of polling places

Type	Number
Pre-poll (early voting) centres	1
Election day polling places	8

Returning Officer's office

- 2 Havilah Place, Kiama NSW 2533

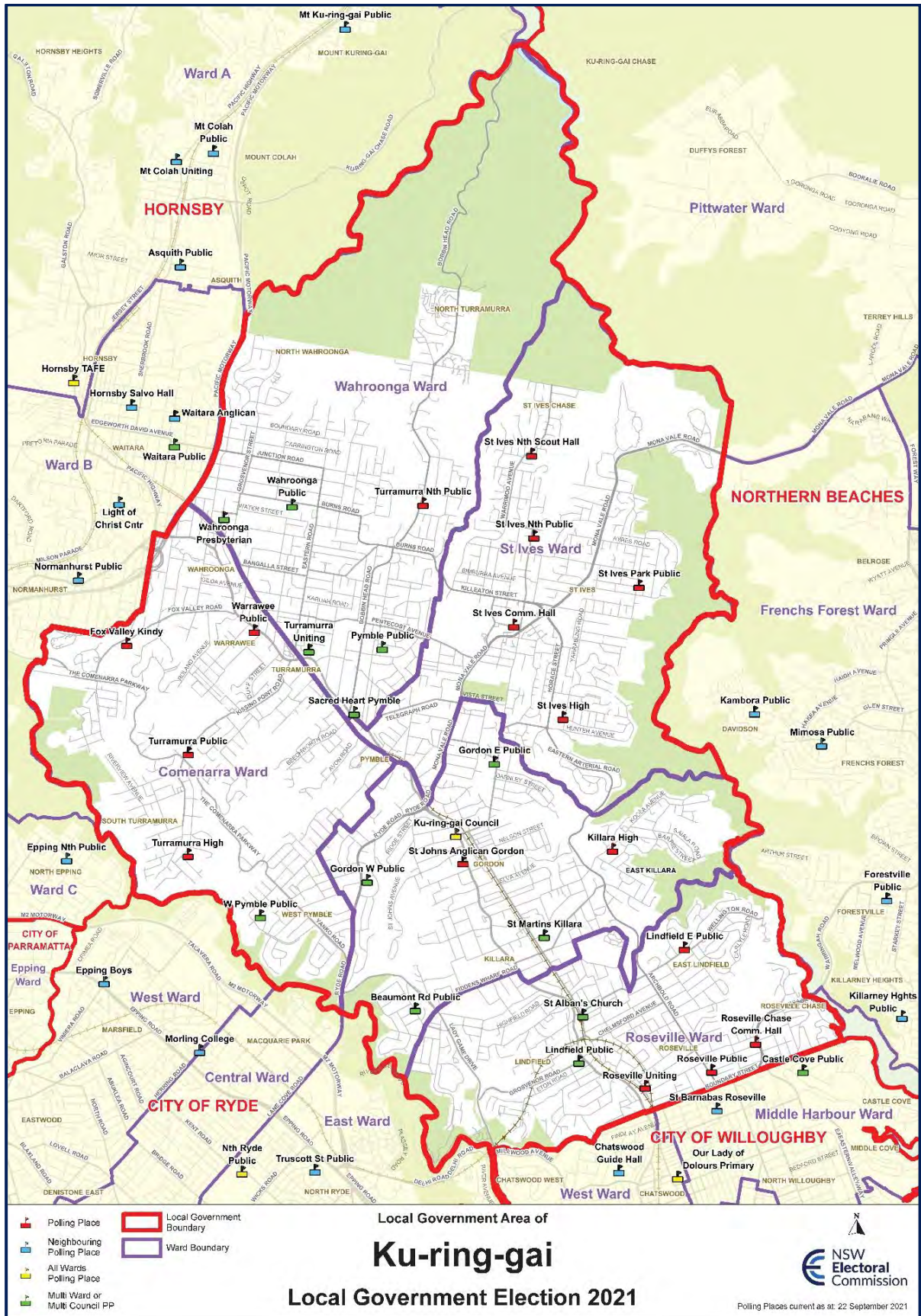
Election costs

- Invoiced election cost: \$182,022
- Cost per elector: \$10.11

NSW Electoral Commission website analytics

- 6,192 visitors to the Kiama Municipal Council election web page

Ku-ring-gai Council



Election summary

Divided: Comenarra Ward | Gordon Ward | Roseville Ward | St Ives Ward | Wahroonga Ward

Type of election conducted: Councillor (10 councillors to be elected, 2 from each ward)

Enrolment: 82,769 **Residential roll:** 82,768 **Non-residential roll:** 1

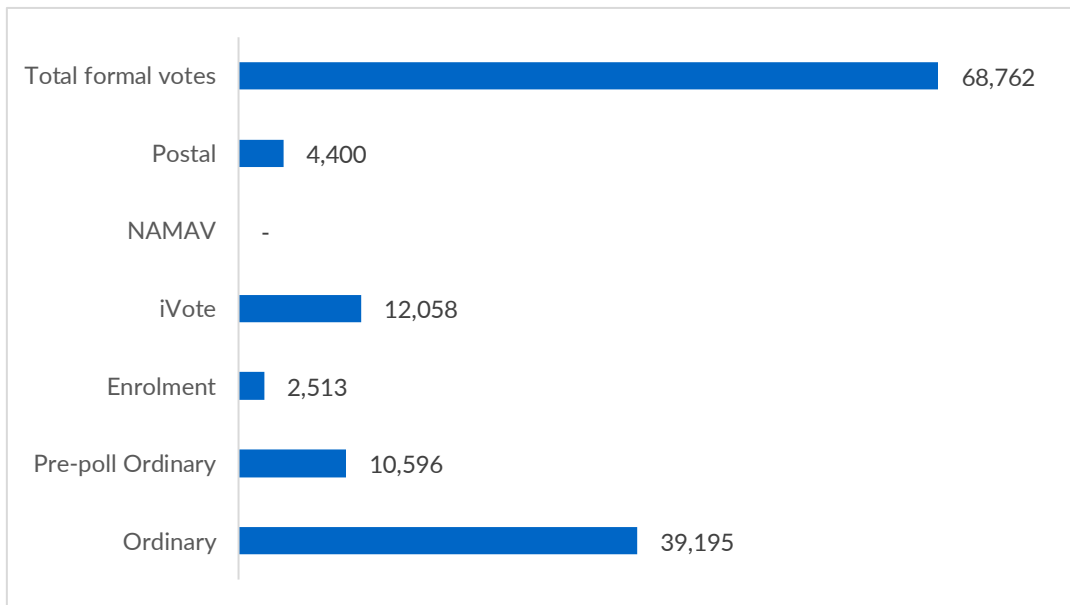
Councillor election total votes: 72,427 **Formal:** 68,762 (94.94%) **Informal:** 3,665 (5.06%)

Turnout rate: 87.5%

Elected councillors (result declared Tuesday, 21 December 2021)

Ward	Councillor name	Affiliation
Comenarra Ward	PETTETT Jeff	Independent
Comenarra Ward	TAYLOR Greg	Independent
Gordon Ward	LENNON Simon	Independent
Gordon Ward	WARD Barbara	
Roseville Ward	NGAI Sam	Independent
Roseville Ward	TAYLOR Alec	Independent
St Ives Ward	KAY Christine	
St Ives Ward	SMITH Martin	Independent
Wahroonga Ward	SPENCER Cedric	
Wahroonga Ward	WHEATLEY Kim	Independent

Formal votes cast by vote type



Apparent failure to vote notices issued: 7,212

Candidate nominations

Ward	Name	Affiliation
Comenarra Ward	GUNASEKERA Shavera	Independent
Comenarra Ward	GUPTE Jayamala	Independent
Comenarra Ward	KAUR Avtar	
Comenarra Ward	LYNCH Trish	Independent
Comenarra Ward	PETTETT Jeff	Independent
Comenarra Ward	RABIEI Ali	Independent
Comenarra Ward	SINGH Gurdeep	
Comenarra Ward	SLOAN Mackenzie	Independent
Comenarra Ward	SMEDE Kay	Independent
Comenarra Ward	SMITH Cameron	Independent
Comenarra Ward	TAYLOR Greg	Independent
Comenarra Ward	TUMULTY Boru	Independent
Comenarra Ward	WICKREMANAYAKE Roshan	Independent
Gordon Ward	CARNOVALE Anthony	Independent
Gordon Ward	COOK Greg	Independent

Ward	Name	Affiliation
Gordon Ward	HEXT Philip	Independent
Gordon Ward	HUXTABLE Tori	Independent
Gordon Ward	KELLY Peter	Independent
Gordon Ward	LENNON Simon	Independent
Gordon Ward	LI Mike	
Gordon Ward	WARD Barbara	
Roseville Ward	ANDERSON Jennifer	Independent
Roseville Ward	BLACKMAN Amanda	Independent
Roseville Ward	CHING Anthony	Independent
Roseville Ward	FRATER-BAIRD Mitchell	Independent
Roseville Ward	HEFFERNAN Carmel	Independent
Roseville Ward	KVISLE Annelie	Independent
Roseville Ward	NADANACHANDRAN Shankari	Independent
Roseville Ward	NGAI Sam	Independent
Roseville Ward	TAYLOR Alec	Independent
St Ives Ward	AUDET Joseph	
St Ives Ward	BRIEN Amanda	
St Ives Ward	HOWARD David	Independent
St Ives Ward	KAY Christine	
St Ives Ward	RYAN Anna-Lisa	Independent
St Ives Ward	SILVER Alexia	
St Ives Ward	SMITH Martin	Independent
St Ives Ward	SONG Yukun (Henry)	
Wahroonga Ward	BERESFORD Sarah	
Wahroonga Ward	BRYAN Nathaniel	Liberal Democrats
Wahroonga Ward	DIXON Lisa	Independent
Wahroonga Ward	EVANS Sheri	Independent
Wahroonga Ward	GREENFIELD Donna	Independent
Wahroonga Ward	MATHESON Anne	Independent

Ward	Name	Affiliation
Wahroonga Ward	McLEAN Adrienne	Independent
Wahroonga Ward	McLEAN Elizabeth	Independent
Wahroonga Ward	PANG Tony	
Wahroonga Ward	SPENCER Cedric	
Wahroonga Ward	STRAHAN Mitchell	Liberal Democrats
Wahroonga Ward	WHEATLEY Kim	Independent

Councillor nominations withdrawn or rejected: 0

Election operations

Election day staffing

Position	Number
Declaration vote issuing officers	60
Deputy polling place managers	31
Election officials	314
Polling place managers	31
Total	436

Number of polling places

Type	Number
Pre-poll (early voting) centres	4
Election day polling places	31

Returning Officer's office

- Suite G.02, 924 Pacific Highway, Gordon NSW 2072

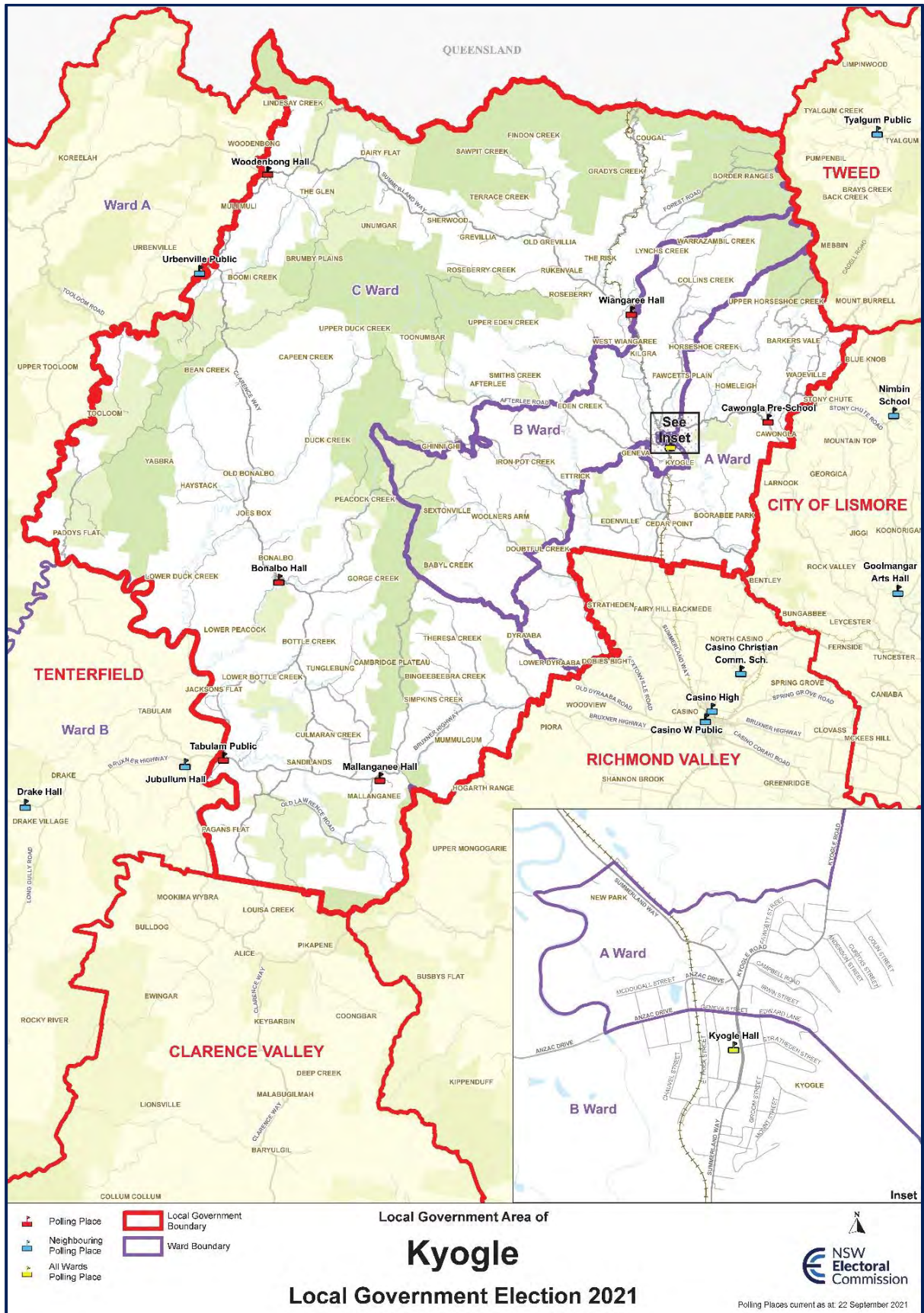
Election costs

- Invoiced election cost: \$701,277
- Cost per elector: \$8.47

NSW Electoral Commission website analytics

- 74,958 visitors to the Ku-ring-gai Council election web page

Kyogle Council



Election summary

Divided: A Ward | B Ward | C Ward

Type of election conducted: Councillor (9 councillors to be elected, 3 from each ward)

Enrolment: 6,688 **Residential roll:** 6,688 **Non-residential roll:** 0

Councillor election total votes: 3,591 **Formal:** 3,419 (95.21%) **Informal:** 172 (4.79%)

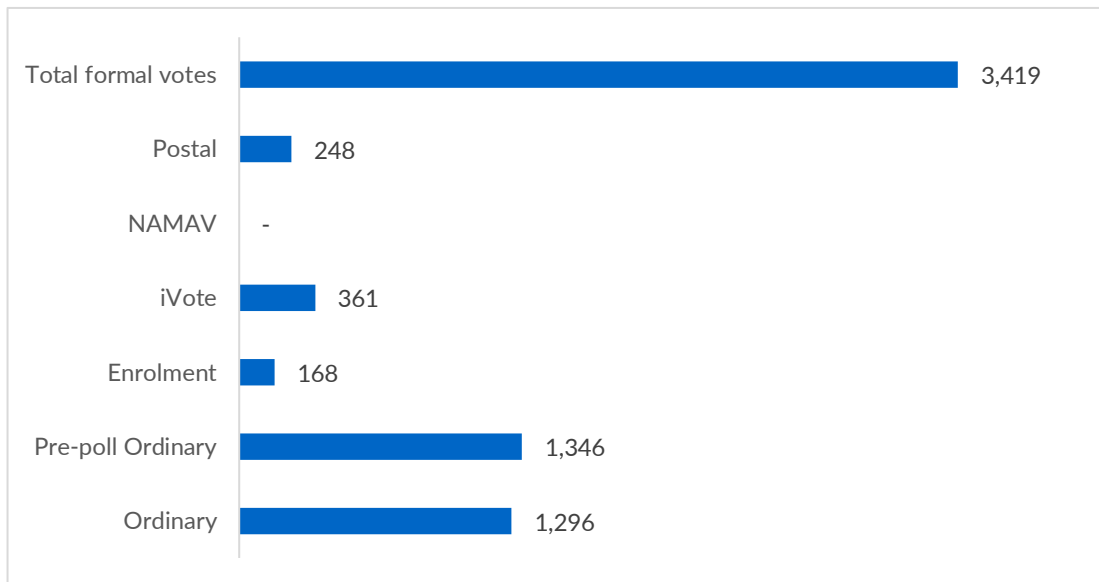
Turnout rate: 80.93%

For Ward A, 3 candidates nominated for the ward's 3 councillor positions. All 3 nominated candidates were declared elected on Saturday, 4 December without the need for voting to be conducted.

Elected councillors (result declared Ward B and Ward C Tuesday, 21 December 2021)

Ward	Councillor name	Affiliation
A Ward	DOOLAN Hayden	Independent
A Ward	THOMAS Kylie	Independent
A Ward	WILSON Janet	Independent
B Ward	BURLEY John	Independent
B Ward	CULLEN Robert	Independent
B Ward	MAY Maggie	
C Ward	COOPER Tom	Independent
C Ward	MULHOLLAND Danielle	Independent
C Ward	MURRAY James	Independent

Formal votes cast by vote type



Apparent failure to vote notices issued: 732

Candidate nominations

Ward	Name	Affiliation
A Ward	DOOLAN Hayden	Independent
A Ward	THOMAS Kylie	Independent
A Ward	WILSON Janet	Independent
B Ward	BURLEY John	Independent
B Ward	CULLEN Robert	Independent
B Ward	DWYER Bob	Independent
B Ward	MAY Maggie	
B Ward	STEWART Vickie	Independent
C Ward	COOPER Tom	Independent
C Ward	DEJOUX Simon	Independent
C Ward	MULHOLLAND Danielle	Independent
C Ward	MURRAY James	Independent

Councillor nominations withdrawn or rejected: 0

Election operations

Election day staffing

Position	Number
Declaration vote issuing officers	2
Deputy polling place managers	6
Election officials	28
Polling place managers	6
Total	42

Number of polling places

Type	Number
Pre-poll (early voting) centres	2
Election day polling places	6

Returning Officer's office

- 125 Woodlark Street, Lismore NSW 2480

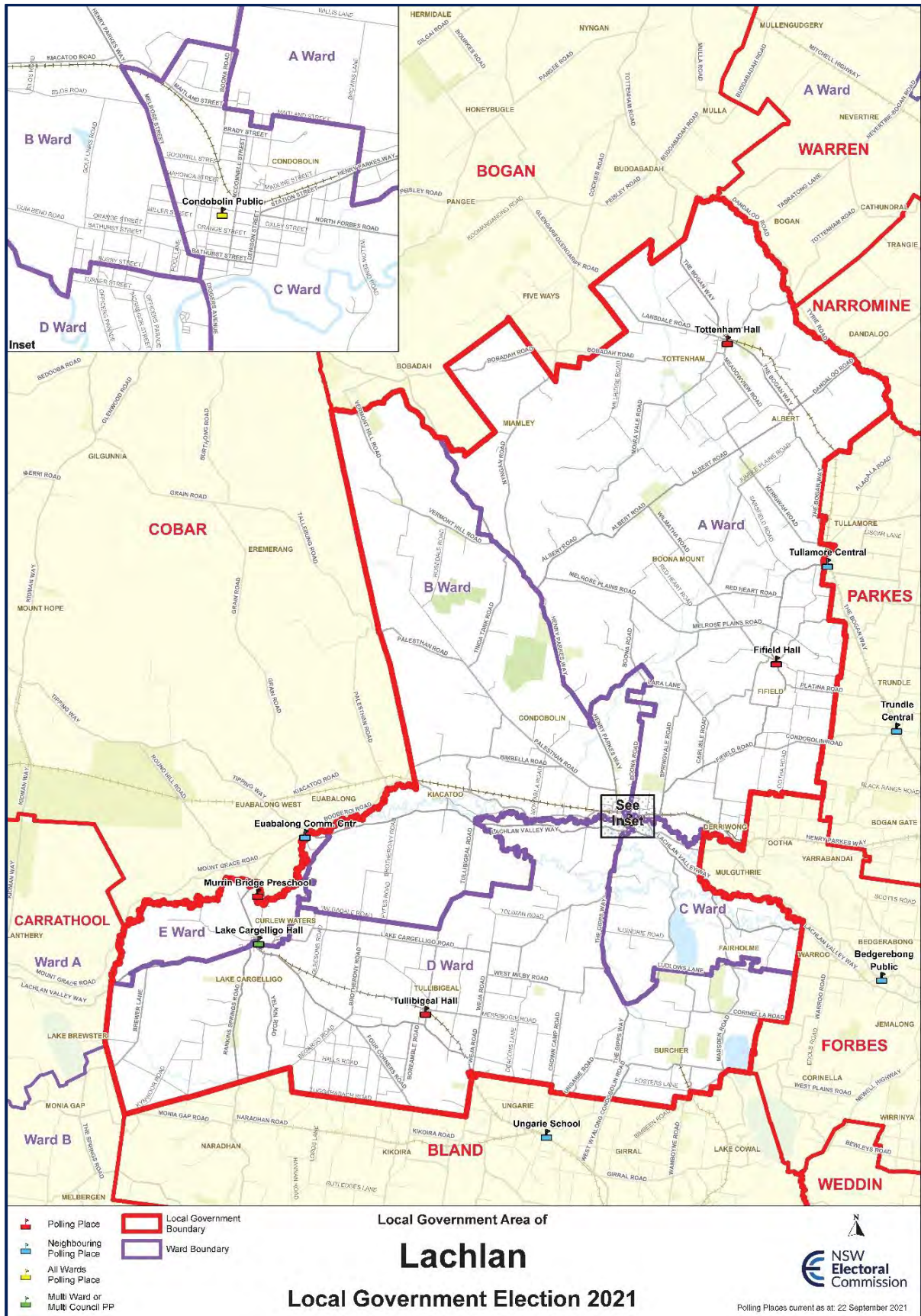
Election costs

- Invoiced election cost: \$69,102
- Cost per elector: \$10.33

NSW Electoral Commission website analytics

- 2,377 visitors to the Kyogle Council election web page

Lachlan Shire Council



Election summary

Divided: A Ward | B Ward | C Ward | D Ward | E Ward

Type of election conducted: Councillor (10 councillors to be elected, 2 from each ward)

Enrolment: 4,366 **Residential roll:** 4,365 **Non-residential roll:** 1

Councillor election total votes: 661 **Formal:** 649 (98.18%) **Informal:** 12 (1.82%)

Turnout rate: 72.15%

For A Ward, 2 candidates nominated for the ward's 2 councillor positions. Both nominated candidates were declared elected on Saturday, 4 December without the need for voting to be conducted.

For B Ward, 2 candidates nominated for the ward's 2 councillor positions. Both nominated candidates were declared elected on Saturday, 4 December without the need for voting to be conducted.

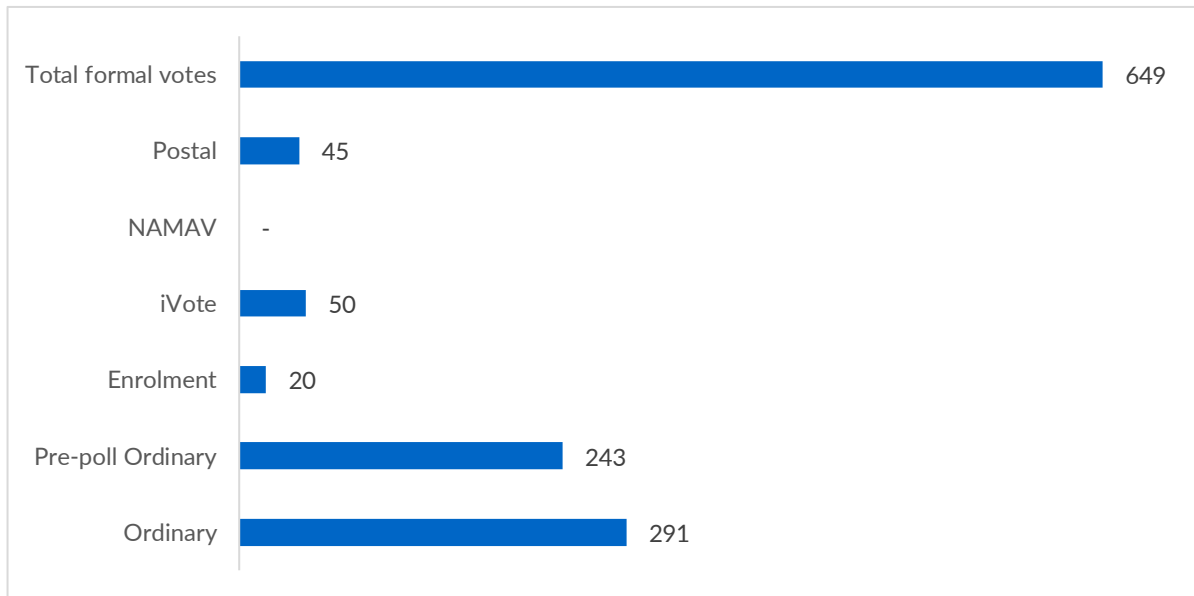
For C Ward, 2 candidates nominated for the ward's 2 councillor positions. Both nominated candidates were declared elected on Saturday, 4 December without the need for voting to be conducted.

For D Ward, 2 candidates nominated for the ward's 2 councillor positions. Both nominated candidates were declared elected on Saturday, 4 December without the need for voting to be conducted.

Elected councillors (result declared Saturday, 4 December 2021)

Ward	Councillor name	Affiliation
A Ward	MEDCALF John	Independent
A Ward	MORTIMER Megan	Independent
B Ward	BLEWITT Melissa	Independent
B Ward	REES Melissa	Independent
C Ward	CARTER Dave	Independent
C Ward	HARRIS Peter	Independent
D Ward	BENDALL Elaine	Independent
D Ward	BRADY Dennis	Independent
E Ward	BARTHOLOMEW Judith	Independent
E Ward	PHILLIPS Paul	Independent

Formal votes cast by vote type



Apparent failure to vote notices issued: 237

Candidate nominations

Ward	Name	Affiliation
A Ward	MEDCALF John	Independent
A Ward	MORTIMER Megan	Independent
B Ward	BLEWITT Melissa	Independent
B Ward	REES Melissa	Independent
C Ward	CARTER Dave	Independent
C Ward	HARRIS Peter	Independent
D Ward	BENDALL Elaine	Independent
D Ward	BRADY Dennis	Independent
E Ward	BARTHOLOMEW Judith	Independent
E Ward	HALL Mark	Independent
E Ward	JOHNSTON Allan	
E Ward	PHILLIPS Paul	Independent

Councillor nominations withdrawn or rejected: 0

Election operations

Election day staffing

Position	Number
Deputy polling place managers	2
Election officials	8
Polling place managers	2
Total	12

Number of polling places

Type	Number
Pre-poll (early voting) centres	1
Election day polling places	2

Returning Officer's office

- 30 Welcome Street, Parkes NSW 2870

Election costs

- Invoiced election cost: \$53,999
- Cost per elector: \$2.37

NSW Electoral Commission website analytics

- 904 visitors to the Lachlan Shire Council election web page

Election summary

Divided: East Ward | North Ward | West Ward

Type of election conducted: Councillor (12 councillors to be elected, 4 from each ward) | Mayor

Enrolment: 161,198 **Residential roll:** 161,191 **Non-residential roll:** 7

Councillor election total votes: 135,675 **Formal:** 128,552 (94.75%) **Informal:** 7,123 (5.25%)

Turnout rate: 84.17%

Mayor election total votes: 135,601 **Formal:** 130,336 (96.12%) **Informal:** 5,265 (3.88%)

Turnout rate: 84.12%

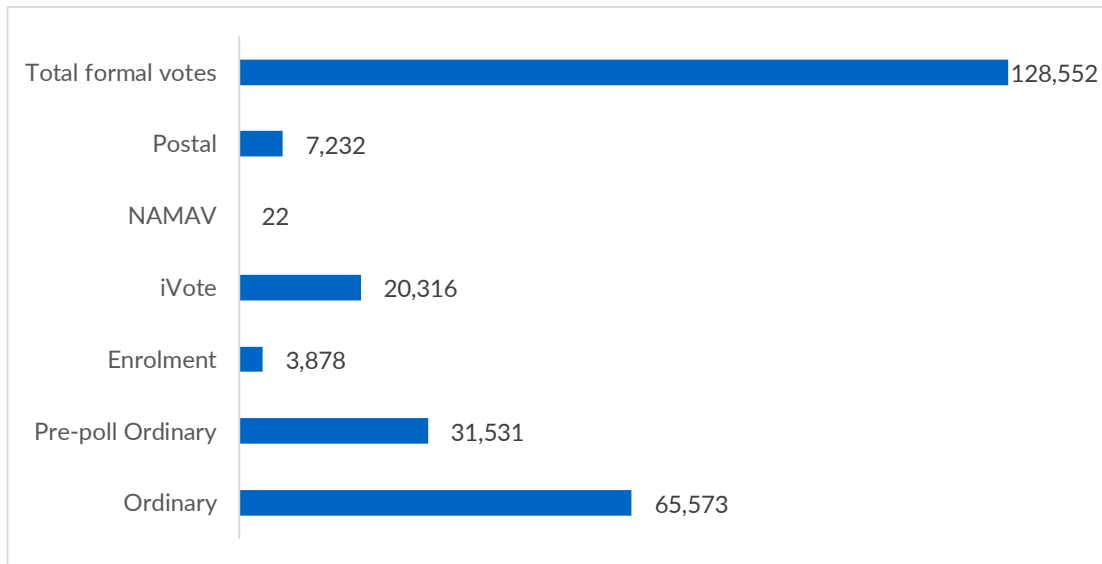
Elected mayor (result declared Tuesday, 21 December 2021)

FRASER Kay, Labor

Elected councillors (result declared Thursday, 23 December 2021)

Ward	Councillor name	Affiliation
East Ward	BUCKLEY Christine	Labor
East Ward	JONES Nicholas	Liberal
East Ward	SHULTZ Adam	Labor
East Ward	WARNER Katie	Lake Mac Independents
North Ward	ADAMTHWAITE Brian	Labor
North Ward	ANTCLIFF Jack	Liberal
North Ward	CONROY Keara	Labor
North Ward	GRIGG Colin	Lake Mac Independents
West Ward	BELCHER David	Labor
West Ward	BISHOP Madeline	Labor
West Ward	CUBIS Luke	Lake Mac Independents
West Ward	PAULING Jason	Liberal

Formal votes cast by vote type (councillor elections)



Apparent failure to vote notices issued: 20,212

Mayoral nominations

Name	Affiliation
CUBIS Luke	Lake Mac Independents
DAWSON Rosmairi	Independent
FRASER Kay	Labor
PAULING Jason	Liberal

Mayor nominations withdrawn or rejected: 0

Candidate nominations

Ward	Name	Affiliation
East Ward	BLACK Erin	Liberal
East Ward	BUCKLEY Christine	Labor
East Ward	CAMPBELL Wylie	The Greens
East Ward	CARTWRIGHT Jennifer	The Greens
East Ward	CLARK Justine	Labor
East Ward	EDWARDS Alecia	Lake Mac Independents
East Ward	EDWARDS Jennifer	Lake Mac Independents
East Ward	ELLIS Alan	Independent
East Ward	HEYNE Phillip	Liberal
East Ward	HILL Kylie	Lake Mac Independents
East Ward	JONES Nicholas	Liberal
East Ward	JONES Steven	Labor
East Ward	MOORE Matthew	Independent
East Ward	PAYNTER Basil	Independent
East Ward	RILEY Elizabeth	The Greens
East Ward	SHULTZ Adam	Labor
East Ward	STEEL Jason	Independent
East Ward	WARNER Katie	Lake Mac Independents
East Ward	WILLIAMS Richie	Liberal
East Ward	WILSON Linda	The Greens
East Ward	YOUNGBERRY Mitchell	Independent
North Ward	ADAMTHWAITE Brian	Labor
North Ward	ANTCLIFF Jack	Liberal
North Ward	CONROY Keara	Labor
North Ward	GRIGG Colin	Lake Mac Independents
North Ward	HAM Bryce	Independent
North Ward	HANNAH Michael	Lake Mac Independents
North Ward	HOWELLS Mark	Labor
North Ward	LANGFORD Peter (Barney)	Labor

Ward	Name	Affiliation
North Ward	MCLEAN Andrew	The Greens
North Ward	MCNAMARA Michael	The Greens
North Ward	MORRIS Mitchell	Shooters, Fishers and Farmers
North Ward	NEWTON Donovan	Shooters, Fishers and Farmers
North Ward	OAKLEY Jane	The Greens
North Ward	REGENT Phillip	Liberal
North Ward	SARKIS July	Shooters, Fishers and Farmers
North Ward	SARKIS Nadra	Shooters, Fishers and Farmers
North Ward	SCHULTZ Matt	Liberal
North Ward	SMITH Trevor	Lake Mac Independents
North Ward	STEVENSON Timothy	Liberal
North Ward	SULLIVAN Timothy	Lake Mac Independents
North Ward	THROWER Martin	The Greens
West Ward	BELCHER David	Labor
West Ward	BISHOP Madeline	Labor
West Ward	BROWNHILL Colin	Liberal
West Ward	CUBIS Kylie	Lake Mac Independents
West Ward	CUBIS Luke	Lake Mac Independents
West Ward	DAWSON Rosmairi	Independent
West Ward	DREWER Annie	The Greens
West Ward	EDWARDS Daphne	Lake Mac Independents
West Ward	GIBSON David	Lake Mac Independents
West Ward	GRIERSON Kim	The Greens
West Ward	HAUSER David	Labor
West Ward	MOORE Fiona	The Greens
West Ward	PATERSON Lindsay	Liberal
West Ward	PAULING Jason	Liberal
West Ward	ROSS Brett	Liberal
West Ward	SCHRANER Ingrid	The Greens
West Ward	SMITH Jo	Labor

Councillor nominations withdrawn or rejected

Ward	Rejected	Withdrawn
East Ward	0	0
North Ward	0	0
West Ward	1	0

Election operations

Election day staffing

Position	Number
Declaration vote issuing officers	78
Deputy polling place managers	68
Election officials	592
Polling place managers	68
Total	806

Number of polling places

Type	Number
Pre-poll (early voting) centres	7
Election day polling places	68

Returning Officer's office

- 19 Groves Road, Bennetts Green NSW 2290

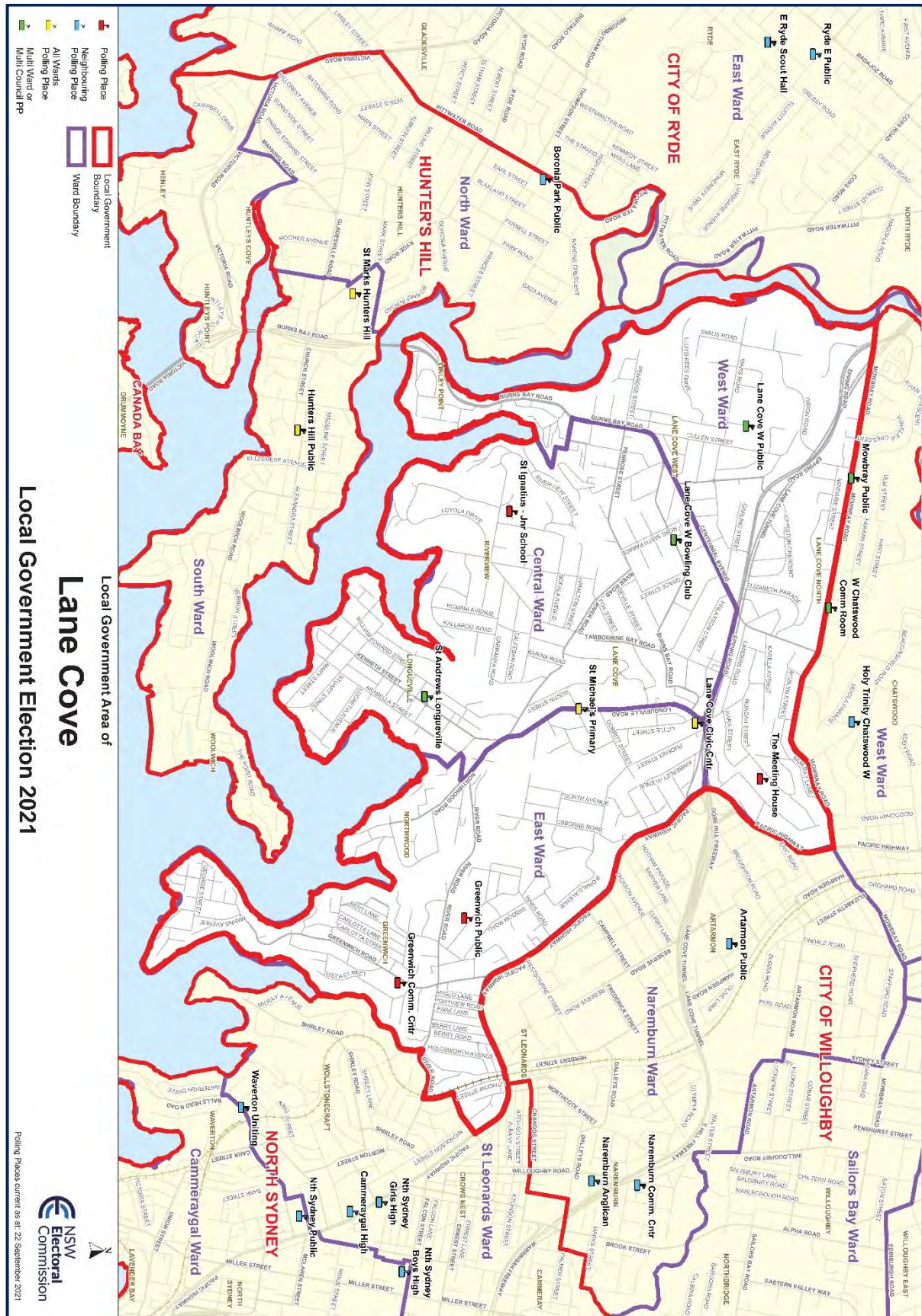
Election costs

- Invoiced election cost: \$1,195,535
- Cost per elector: \$7.42

NSW Electoral Commission website analytics

- 52,015 visitors to the Lake Macquarie City Council election web page

Lane Cove Municipal Council



Election summary

Divided: Central Ward | East Ward | West Ward

Type of election conducted: Councillor (9 councillors to be elected, 3 from each ward)

Enrolment: 25,938 **Residential roll:** 25,932 **Non-residential roll:** 6

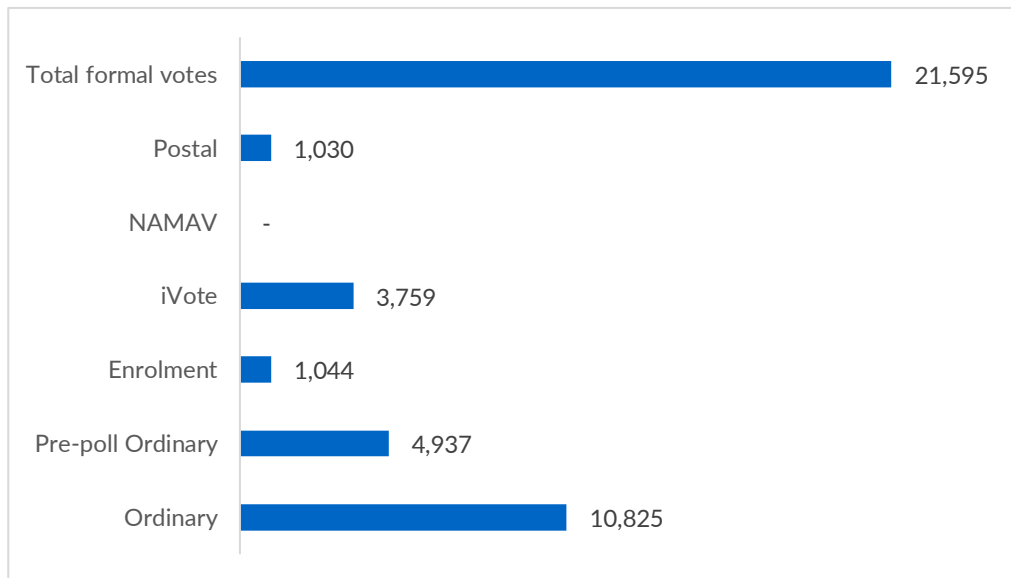
Councillor election total votes: 22,274 **Formal:** 21,595 (96.95%) **Informal:** 679 (3.05%)

Turnout rate: 85.87%

Elected councillors (result declared 21-22 December 2021)

Ward	Councillor name	Affiliation
Central Ward	BRYLA Kathy	Labor
Central Ward	KENNEDY Bridget	Independent
Central Ward	MORT Katherine	Liberal
East Ward	BROOKS-HORN David	Liberal
East Ward	ROENFELDT David	Labor
East Ward	SOUTHWOOD Merri	Independent
West Ward	BENNISON Scott	Liberal
West Ward	FLOOD Rochelle	The Greens
West Ward	ZBIK Andrew	Labor

Formal votes cast by vote type



Apparent failure to vote notices issued: 2,891

Candidate nominations

Ward	Name	Affiliation
Central Ward	ANDREWS Justin	Liberal
Central Ward	ASPREY STITT Hamish	Liberal
Central Ward	BRYLA Kathy	Labor
Central Ward	HINCHY Madeleine	Independent
Central Ward	KENNEDY Bridget	Independent
Central Ward	KENNEDY Sally	Independent
Central Ward	MIRABELLE Paul	Independent
Central Ward	MORT Katherine	Liberal
Central Ward	NASIR Lyn	Labor
Central Ward	RUEDA PALACIO Catalina	Labor
Central Ward	WALKER Vanessa	Independent
Central Ward	ZWART Jerem	Independent
East Ward	BAKER Rachel	Labor
East Ward	BROOKS-HORN David	Liberal
East Ward	CHIN Virginia	Independent

Ward	Name	Affiliation
East Ward	DE VRIES Sieger	Labor
East Ward	FEGAN John	Independent
East Ward	GEE Jeannie	Independent
East Ward	KARPIN David	Liberal
East Ward	MABBUTT Penny	Independent
East Ward	MURCHISON Don	Independent
East Ward	NIXON Ted	Independent
East Ward	NOVARA Silvana	Independent
East Ward	RE Peter	Independent
East Ward	ROENFELDT David	Labor
East Ward	SANDFORD Nicholas	Independent
East Ward	SOUTHWOOD Merri	Independent
East Ward	TUDGE Rod	Independent
East Ward	VISSEL Frances	Independent
East Ward	WALTON Liz	Independent
East Ward	WILKINSON-DUNCAN Lynne	Liberal
West Ward	BENNISON Scott	Liberal

Councillor nominations withdrawn or rejected: 0

Election operations

Election day staffing

Position	Number
Declaration vote issuing officers	16
Deputy polling place managers	11
Election officials	96
Polling place managers	11
Total	134

Number of polling places

Type	Number
Pre-poll (early voting) centres	1
Election day polling places	11

Returning Officer's office

- 22 Alexandra Street, Hunter's Hill NSW 2110

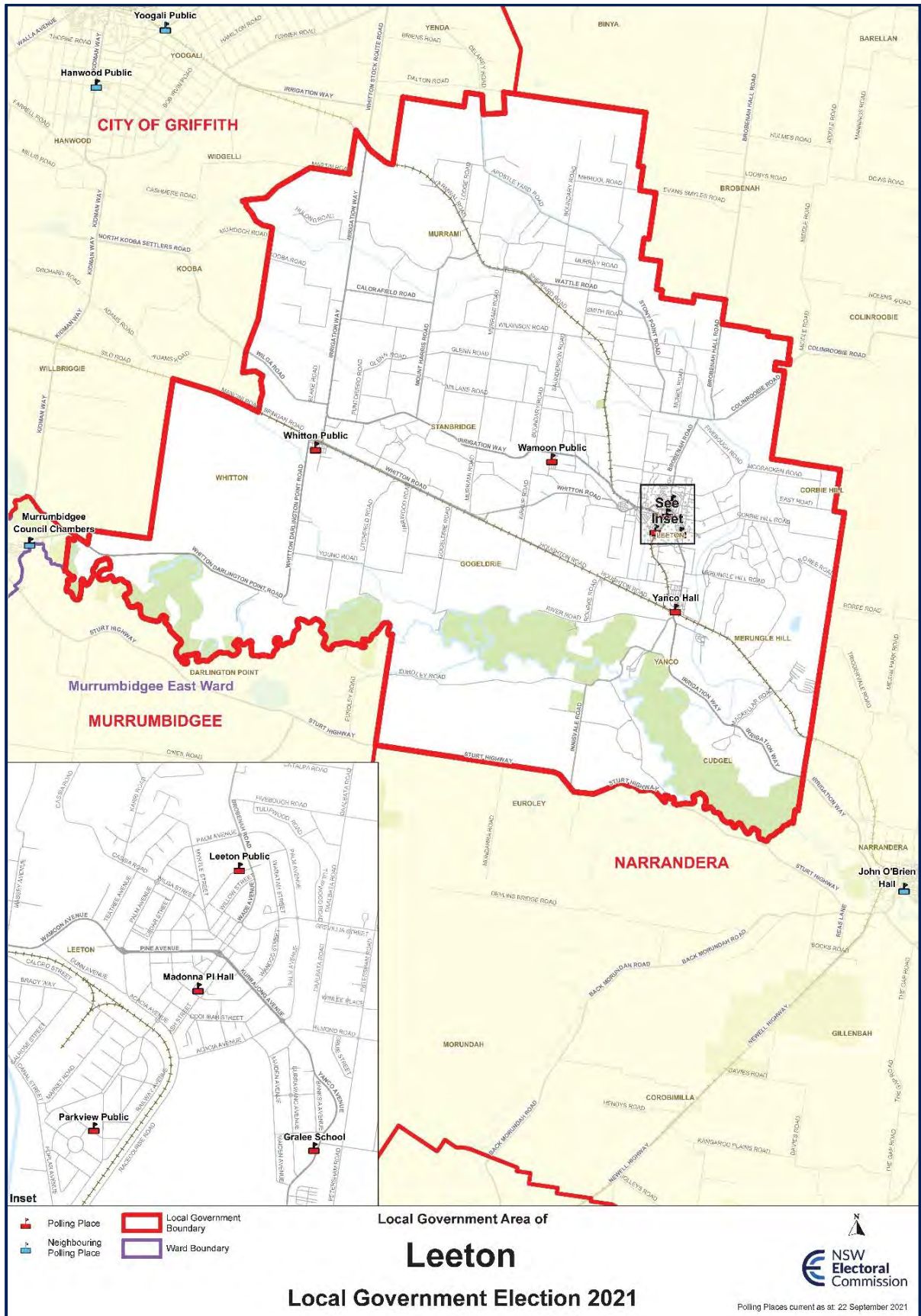
Election costs

- Invoiced election cost: \$243,270
- Cost per elector: \$9.38

NSW Electoral Commission website analytics

- 16,251 visitors to the Lane Cove Council election web page

Leeton Shire Council



Election summary

Undivided council

Type of election conducted: Councillor (9 councillors to be elected)

Enrolment: 7,698 **Residential roll:** 7,698 **Non-residential roll:** 0

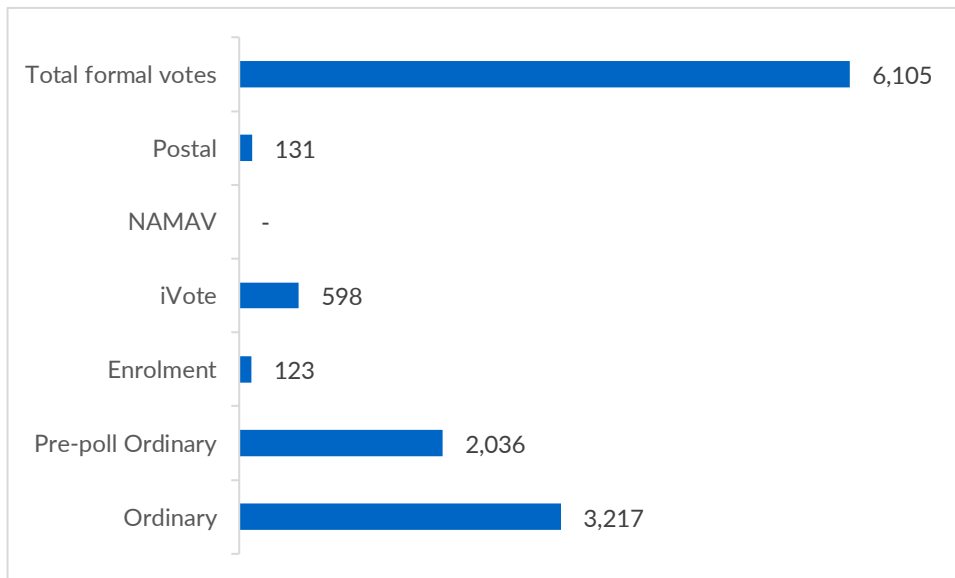
Councillor election total votes: 6,354 **Formal:** 6,105 (96.08%) **Informal:** 249 (3.92%)

Turnout rate: 82.54%

Elected councillors (result declared Tuesday, 21 December 2021)

Councillor name	Affiliation
CICCIA Tony	Independent
HOLT Matthew	Independent
KIDD Michael	
MAYTOM Krystal	
MORRIS Tracey	Independent
NARDI Sandra	Independent
RENEKER Tony	Independent
SMITH Paul	Independent
WESTON George	Independent

Formal votes cast by vote type



Apparent failure to vote notices issued: 1,104

Candidate nominations

Name	Affiliation
BARWICK Bill	Independent
BOWLES Patricia	Independent
CICCIA Tony	Independent
CONROY Brian	Independent
DOIG Emerson	
HOLT Matthew	Independent
KIDD Michael	
MAYTOM Krystal	
MORRIS Tracey	Independent
NARDI Sandra	Independent
ODEWAHN Daryl	
REILLY Lynsey	Independent
RENEKER Tony	Independent
ROBERTS Jo	
SMITH Paul	Independent

Name	Affiliation
WESTON George	Independent

Councillor nominations withdrawn or rejected: 0

Election operations

Election day staffing

Position	Number
Deputy polling place managers	7
Election officials	34
Polling place managers	7
Total	48

Number of polling places

Type	Number
Pre-poll (early voting) centres	1
Election day polling places	7

Returning Officer's office

- Unit 8, 16 Whybrow Street, Griffith NSW 2680

Election costs

- Invoiced election cost: \$101,111
- Cost per elector: \$13.13

NSW Electoral Commission website analytics

- 1,698 visitors to the Leeton Shire Council election web page