

Report on the conduct of the

2021 NSW Local Government elections

Part two

Albury City Council –
Coonamble Shire Council



All tables and figures are sourced to NSW Electoral Commission unless stated otherwise.

This report was produced using internal resources. To reduce our environmental impact, this report can be downloaded from our website at elections.nsw.gov.au

The term iVote refers to the iVote internet and telephone voting system. iVote® is a registered trade mark of the State of New South Wales (NSW Electoral Commission).

NSW Electoral Commission

Office address: 231 Elizabeth Street, Sydney NSW 2000

Postal address: GPO Box 832, Sydney NSW 2001

T (+61 2) 9290 5999 | F (+61 2) 9290 5991

Office hours: Monday – Friday, 9am – 5pm

elections.nsw.gov.au

The NSW Electoral Commission acknowledges the Traditional Custodians of Country throughout New South Wales and their continuing connection to the land, sea, and community. We pay our respect to Elders past, present and emerging.

Contents

About this report	5
Albury City Council	6
Armidale Regional Council.....	11
Ballina Shire Council	16
Balranald Shire Council	21
Bathurst Regional Council	22
Bayside Council.....	28
Bega Valley Shire Council	34
Bellingen Shire Council.....	38
Berrigan Shire Council	43
Blacktown City Council	47
Bland Shire Council	53
Blayney Shire Council	57
Blue Mountains City Council.....	61
Bogan Shire Council.....	66
The Council of the Shire of Bourke	70
Brewarrina Shire Council	72
The Council of the City of Broken Hill	76
Burwood Council	81
Byron Shire Council	86
Cabonne Council	91
Camden Council.....	95
Campbelltown City Council.....	100
City of Canada Bay Council.....	106
Canterbury-Bankstown Council	112
Carrathool Shire Council	118
Central Coast Council.....	122
Central Darling Shire Council.....	123
Cessnock City Council	124
Clarence Valley Council.....	130
Cobar Shire Council	134
Coffs Harbour City Council	136
Coolamon Shire Council.....	142
Coonamble Shire Council.....	146
Cootamundra-Gundagai Regional Council	150
Cowra Shire Council	154

Cumberland Council	158
Dubbo Regional Council	163
Dungog Shire Council.....	168
Edward River Council	172
Eurobodalla Shire Council	176
Fairfield City Council	181
Federation Council.....	182
Forbes Shire Council.....	187
Georges River Council.....	191
Gilgandra Shire Council.....	198
Glen Innes Severn Shire Council	202
Goulburn Mulwaree Council	206
Greater Hume Shire Council	210
Griffith City Council	214
Gunnedah Shire Council	219
Gwydir Shire Council	223
Hawkesbury City Council	227
Hay Shire Council.....	233
Hilltops Council	237
The Council of the Shire of Hornsby.....	241
The Council of the Municipality of Hunter's Hill	246
Inner West Council	251
Inverell Shire Council.....	257
Junee Shire Council	261
Kempsey Shire Council	265
The Council of the Municipality of Kiama.....	270
Ku-ring-gai Council	275
Kyogle Council	281
Lachlan Shire Council	285
Lake Macquarie City Council	289
Lane Cove Municipal Council	296
Leeton Shire Council.....	301
Lismore City Council.....	305
City of Lithgow Council	311
Liverpool City Council	316
Liverpool Plains Shire Council	322
Lockhart Shire Council	326
Maitland City Council	330
Mid-Coast Council	336

Mid-Western Regional Council	343
Moree Plains Shire Council.....	349
Mosman Municipal Council	353
Murray River Council.....	358
Murrumbidgee Council.....	362
Muswellbrook Shire Council	366
Nambucca Valley Council	370
Narrabri Shire Council	374
Narrandera Shire Council.....	379
Narromine Shire Council	383
Newcastle City Council	385
North Sydney Council	391
Northern Beaches Council.....	398
Oberon Council.....	406
Orange City Council.....	410
Parkes Shire Council	416
City of Parramatta Council	420
Penrith City Council	426
Port Macquarie-Hastings Council	427
Port Stephens Council	432
Queanbeyan-Palerang Regional Council	437
Randwick City Council.....	443
Richmond Valley Council	449
Council of the City of Ryde	454
Shellharbour City Council	460
Shoalhaven City Council	465
Singleton Council.....	471
Snowy Monaro Regional Council	476
Snowy Valleys Council	481
Strathfield Municipal Council.....	485
Sutherland Shire Council.....	489
Council of the City of Sydney	495
Tamworth Regional Council	501
Temora Shire Council	505
Tenterfield Shire Council	509
The Hills Shire Council	513
Tweed Shire Council	518
Upper Hunter Shire Council	523
Upper Lachlan Shire Council	527

Uralla Shire Council.....	531
The Council of the City of Wagga Wagga.....	536
Walcha Council.....	541
Walgett Shire Council.....	545
Warren Shire Council	549
Warrumbungle Shire Council.....	554
Waverley Council	558
Weddin Shire Council.....	563
Wentworth Shire Council	567
Willoughby City Council	571
Wingecarribee Shire Council	576
Wollondilly Shire Council	577
Wollongong City Council.....	583
Woollahra Municipal Council.....	589
Yass Valley Council	594

About this report

This report on the conduct of the 2021 NSW Local Government elections is presented in two parts.

Part one provides an overview of the elections conducted by the NSW Electoral Commissioner on Saturday, 4 December 2021. It includes changes to the Acts that govern the conduct of local government elections, aggregated statistical information about the elections, information about voting methods, venues, Election day staffing and how the election was funded.

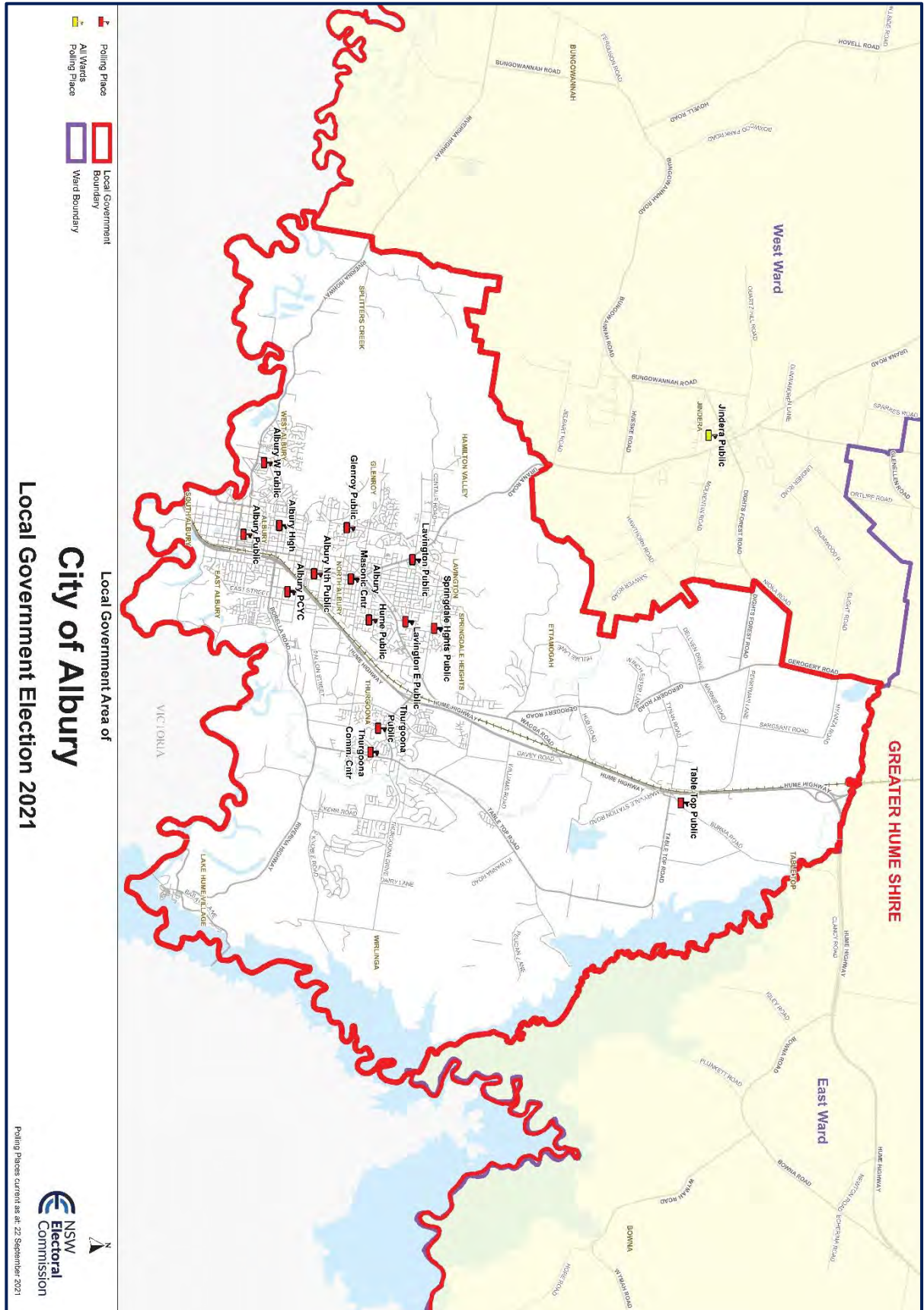
Part one also summarises the integrity and enforcement activities of the Electoral Commission in relation to the conduct of participants in the Local Government elections. This work includes the registration of candidates, groups, and third-party campaigners for campaign finance regulation purposes; compliance operations undertaken during the elections; investigating allegations of breaches of electoral law; and legal proceedings commenced in relation to the elections.

Part one also includes recommendations by the Electoral Commissioner for legislative reform arising from his experience in conducting the election.

Part two provides information about each individual local council election, including candidates, results, breakdown of formal votes cast by vote type, election day staffing and venues.

Costs invoiced to councils do not reflect the total cost of running the elections. See the *Funding and financial management* section in Part 1 for information about the funding components of the 2021 NSW Local Government elections.

Albury City Council



Election summary

Undivided council

Type of election conducted: Councillor (9 councillors to be elected)

Enrolment: 37,657 **Residential roll:** 37,647 **Non-residential roll:** 10

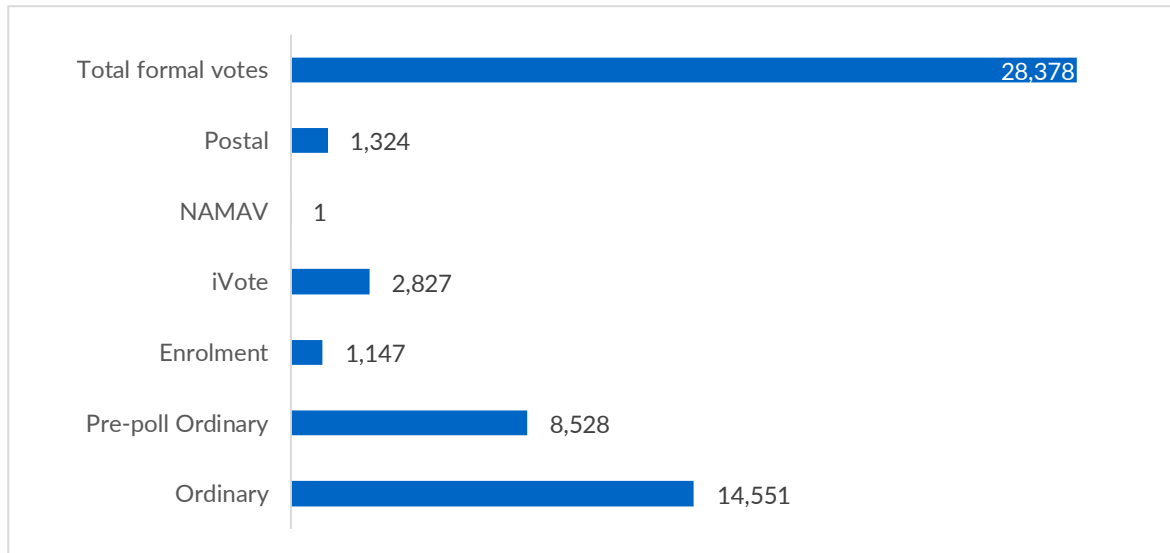
Councillor election total votes: 30,123 **Formal:** 28,378 (94.21%) **Informal:** 1,745 (5.79%)

Turnout rate: 79.99%

Elected councillors (result declared Tuesday, 21 December 2021)

Councillor name	Affiliation
BAKER Stuart	Independent
BETTERIDGE Daryl	Independent
BOWEN Steve	Independent
CAMERON Darren	Labor
EDWARDS Ashley	The Greens
GLACHAN Alice	Independent
KELLAHAN Jessica	Independent
KING Kylie	Independent
THURLEY David	Independent
COUPLAND Sam	Independent

Formal votes cast by vote type



Apparent failure to vote notices issued: 6,677

Candidate nominations

Name	Affiliation
ALLEN Geoffrey	Labor
ARMSTRONG Paul	Independent
BAKER Stuart	Independent
BARBER Andrew	
BARBER Trevor	
BETTERIDGE Daryl	Independent
BOWEN Steve	Independent
CALE Danielle	Independent
CAMERON Amelia	Labor
CAMERON Darren	Labor
CHAN Aimee	Independent
COHN Amanda	The Greens
DOCKSEY Graham	Independent
DOYLE Mark	Independent
DUNN Jackie	Independent

Name	Affiliation
EDWARDS Ashley	The Greens
GLACHAN Alice	Independent
GRELLMAN Emily	Independent
GRENFELL Brian	Independent
HAMILTON Claire	Independent
HAMILTON Ross	Independent
HARTNETT Diann	
HEATHER Esther	Independent
HOOD Peter	Independent
HULL Barbara	Independent
ISAACS Kofi	The Greens
KELLAHAN Jessica	Independent
KING Kylie	Independent
MACHIN Michael	
MAMOONEY Stephen	Independent
MARTIN Christopher	Independent
MONTE Susie	The Greens
MOORE John	Independent
PATTINSON Jill	The Greens
PEARCE Garry	Independent
PEARSON Lindsay	Independent
PEMBERTON Louise	
ROWLAND Marcus	Labor
RYAN Christopher	Labor
SINGH Naziya	Independent
SMITH Taneesha	Independent
STAR C	
THOMAS Dianne	Independent
THURLEY David	Independent
TIERNAN Jodie	Independent

Name	Affiliation
TRATZ Mathew	Independent
VAN DE VEN Henk	Independent
VAN NOORDENNEN Bill	Independent
VENESS Rhiannon	Independent
WALLIS Lucie	Independent
WATKINS Sarah	

Councillor nominations withdrawn or rejected: 1 rejected, 0 withdrawn

Election operations

Election day staffing

Position	Number
Declaration vote issuing officers	17
Deputy polling place managers	15
Election officials	117
Polling place managers	15
Total	164

Number of polling places

Type	Number
Pre-poll (early voting) centres	2
Election day polling places	15

Returning Officer's office

- 567 Smollett Street, Albury NSW 2640

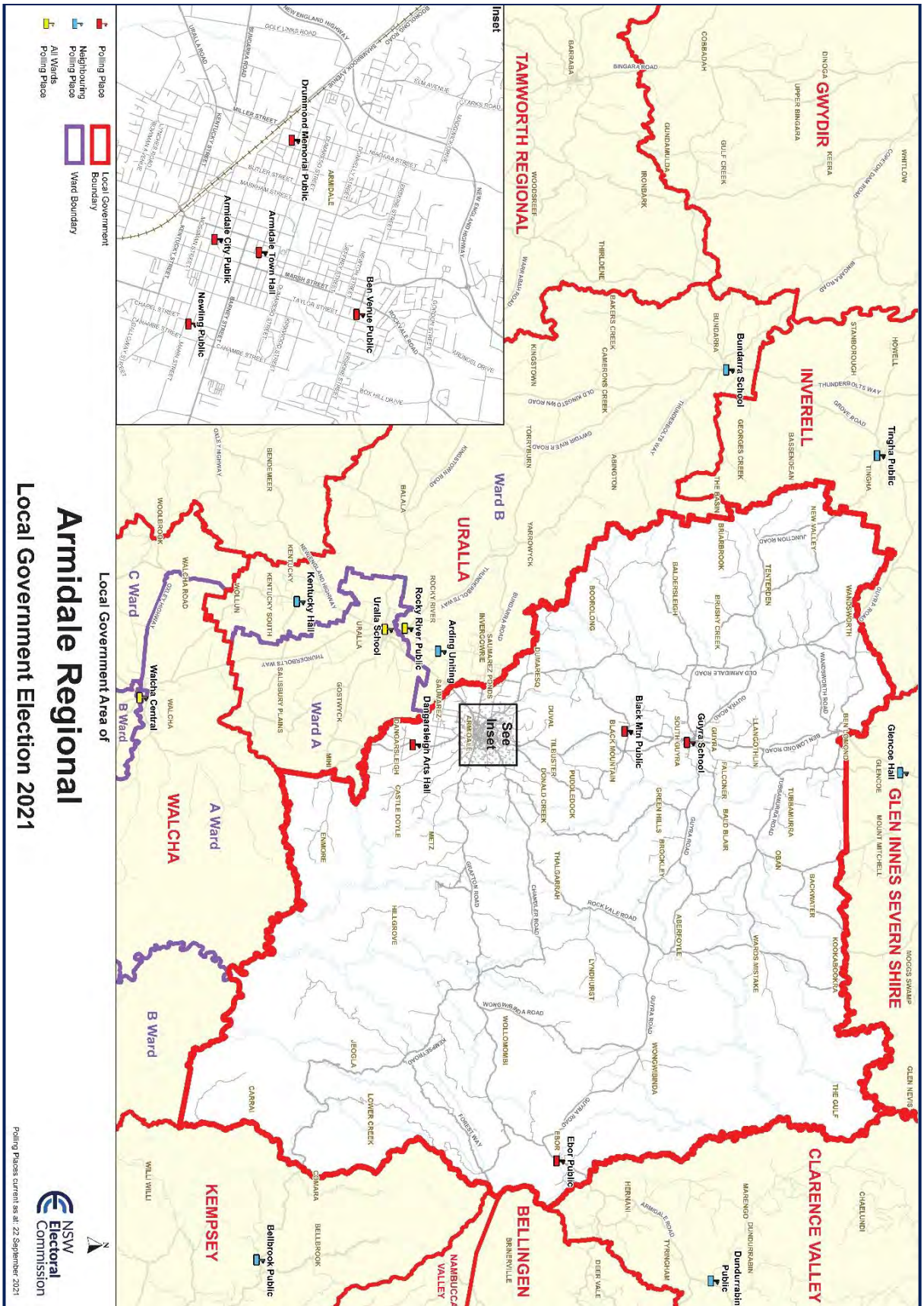
Election costs

- Invoiced election cost: \$349,144
- Cost per elector: \$9.27

NSW Electoral Commission website analytics

- 14,179 visits to the Albury City Council election web page

Armidale Regional Council



NSW Electoral Commission
Polling Places current as at 22 September 2021

Election summary

Undivided council

Type of election conducted: Councillor (11 councillors to be elected) | Constitutional referendum

Enrolment: 19,214 **Residential roll:** 19,212 **Non-residential roll:** 2

Councillor election total votes: 16,136 **Formal:** 15,223 (94.34%) **Informal:** 913 (5.66%)

Turnout rate: 83.98%

Elected councillors (result declared Tuesday, 21 December 2021)

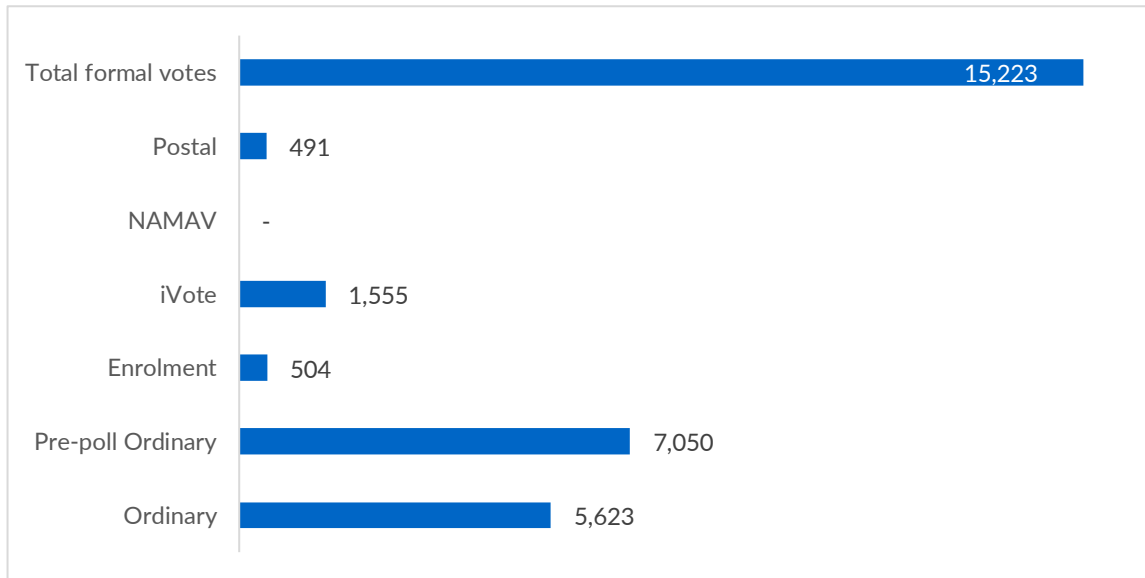
Councillor name	Affiliation
COUPLAND Sam	Independent
GADDES Paul	Independent
GALLETLY Jon	Independent
MCMICHAEL Susan	Labor
MEPHAM Steven	Independent
O'BRIEN Debra	Labor
O'CONNOR Margaret	Independent
PACKHAM Paul	Independent
REDWOOD Todd	Independent
ROBINSON Dorothy	The Greens
WIDDERS Bradley	

Constitutional referendum (result declared Tuesday, 21 December 2021)

Question: "Do you support a reduction in the number of councillors for Armidale Regional Council from eleven to nine?"

The referendum was passed with 68.91 per cent of the votes being "Yes".

Formal votes cast by vote type (councillor election)



Apparent failure to vote notices issued: 2,490

Candidate nominations

Name	Affiliation
BAILEY Peter	Independent
BLACKMORE Philip	Independent
CHAPMAN Caroline	Labor
CLARE Kathleen	Independent
COPE Gordon	Independent
COUPLAND Sam	Independent
DENTON Ju	Independent
EDMONDS Janet	Independent
ESPLIN Trevor	Independent
FINLEY Margaret	Labor
GADDES Paul	Independent
GALLETLY Jon	Independent
KOOPS Dora	The Greens
LANGENBERG Yvonne	Labor
MCGRATH Gaynor	The Greens

Name	Affiliation
MCMICHAEL Susan	Labor
MEPHAM Steven	Independent
NEWBERRY Bruce	Independent
O'BRIEN Debra	Labor
O'CONNOR Margaret	Independent
O'HARA Elizabeth	The Greens
PACKHAM Paul	Independent
PEVITT Craig	Independent
REDWOOD Todd	Independent
RICHARDSON Rob	Independent
ROBINSON Dorothy	The Greens
SCHAEFER Callan	Independent
SCHULTZ Pat	The Greens
SHERIDAN Richard	The Greens
SIMS Margaret	Independent
WIDDERS Bradley	
YOUNGBERRY April	Labor

Councillor nominations withdrawn or rejected: 0 rejected, 0 withdrawn

Election operations

Election day staffing

Position	Number
Declaration vote issuing officers	7
Deputy polling place managers	9
Election officials	65
Polling place managers	9
Total	90

Number of polling places

Type	Number
Pre-poll (early voting) centres	2
Election day polling places	9

Returning Officer's office

- Shop 3, 106-108 Jessie Street, Armidale NSW 2350

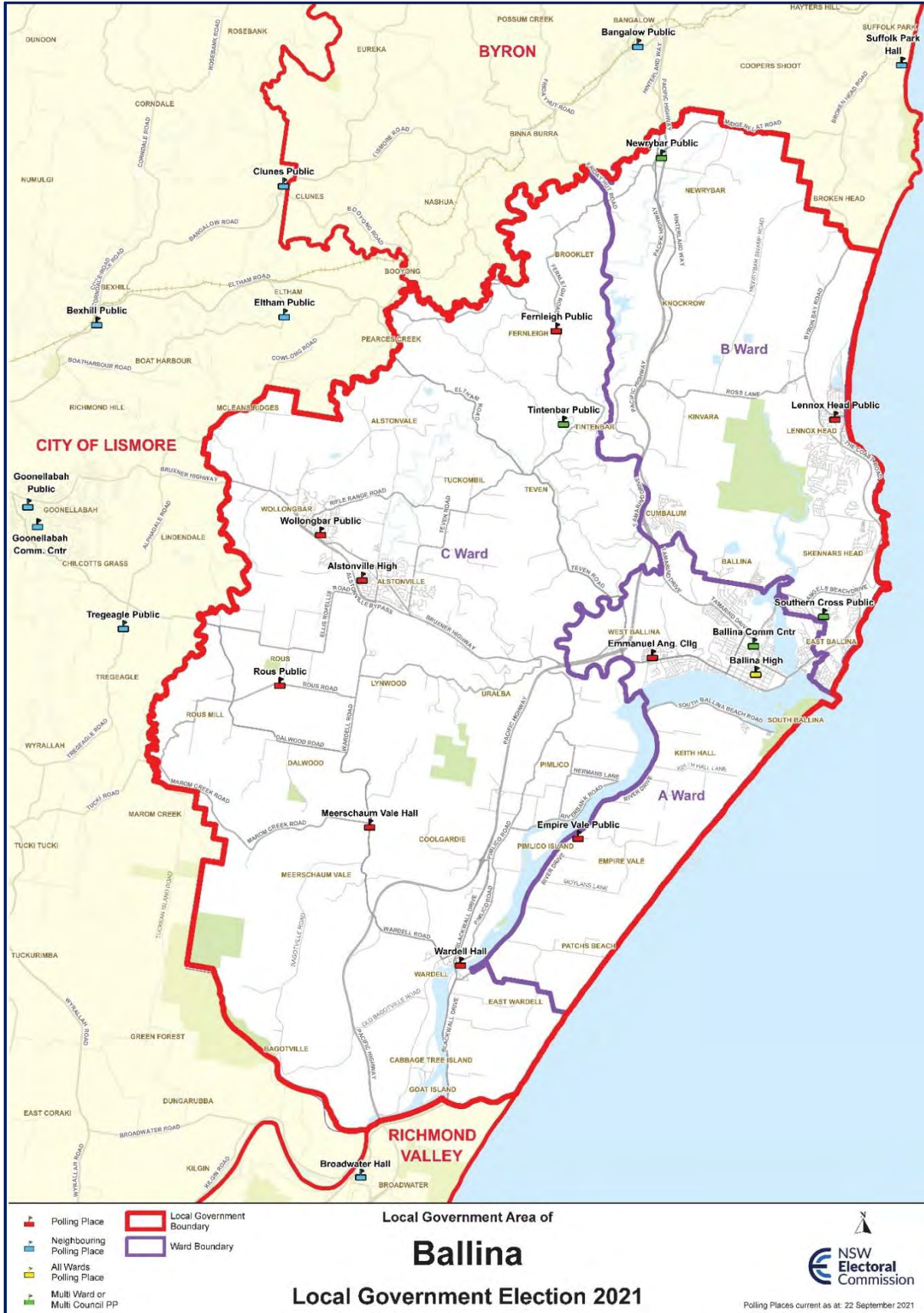
Election costs

- Invoiced election cost: \$246,208
- Cost per elector: \$12.81

NSW Electoral Commission website analytics

- 5,161 visitors to the Armidale Regional Council election web page

Ballina Shire Council



Election summary

Divided: A Ward | B Ward | C Ward

Type of election conducted: Councillor (9 councillors to be elected, 3 from each ward) | Mayor

Enrolment: 32,830 **Residential roll:** 32,826 **Non-residential roll:** 4

Councillor election total votes: 27,788 **Formal:** 25,271 (90.94%) **Informal:** 2,517 (9.06%)

Turnout rate: 84.64%

Mayor election total votes: 27,853 **Formal:** 26,913 (96.63%) **Informal:** 2,517 (3.37%)

Turnout rate: 84.84%

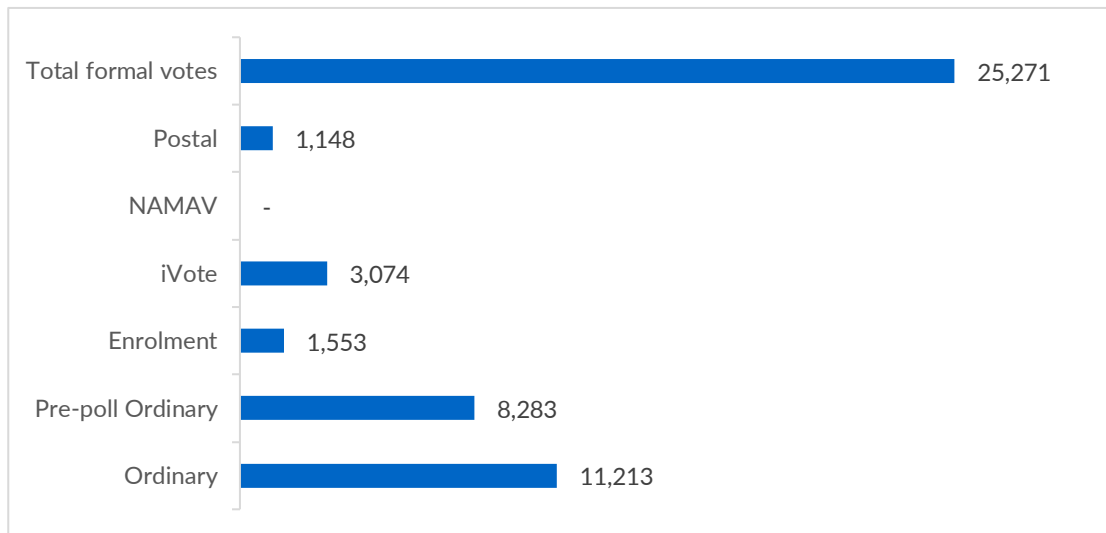
Elected mayor (result declared Wednesday, 22 December 2021)

CADWALLADER Sharon, Independent

Elected councillors (result declared Thursday, 23 December 2021)

Ward	Councillor name	Affiliation
A Ward	BRUEM Rod	Independent
A Ward	MCCARTHY Steve	Independent
A Ward	MEEHAN Phil	Independent
B Ward	DICKER Kiri	The Greens
B Ward	JOHNSON Jeff	Independent
B Ward	RAMSEY Eva	Independent
C Ward	BUCHANAN Nigel	Independent
C Ward	CHATE Simon	The Greens
C Ward	JOHNSTON Eoin	Independent

Formal votes cast by vote type (all wards)



Apparent failure to vote notices issued: 4,391

Mayoral nominations

Name	Affiliation
CADWALLADER Sharon	Independent
JOHNSON Jeff	Independent
JOHNSTON Eoin	Independent
MCCARTHY Steve	Independent
WILLIAMS Keith	Labor

Mayor nominations withdrawn or rejected: 0 rejected, 0 withdrawn

Candidate nominations

Ward	Name	Affiliation
A Ward	BOUT John	Independent
A Ward	BRUEM Rod	Independent
A Ward	HYDE Rick	Independent
A Ward	KINNY Simon	Independent
A Ward	LOUGHREY Kevin	Independent
A Ward	MCCARTHY Steve	Independent

Ward	Name	Affiliation
A Ward	MEEHAN Phil	Independent
A Ward	RICHES Col	Labor
A Ward	ROBERTS Lenkunyar	Independent
A Ward	SHRIEVES Jason	The Greens
B Ward	CADWALLADER Sharon	Independent
B Ward	DICKER Kiri	The Greens
B Ward	JOHNSON Jeff	Independent
B Ward	PRICE Leonie	Labor
B Ward	RAMSEY Eva	Independent
B Ward	WILLIAMS Keith	Labor
B Ward	WISHART Wendy	Independent
C Ward	BOCKING Stephen	Independent
C Ward	BUCHANAN Nigel	Independent
C Ward	CHATE Simon	The Greens
C Ward	CROLLICK Therese	Labor
C Ward	JOHNSTON Eoin	Independent

Councillor nominations withdrawn or rejected

Ward	Rejected	Withdrawn
A Ward	0	0
B Ward	0	0
C Ward	1	0

Election operations

Election day staffing

Position	Number
Declaration vote issuing officers	15
Deputy polling place managers	14
Election officials	110
Polling place managers	14
Total	153

Number of polling places

Type	Number
Pre-poll (early voting) centres	1
Election day polling places	14

Returning Officer's office

- 55 Dalley Street, Mullumbimby NSW 2482

Election costs

- Invoiced election cost: \$277,623
- Cost per elector: \$8.46

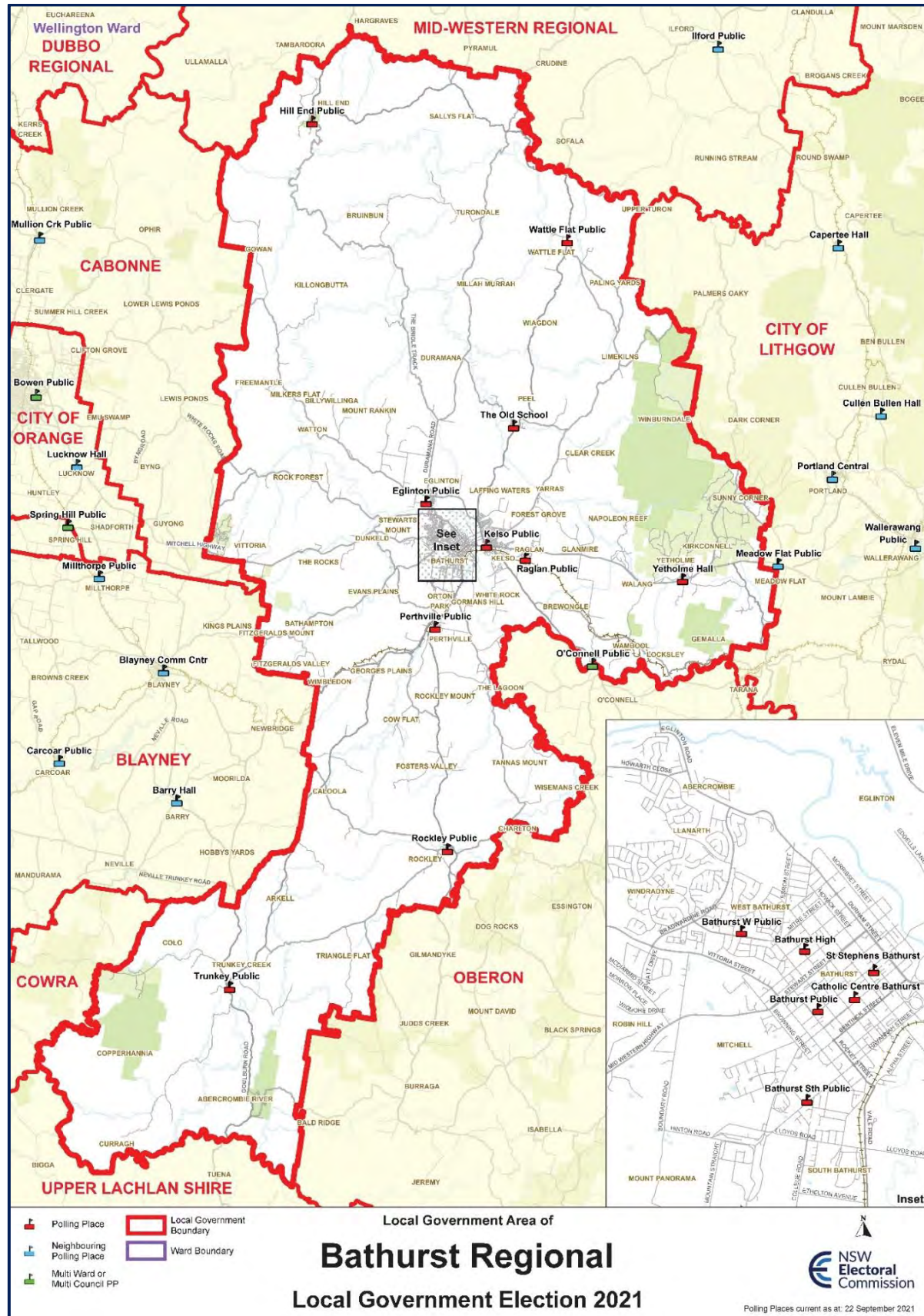
NSW Electoral Commission website analytics

- 16,082 visitors to the Ballina Shire Council election web page

Balranald Shire Council

Balranald Shire Council was in administration at the time of the 2021 NSW Local Government elections and did not conduct an election.

Bathurst Regional Council



Election summary

Undivided council

Type of election conducted: Councillor (9 councillors to be elected)

Enrolment: 30,855 **Residential roll:** 30,846 **Non-residential roll:** 9

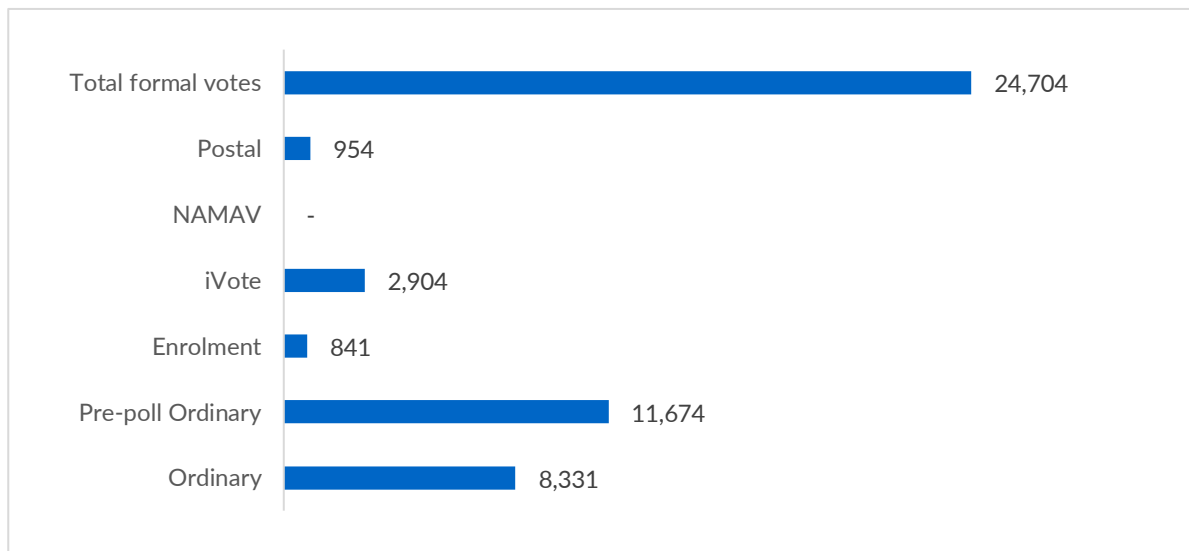
Councillor election total votes: 26,643 **Formal:** 24,704 (92.71%) **Informal:** 1,939 (7.28%)

Turnout rate: 86.34%

Elected councillors (result declared Tuesday, 21 December 2021)

Councillor name	Affiliation
AUBIN Warren	Independent
BURKE Kirralee	Independent
FRY Ben	Independent
HANGER Graeme	Independent
HOGAN Marg	Independent
JENNINGS Jess	Independent
NORTH Ian	Independent
SMITH Andrew (Struthy)	
TAYLOR Robert (Stumpy)	

Formal votes cast by vote type



Apparent failure to vote notices issued: 3,694

Candidate nominations

Name	Affiliation
AUBIN Warren	Independent
AUSTIN Dianne	Independent
BAKER Kelly	Independent
BAYLISS Neale	Independent
BEALE Jim (Kalmadyne Goombrydge)	Independent
BLACKWOOD Jim	Independent
BLAND Ashley	Independent
BOURKE Bobby	Independent
BURKE Kirralee	Independent
CAMPBELL Callum	Independent
CHRISTIAN Alex	Independent
CONNORS Jim	
COSSU Emileah	Independent
DAVIS Holly	Independent
DRIVER Stuart	Independent

Name	Affiliation
DUTTON Charlie	Independent
ELLERY Steve	Independent
FITZPATRICK Will	Independent
FORDE Michael	Independent
FRY Ben	Independent
FRY Geoff	Independent
FRY John	Independent
GRAY Jennifer	Independent
HALE Cathie	Independent
HALE Rohan	Independent
HANCOCK Irene	Independent
HANGER Graeme	Independent
HINDS Joy	Independent
HOGAN Marg	Independent
HOPE Ken	Independent
HURFORD Richard	Independent
INGWERSEN Steven	Independent
JENNINGS Jess	Independent
JOHNS Erin	Independent
LAJTAR Rose	Independent
LEWINGTON Carol	Independent
LOADER Wayne	Independent
MACALLISTER Scott	
MADER Gerarda	Independent
MARKS Amber	Independent
MARKWICK Fiona	Independent
MCCAULL Warren	Independent
MCKELVIE Kylie	Independent
MITCHELL Tina	Independent
MOASE Natalie	

Name	Affiliation
MUIR Jeff	Independent
NEAVES Sally	Independent
NORTH Ian	Independent
O'DWYER Kieran	Independent
PACKHAM Nick	Independent
PEARSON Ingrid	Independent
PEARSON Stuart	Independent
QUINN Rob	Independent
RANKINE David	Independent
RUDGE Jacqui	Independent
SEMMENS Steve	Independent
SEWELL Sharon	Independent
SHERATON Lauren	Independent
SINGLETON Robert (Bob)	Independent
SMITH Andrew (Struthy)	
SMITH Kate	Independent
STEWART Diana	Independent
STRODS Catherine	Independent
TAYLOR Robert (Stumpy)	
THOMPSON Angus	Independent
WALKER Bruce	Independent
WALKER Kevin	Independent
WITHERS Graham	Independent

Councillor nominations withdrawn or rejected: 1 rejected, 0 withdrawn

Election operations

Election day staffing

Position	Number
Declaration vote issuing officers	13
Deputy polling place managers	17
Election officials	115
Polling place managers	17
Total	162

Number of polling places

Type	Number
Pre-poll (early voting) centres	2
Election day polling places	17

Returning Officer's office

- 171 Howick Street, Bathurst NSW 2795

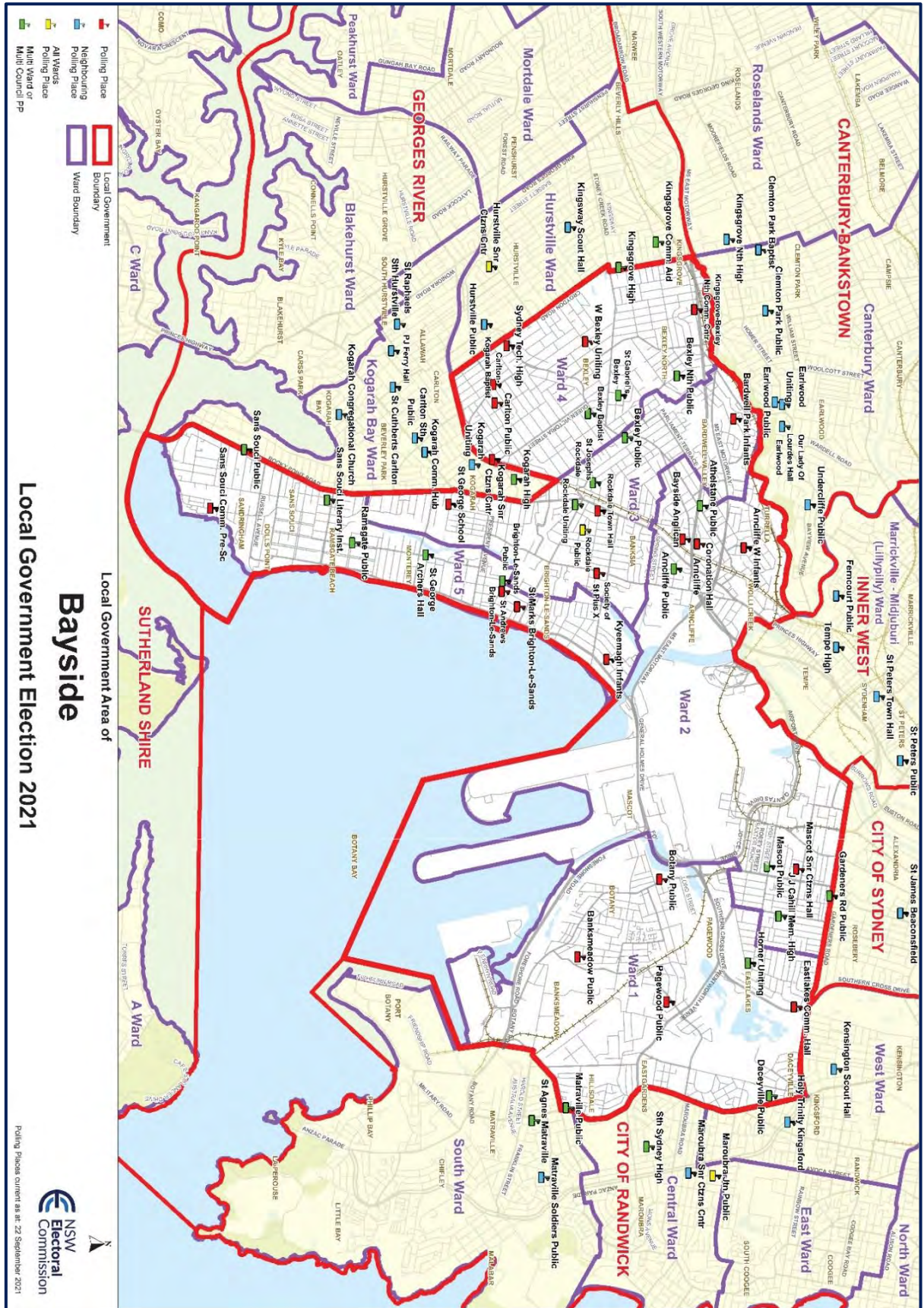
Election costs

- Invoiced election cost: \$316,199
- Cost per elector: \$10.25

NSW Electoral Commission website analytics

- 7,867 visitors to the Bathurst Regional Council election web page

Bayside Council



Election summary

Divided: Ward 1 | Ward 2 | Ward 3 | Ward 4 | Ward 5

Type of election conducted: Councillor (15 councillors to be elected, 3 from each ward)

Enrolment: 104,830 **Residential roll:** 104,820 **Non-residential roll:** 10

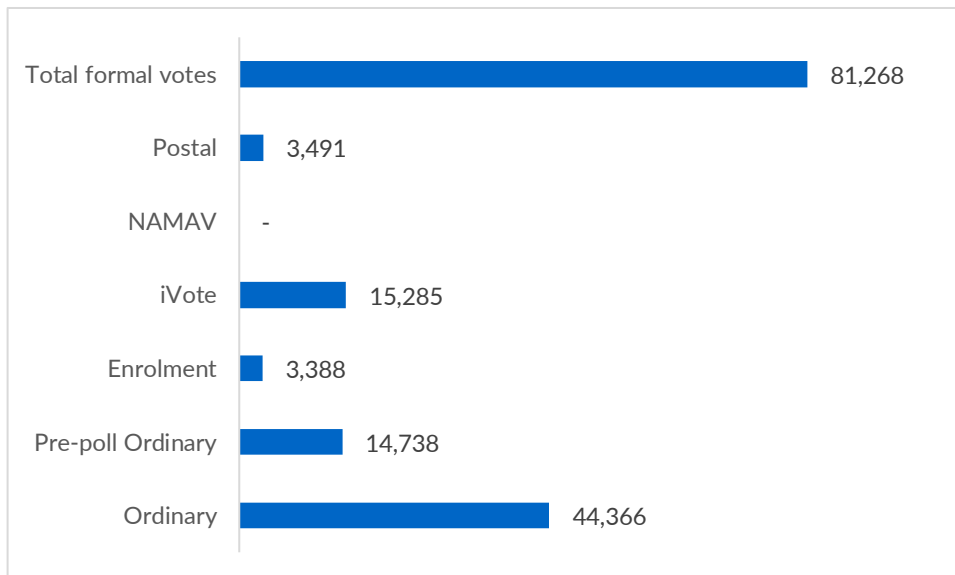
Councillor election total votes: 87,241 **Formal:** 81,268 (93.15%) **Informal:** 5,973 (6.84%)

Turnout rate: 83.21%

Elected councillors (results declared Tuesday, 21 and Thursday, 23 December 2021)

Ward	Councillor name	Affiliation
Ward 1	CURRY Christina	Labor
Ward 1	MORRISSEY Scott	Labor
Ward 1	MUSCAT Jennifer	Independent
Ward 2	FARDELL Ann	Labor
Ward 2	JANSYN Jo	Labor
Ward 2	NAGI Michael	Independent
Ward 3	SARAVINOVSKI Bill	Labor
Ward 3	TSOUNIS Andrew	Independent
Ward 3	WERNER Greta	The Greens
Ward 4	AWADA Joe	Labor
Ward 4	BARLOW Liz	Independent
Ward 4	HANNA Mark	Independent
Ward 5	DOUGLAS Heidi	Independent
Ward 5	MCDOUGALL Edward	Labor
Ward 5	SEDRAK Paul	Independent

Formal votes cast by vote type (all wards)



Apparent failure to vote notices issued: 13,679

Candidate nominations

Ward	Name	Affiliation
Ward 1	CURRY Christina	Labor
Ward 1	DOWNEY Marion	Independent
Ward 1	FARASOPOULOS Theo	Independent
Ward 1	GRIMA Keith	Labor
Ward 1	HEFFERNAN John	Independent
Ward 1	MACDONALD James	The Greens
Ward 1	MACK Jacqueline	The Greens
Ward 1	MONAHAS Sarah	
Ward 1	MORRISSEY Scott	Labor
Ward 1	MUSCAT Jennifer	Independent
Ward 1	MUSCAT John	Independent
Ward 1	WEBER Jurgen	The Greens
Ward 2	BAUER Nina	The Greens
Ward 2	DRURY Sarah	Independent
Ward 2	FARDELL Ann	Labor

Ward	Name	Affiliation
Ward 2	GORDON-WERNER Elizabeth	The Greens
Ward 2	JAAFAR Ali	Independent
Ward 2	JANSYN Jo	Labor
Ward 2	NAGI Michael	Independent
Ward 2	POWELL Nicola	Independent
Ward 2	QIAO Chao	Labor
Ward 2	QUARATINO C	Independent
Ward 2	SAAB Hussein	Independent
Ward 2	STRONG Peter	The Greens
Ward 3	ABOU HAMAD Denise	The Greens
Ward 3	DAKKOUR George	Independent
Ward 3	DYET Trevor	Independent
Ward 3	FIELD Anne	Independent
Ward 3	GERAKIS Connie	Independent
Ward 3	MOUSTAPHA Louay	Labor
Ward 3	RICKARD Scott	The Greens
Ward 3	ROUSSOS Vicky	Labor
Ward 3	SARAVINOVSKI Bill	Labor
Ward 3	SHENOUDA George	Independent
Ward 3	TSOUNIS Andrew	Independent
Ward 3	WERNER Greta	The Greens
Ward 4	AWADA Joe	Labor
Ward 4	BARLOW Liz	Independent
Ward 4	CARVER Catriona	The Greens
Ward 4	ELLENSOHN Maria	The Greens
Ward 4	FARHAT Aida	Labor
Ward 4	HANNA Mark	Independent
Ward 4	JEFFERY Luke	The Greens
Ward 4	SAAB Rana	Labor
Ward 4	XU Ying	Independent

Ward	Name	Affiliation
Ward 5	ALI Imroze	Independent
Ward 5	ANTONOPOULOS Elizabeth	Independent
Ward 5	AWAD Marianne	Independent
Ward 5	BEZIC Ron	Independent
Ward 5	CAMPBELL Joyce	Independent
Ward 5	DOUGLAS Heidi	Independent
Ward 5	FAULKNER Sallianne	Independent
Ward 5	KOUTSIOUKIS Fotios	Independent
Ward 5	MACDONALD James	Independent
Ward 5	MCDUGALL Edward	Labor
Ward 5	MILLINGTON Eva	Labor
Ward 5	PANDELIS Andrew	Independent
Ward 5	ROSSER Michael	Labor
Ward 5	SEDRAK Paul	Independent
Ward 5	TZORTZIS Ilias	Independent

Councillor nominations withdrawn or rejected

Ward	Rejected	Withdrawn
Ward 1	0	0
Ward 2	0	0
Ward 3	0	0
Ward 4	0	0
Ward 5	2	0

Election operations

Election day staffing

Position	Number
Declaration vote issuing officers	54
Deputy polling place managers	46
Election officials	366
Polling place managers	46
Total	512

Number of polling places

Type	Number
Pre-poll (early voting) centres	6
Election day polling places	46

Returning Officer's office

- 1423 Botany Road, Botany NSW 2019

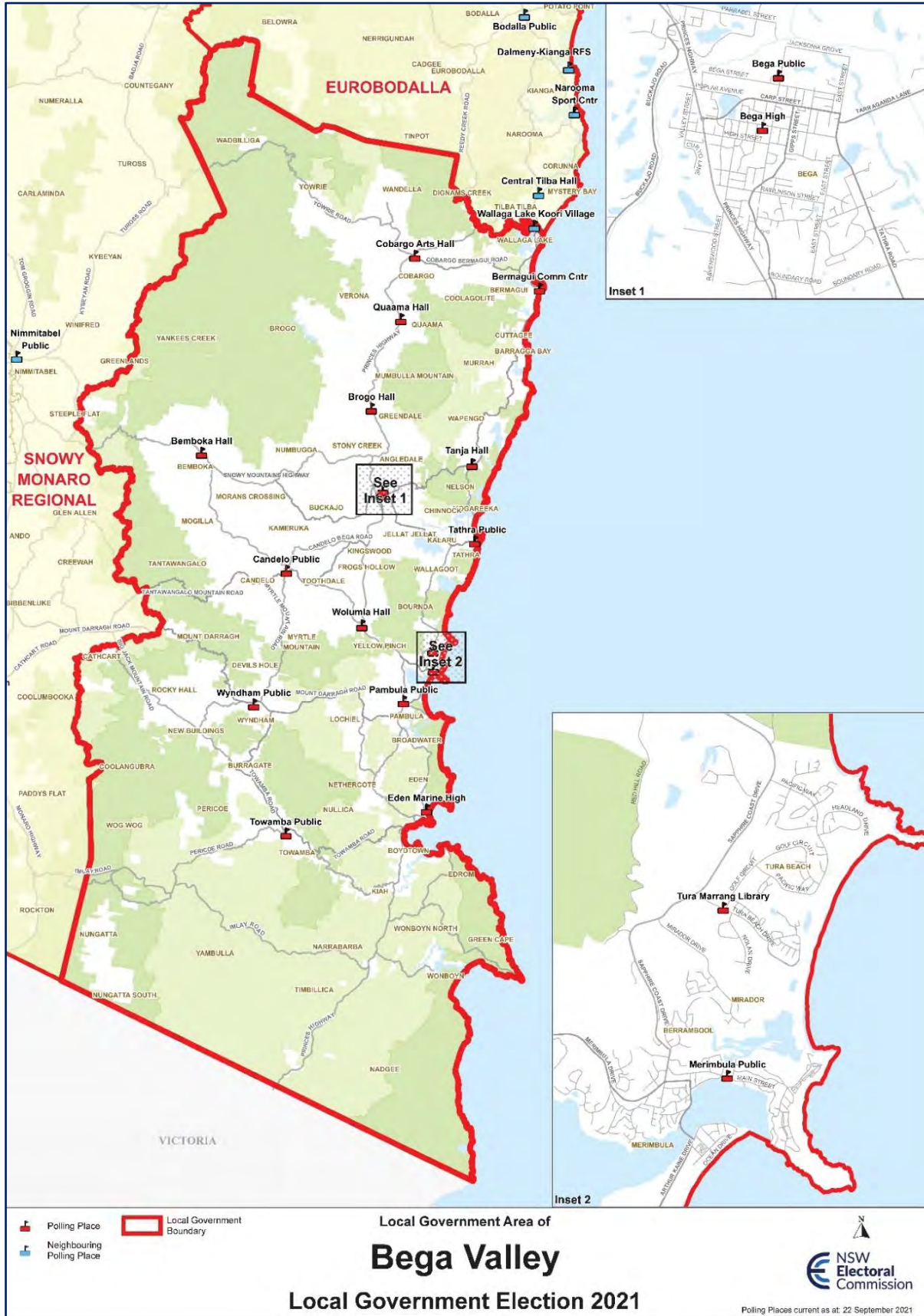
Election costs

- Invoiced election cost: \$780,810
- Cost per elector: \$7.45

NSW Electoral Commission website analytics

- 60,585 visitors to the Bayside Council election web page

Bega Valley Shire Council



Election summary

Undivided council

Type of election conducted: Councillor (9 councillors to be elected) | Constitutional referendum

Enrolment: 26,696 **Residential roll:** 26,661 **Non-residential roll:** 35

Councillor election total votes: 23,461 **Formal:** 21,435 (91.35%) **Informal:** 2,026 (8.64%)

Turnout rate: 87.88%

Elected councillors (result declared Tuesday, 21 December 2021)

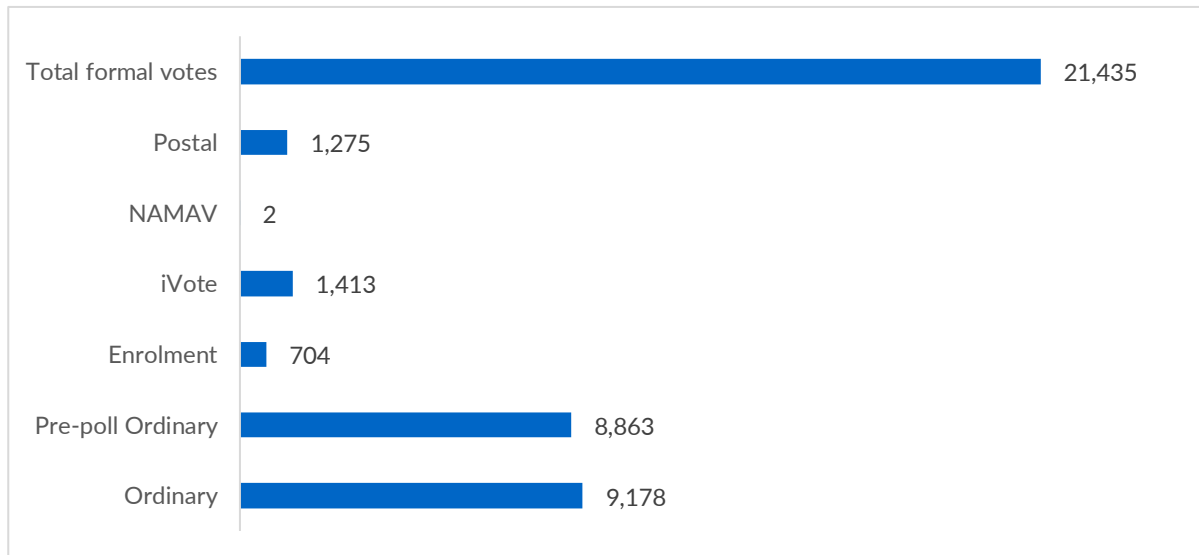
Councillor name	Affiliation
ALLEN Tony	Independent
FITZPATRICK Russell	Independent
GRIFF Cathy	The Greens
NADIN Mitch	Independent
O'NEIL Helen	Labor
PORTER David	Independent
ROBIN Joy	Independent
SECKOLD Liz	Independent
WRIGHT Karen	Independent

Constitutional referendum (result declared Tuesday, 21 December 2021)

"Should the Bega Valley Shire have a popularly elected Mayor from 2024?"

The referendum was passed with 72.72 per cent of the votes being "Yes"

Formal votes cast by vote type (councillor election)



Apparent failure to vote notices issued: 2,741

Candidate nominations

Name	Affiliation
ALLEN Tony	Independent
ASHCROFT Angus	The Greens
BOURKE Neil	
BRITTEN Mike	Independent
DALY Simon	Labor
FITZPATRICK Russell	Independent
GRIFF Cathy	The Greens
HAGGAR Peter	The Greens
HARRIS Vivian	The Greens
NADIN Mitch	Independent
O'DONNELL Nathan	Independent
O'NEIL Helen	Labor
PARK Paula	The Greens
PORTER David	Independent
ROBIN Joy	Independent

Name	Affiliation
SECKOLD Liz	Independent
SHOBRIDGE Joshua	Independent
WRIGHT Karen	Independent

Councillor nominations withdrawn or rejected: 1 rejected, 0 withdrawn

Election operations

Election day staffing

Position	Number
Declaration vote issuing officers	9
Deputy polling place managers	17
Election officials	97
Polling place managers	17
Total	140

Number of polling places

Type	Number
Pre-poll (early voting) centres	4
Election day polling places	17

Returning Officer's office

- 31-33 Parker Street, Bega NSW 2550

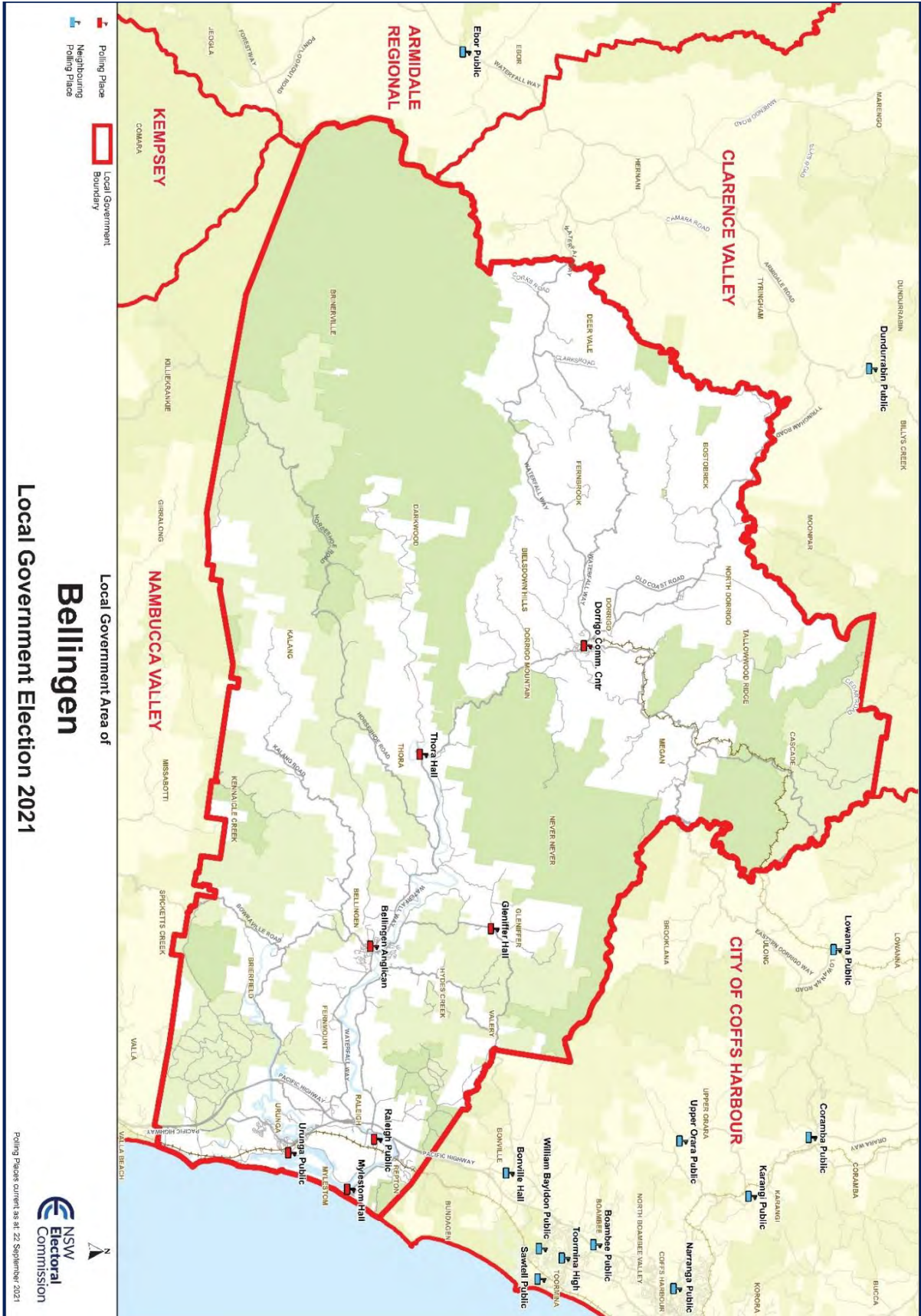
Election costs

- Invoiced election cost: \$308,721
- Cost per elector: \$11.56

NSW Electoral Commission website analytics

- 8,417 visitors to the Bega Valley Shire Council election web page

Bellingen Shire Council



Election summary

Undivided council

Type of election conducted: Councillor (6 councillors to be elected) | Mayor

Enrolment: 10,286 **Residential roll:** 10,280 **Non-residential roll:** 6

Councillor election total votes: 8,622 **Formal:** 8,270 (95.92%) **Informal:** 352 (4.08%)

Turnout rate: 83.82%

Mayor election total votes: 8,609 **Formal:** 8,374 (97.27%) **Informal:** 235 (2.73%)

Turnout rate: 83.7%

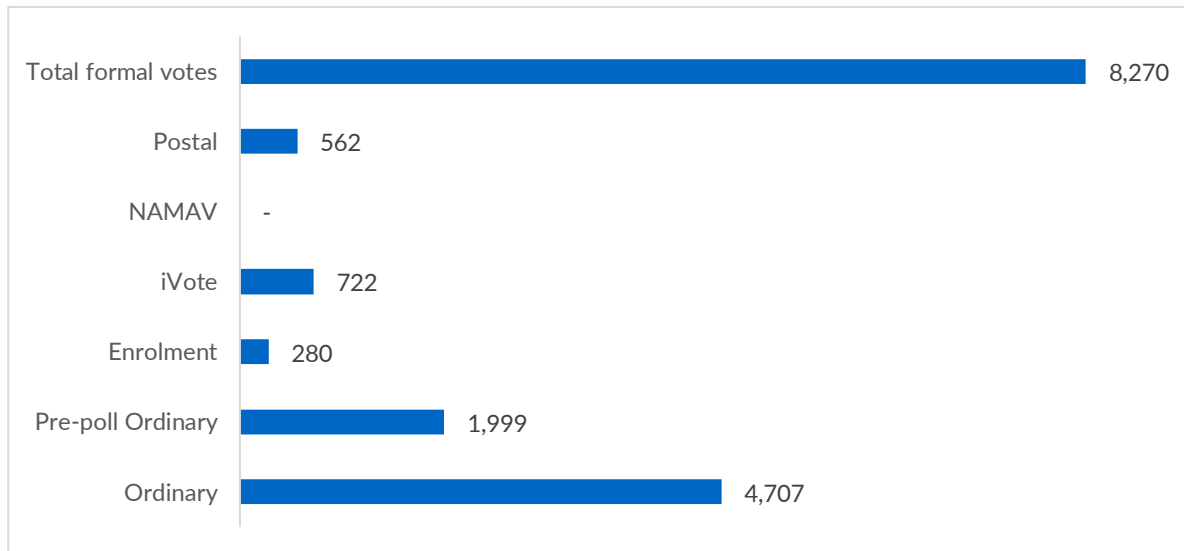
Elected mayor (result declared Tuesday, 21 December 2021)

ALLAN Steve

Elected councillors (result declared Thursday, 23 December 2021)

Councillor name	Affiliation
BROTHERTON Jo	
COOK Joanne	Independent
FENTON Jennie	The Greens
GLYDE Stephen	
KING Dominic	The Greens
TREE Ellie	
ALLAN Steve	

Formal votes cast by vote type (councillor election)



Apparent failure to vote notices issued: 1,339

Mayoral nominations

Name	Affiliation
ALLAN Steve	
KING Dominic	The Greens
WOODWARD Andrew	Labor

Mayor nominations withdrawn or rejected: 0 rejected, 0 withdrawn

Candidate nominations

Name	Affiliation
ALLAN Steve	
ANDERSON James	
ASHLEY Robin	Independent
BROTHERTON Jo	
COOK Joanne	Independent
FAIRLEIGH Janette	
FENTON Jennie	The Greens
FRY Gary	The Greens

Name	Affiliation
GLYDE Stephen	
GRUNDY Lee	
HEMPHILL Paul	Labor
KEEDA Boaz	Independent
KENNEDY Philip	Independent
KING Dominic	The Greens
KLIPIN Steve	Independent
MACHON Vanessa	Independent
MATIGNIER-BABB Danielle	Labor
MULALLY Paul	Labor
RYAN Steve	
SHEPHARD Graeme	Independent
SHIRLEY Christopher	Independent
TREE Ellie	
VANZANTEN Tabitha	Independent
WOODWARD Andrew	Labor
WRIGHT-TURNER Toni	The Greens

Councillor nominations withdrawn or rejected: 0 rejected, 1 withdrawn

Election operations

Election day staffing

Position	Number
Declaration vote issuing officers	4
Deputy polling place managers	7
Election officials	49
Polling place managers	7
Total	67

Number of polling places

Type	Number
Pre-poll (early voting) centres	1
Election day polling places	7

Returning Officer's office

- 39 Princess Street, Macksville NSW 2447

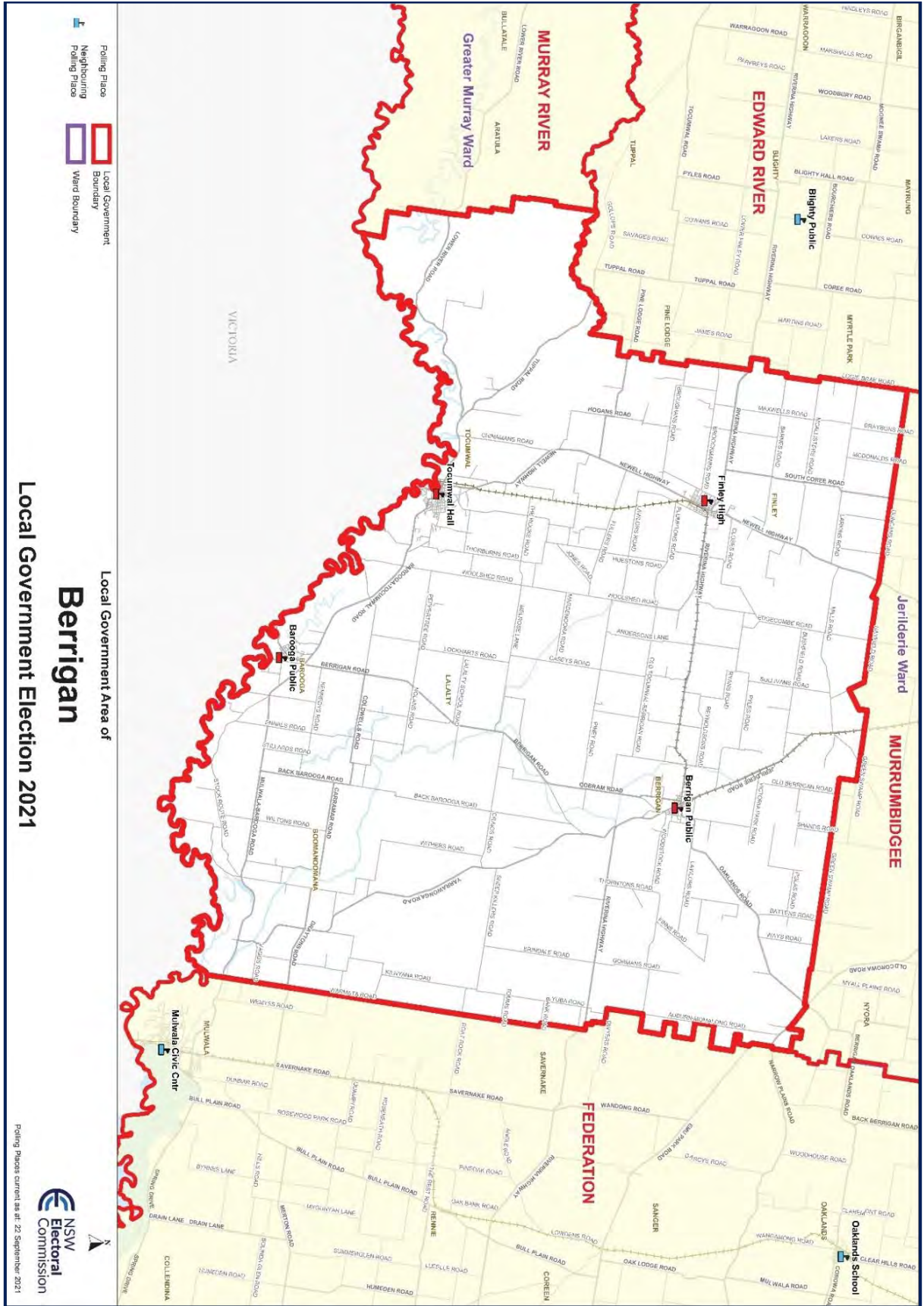
Election costs

- Invoiced election cost: \$102,882
- Cost per elector: \$10.00

NSW Electoral Commission website analytics

- 4,892 visitors to the Bellingen Shire Council election web page

Berrigan Shire Council



Election summary

Undivided council

Type of election conducted: Councillor (8 councillors to be elected)

Enrolment: 6,170 **Residential roll:** 6,169 **Non-residential roll:** 1

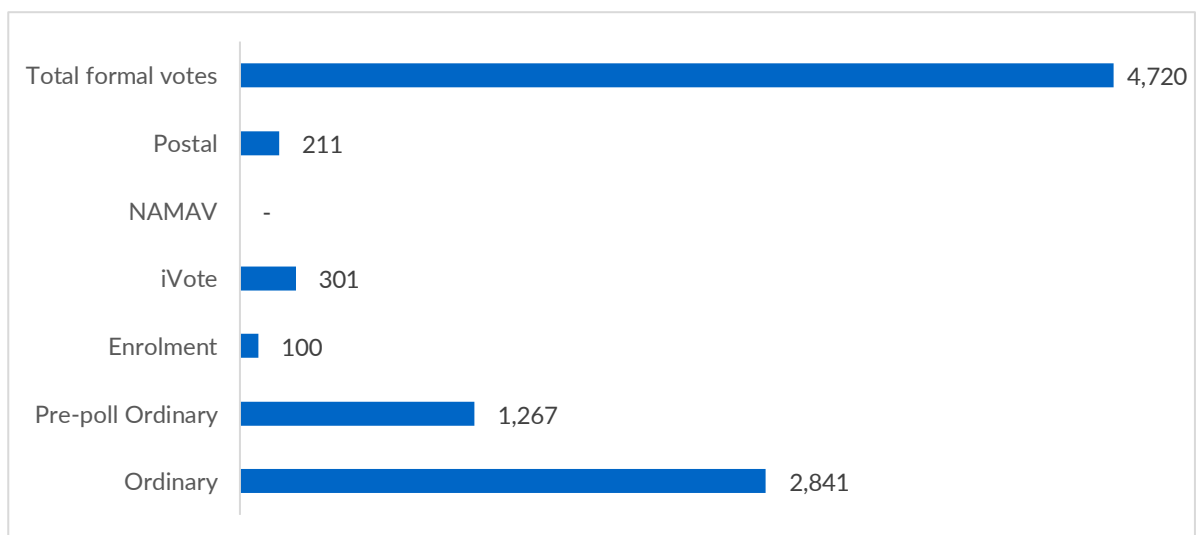
Councillor election total votes: 4,969 **Formal:** 4,720 (94.98%) **Informal:** 249 (5.01%)

Turnout rate: 80.53%

Elected councillors (Wednesday, 22 December 2021)

Councillor name	Affiliation
CORNWELL MCKEAN Julia	
HANNAN Matthew	
HATTY Edward (Ted)	
MARRIOTT Carly	
MCNAUGHT Sarah	
PAINE Renee	Independent
REYNOLDSON Roger	Independent
TAYLOR John	

Formal votes cast by vote type



Apparent failure to vote notices issued: 904

Candidate nominations

Name	Affiliation
ALLAN Clare	
BODEY Ross	
BONAT Mandy	
CORNWELL MCKEAN Julia	
FRY Marcus	
HANNAN Matthew	
HATTY Edward (Ted)	
MARRIOTT Carly	
MCNAUGHT Sarah	
MORRIS Daryll	
PAINE Renee	Independent
REYNOLDSON Roger	Independent
TAYLOR John	

Councillor nominations withdrawn or rejected: 0 rejected, 1 withdrawn

Election operations

Election day staffing

Position	Number
Declaration vote issuing officers	2
Deputy polling place managers	4
Election officials	32
Polling place managers	4
Total	42

Number of polling places

Type	Number
Pre-poll (early voting) centres	1
Election day polling places	4

Returning Officer's office

- 231 Sanger Street, Corowa NSW 2646

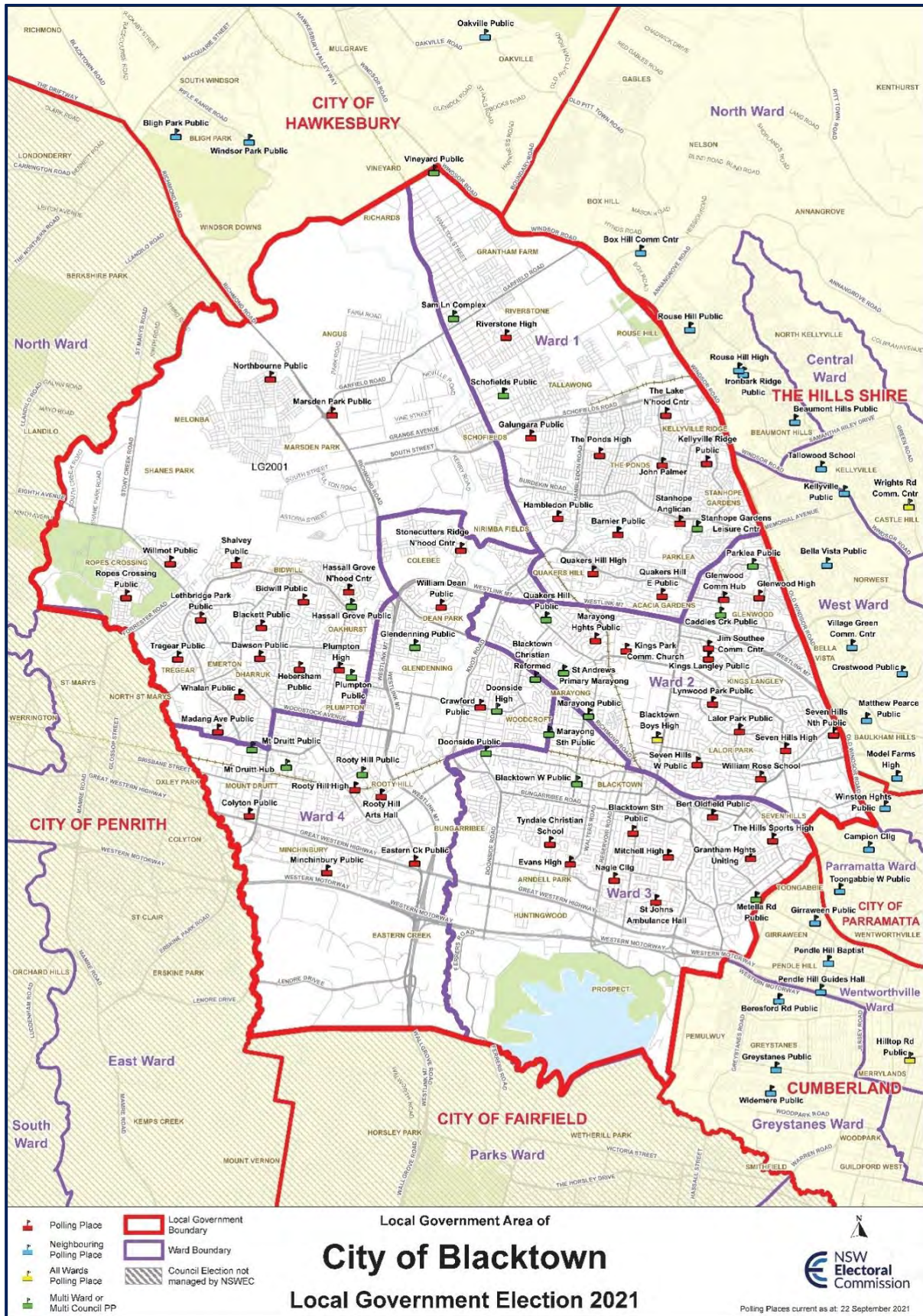
Election costs

- Invoiced election cost: \$95,893
- Cost per elector: \$15.54

NSW Electoral Commission website analytics

- 1,690 visitors to the Berrigan Shire Council election web page

Blacktown City Council



Election summary

Divided: Ward 1 | Ward 2 | Ward 3 | Ward 4 | Ward 5

Type of election conducted: Councillor (15 councillors to be elected, 3 from each ward)

Enrolment: 235,403 **Residential roll:** 235,400 **Non-residential roll:** 3

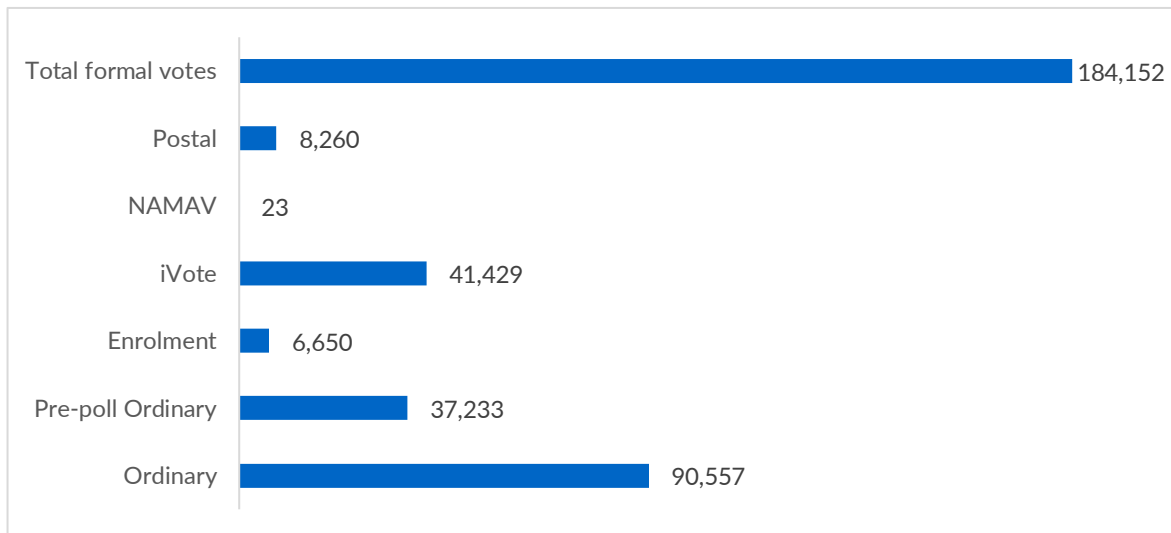
Councillor election total votes: 197,014 **Formal:** 184,152 (93.46%) **Informal:** 12,862 (6.53%)

Turnout rate: 83.68%

Elected councillors (Tuesday, 21 December 2021)

Ward	Councillor name	Affiliation
Ward 1	DIAZ Jess	
Ward 1	QUILKEY Christopher	Labor
Ward 1	SINGH Moninder	Labor
Ward 2	GRIFFITHS Julie	Labor
Ward 2	KAUR Kushpinder	Labor
Ward 2	STUBLEY Michael	
Ward 3	BENJAMIN Susai	Labor
Ward 3	COLLINS Kathie	Labor
Ward 3	GREEN Allan	Independent
Ward 4	CAMILLERI Peter	
Ward 4	FITZGERALD Bob	Labor
Ward 4	ISRAEL Carol	Labor
Ward 5	BLEASDALE Tony	Labor
Ward 5	BUNTING Brad	Labor
Ward 5	CHETTIPALLY Livingston	

Formal votes cast by vote type (all wards)



Apparent failure to vote notices issued: 32,494

Candidate nominations

Ward	Councillor name	Affiliation
Ward 1	DAHER Janine	
Ward 1	DIAZ Jess	
Ward 1	KUMAR Anil	Independent
Ward 1	KUMAR Mohit	
Ward 1	MILNE Damian	
Ward 1	PATHI Pradeep	
Ward 1	QUILKEY Christopher	Labor
Ward 1	RISTICEVIC Goran	
Ward 1	ROBERTS Allison	Labor
Ward 1	SINGH Moninder	Labor
Ward 2	COSGROVE Ryan	Independent
Ward 2	DHEDADIG ELLIOTT Frances	Labor
Ward 2	DUNLOP Kristin	
Ward 2	GRIFFITHS Julie	Labor

Ward	Councillor name	Affiliation
Ward 2	HAMMOND Ben	The Greens
Ward 2	HOBBS Len	The Greens
Ward 2	KAUR Kushpinder	Labor
Ward 2	MACARTNEY Zoe	
Ward 2	MOUNSEY Kristy	The Greens
Ward 2	PANT Mahesh	
Ward 2	RANDHAWA Kittu	Independent
Ward 2	STUBLEY Michael	
Ward 2	TYRRELL Bill	
Ward 3	ANWAR Anwar	Independent
Ward 3	BENJAMIN Susai	Labor
Ward 3	BHALLA Raman	
Ward 3	COLLINS Kathie	Labor
Ward 3	GREEN Allan	Independent
Ward 3	KUMAR Satish	Labor
Ward 3	MCMURRAY Tom	Independent
Ward 3	NEHME Ghassan	
Ward 3	RUBY Balvinder	
Ward 4	BARTOLOME Cesar	
Ward 4	BURNS Leigh	
Ward 4	CAMILLERI Peter	
Ward 4	FITZGERALD Bob	Labor
Ward 4	HANLON Rebel	Labor
Ward 4	ISRAEL Carol	Labor
Ward 4	POPOVIC Nik	
Ward 4	RAM Ravinesh	
Ward 4	SIGNO Timothy	
Ward 5	ALI Mohshin	

Ward	Councillor name	Affiliation
Ward 5	BLEASDALE Tony	Labor
Ward 5	BUNTING Brad	Labor
Ward 5	CHETTIPALLY Livingston	
Ward 5	DEL VILLAR Dorothy	Labor
Ward 5	GOBO Lisa	Independent
Ward 5	HUNTER John	Independent
Ward 5	JAJAW Wiltar	
Ward 5	KHALIL Joe	
Ward 5	KHAN Ammar	Independent
Ward 5	PERALTA Danilo	
Ward 5	RETTIG Katarzyna	Independent
Ward 5	SADOVAYA Anastasia	

Councillor nominations withdrawn or rejected

Ward	Rejected	Withdrawn
Ward 1	0	0
Ward 2	2	0
Ward 3	0	0
Ward 4	1	0
Ward 5	0	0

Election operations

Election day staffing

Position	Number
Declaration vote issuing officers	165
Deputy polling place managers	77
Election officials	771
Polling place managers	77
Total	1,090

Number of polling places

Type	Number
Pre-poll (early voting) centres	8
Election day polling places	77

Returning Officer's office

- Level 4, 83 Flushcombe Road, Blacktown NSW 2148

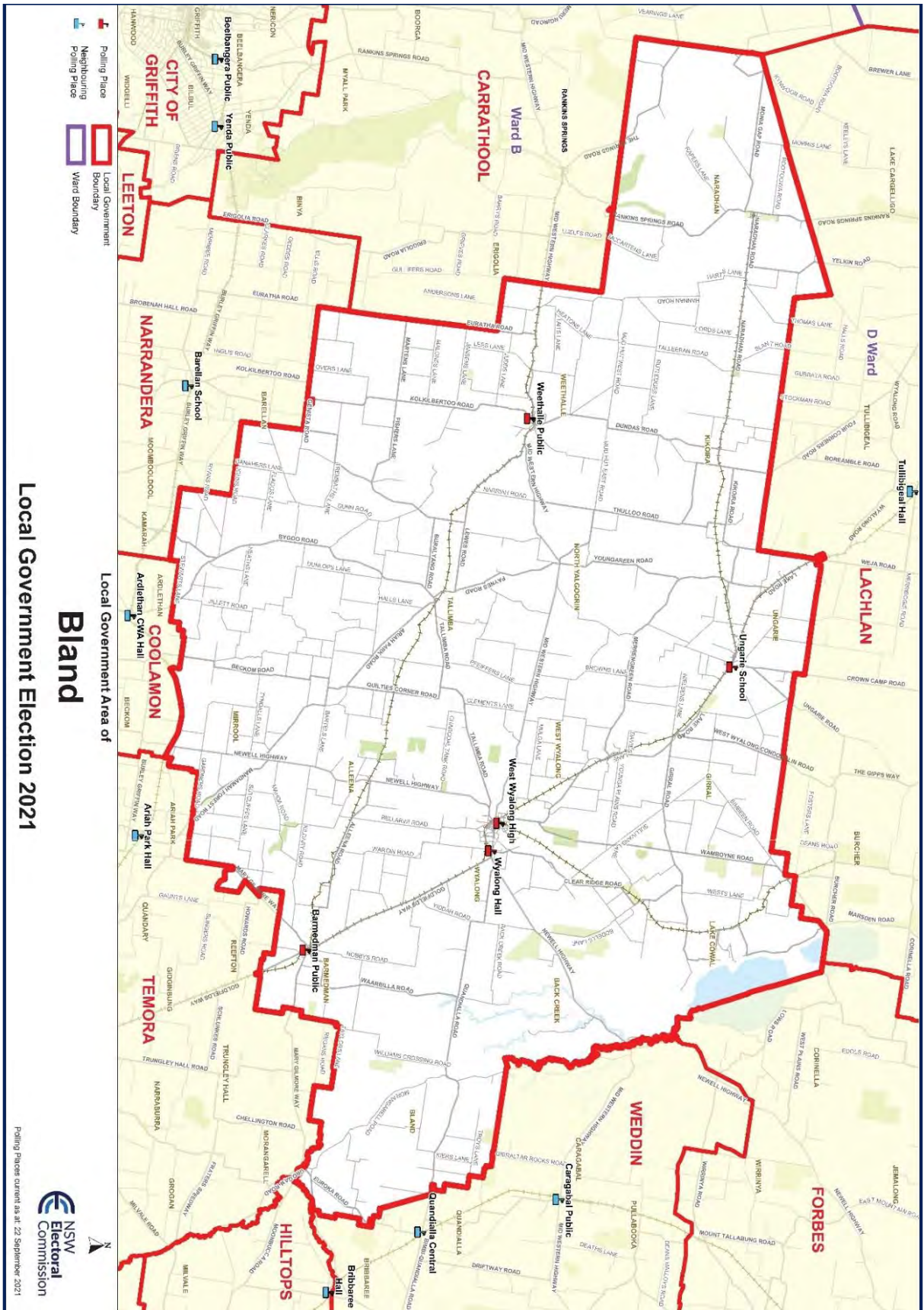
Election costs

- Invoiced election cost: \$1,566,355
- Cost per elector: \$6.65

NSW Electoral Commission website analytics

- 164,731 visitors to the Blacktown City Council election web page

Bland Shire Council



Election summary

Undivided council

Type of election conducted: Councillor (9 councillors to be elected)

Enrolment: 4,140 **Residential roll:** 4,133 **Non-residential roll:** 7

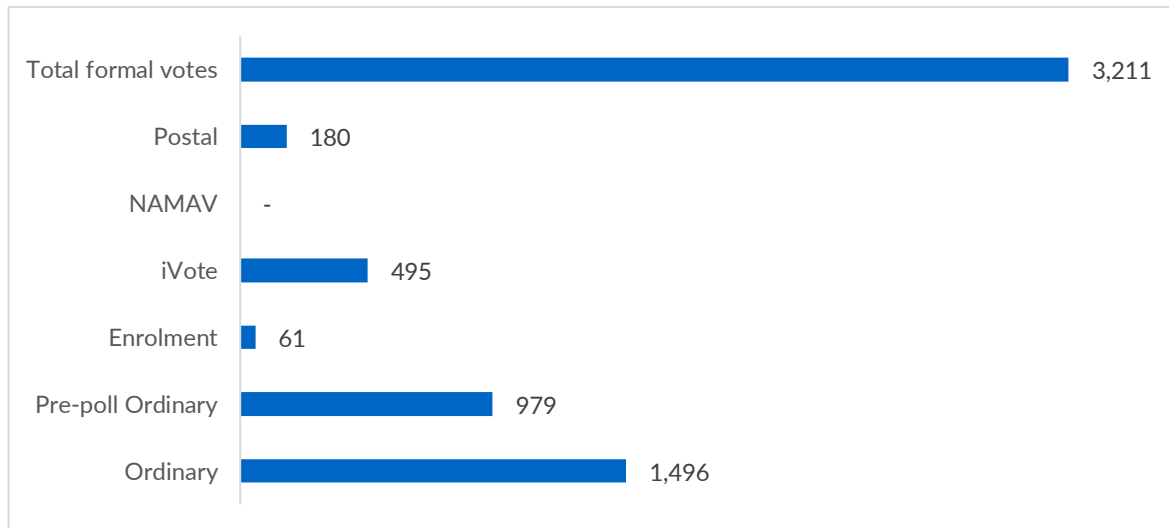
Councillor election total votes: 33,42 **Formal:** 3,211 (96.07%) **Informal:** 131 (3.919%)

Turnout rate: 80.71%

Elected councillors (Tuesday, 21 December 2021)

Councillor name	Affiliation
BAKER Bruce	
CLARK Monica	
CROWE Rodney	
FUNNELL Jill	
KEATLEY Kerron	
LORD Tony	
MCGLYNN Elizabeth	
MONAGHAN Brian	Independent
MOORE Roger	Independent

Formal votes cast by vote type



Apparent failure to vote notices issued: 590

Candidate nominations

Name	Affiliation
BAKER Bruce	
CLARK Monica	
CROWE Rodney	
FUNNELL Jill	
KEATLEY Kerron	
LORD Tony	
MCGLYNN Elizabeth	
MONAGHAN Brian	Independent
MOORE Roger	Independent
STANIFORTH Bradley	

Councillor nominations withdrawn or rejected: 1 rejected, 0 withdrawn

Election operations

Election day staffing

Position	Number
Declaration vote issuing officers	0
Deputy polling place managers	3
Election officials	16
Polling place managers	5
Total	24

Number of polling places

Type	Number
Pre-poll (early voting) centres	1
Election day polling places	5

Returning Officer's office

- 111 Kendal Street, Cowra NSW 2794

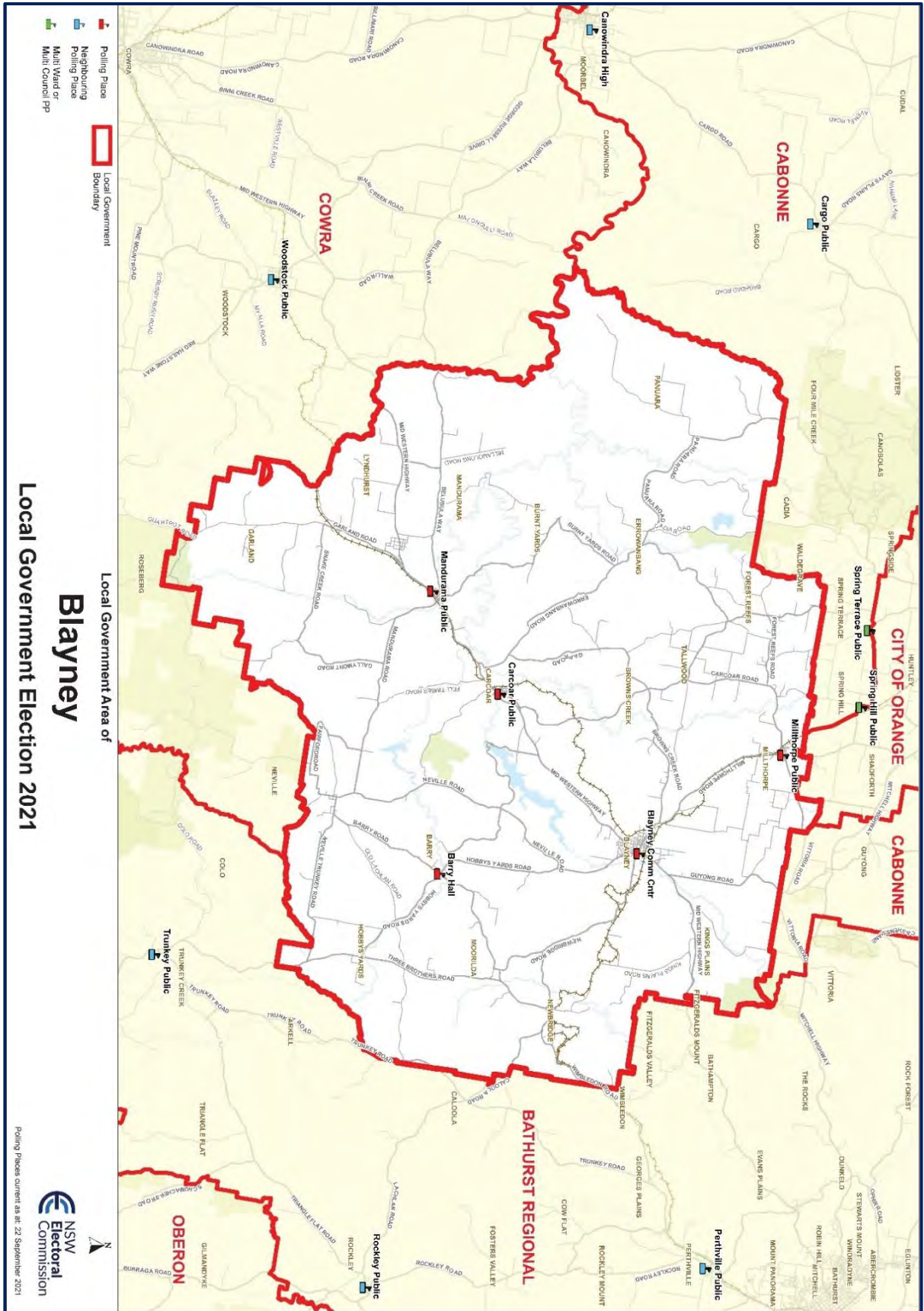
Election costs

- Invoiced election cost: \$63,054
- Cost per elector: \$15.23

NSW Electoral Commission website analytics

- 776 visitors to the Bland Shire Council election web page

Blayney Shire Council



Election summary

Undivided council

Type of election conducted: Councillor (7 councillors to be elected)

Enrolment: 5,453 **Residential roll:** 5,445 **Non-residential roll:** 8

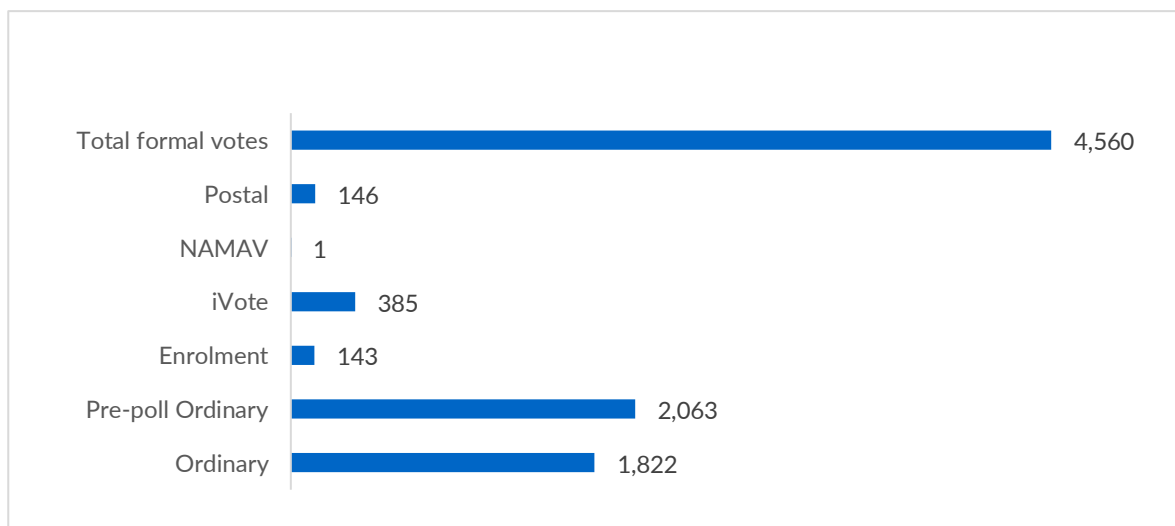
Councillor election total votes: 4,784 **Formal:** 4,560 (95.32%) **Informal:** 224 (4.68%)

Turnout rate: 87.73%

Elected councillors (Tuesday, 21 December 2021)

Councillor name	Affiliation
EWIN Allan	Independent
FERGUSON Scott	
GOSEWISCH Craig	Independent
NEWSTEAD John	Independent
PRYSE JONES Michelle	Independent
REYNOLDS Bruce	Independent
SOMERVILLE David	Independent

Formal votes cast by vote type



Apparent failure to vote notices issued: 523

Candidate nominations

Name	Affiliation
DORSETT Iris	
EWIN Allan	Independent
FERGUSON Scott	
GOSEWISCH Craig	Independent
NEWSTEAD John	Independent
PRYSE JONES Michelle	Independent
REYNOLDS Bruce	Independent
SOMERVILLE David	Independent

Councillor nominations withdrawn or rejected: 0 rejected, 0 withdrawn

Election operations

Election day staffing

Position	Number
Declaration vote issuing officers	2
Deputy polling place managers	5
Election officials	30
Polling place managers	5
Total	42

Number of polling places

Type	Number
Pre-poll (early voting) centres	2
Election day polling places	5

Returning Officer's office

- 171 Howick Street, Bathurst NSW 2795

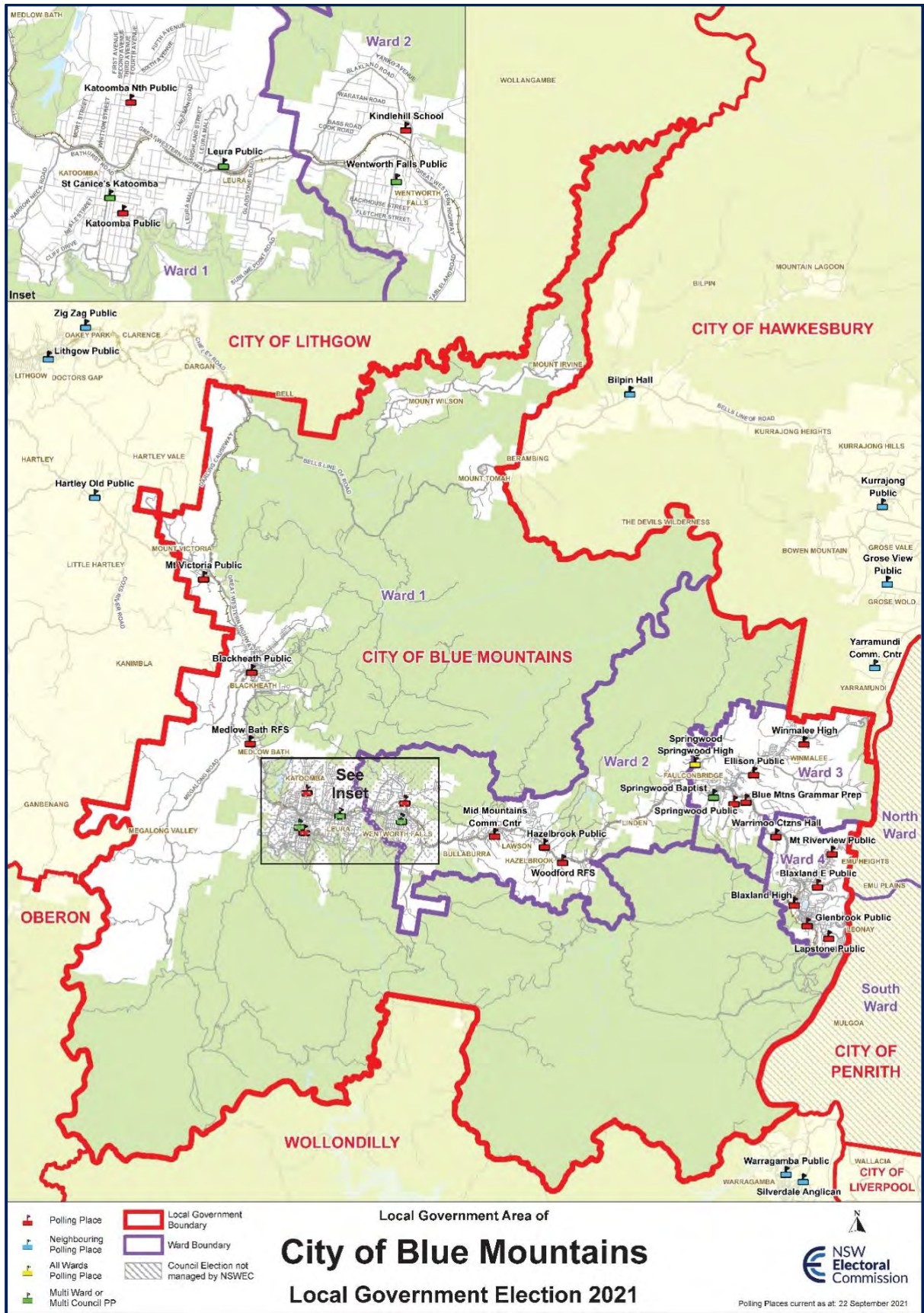
Election costs

- Invoiced election cost: \$61,176
- Cost per elector: \$11.22

NSW Electoral Commission website analytics

- 1,584 visitors to the Blayney Shire Council election web page

Blue Mountains City Council



Election summary

Divided: Ward 1 | Ward 2 | Ward 3 | Ward 4

Type of election conducted: Councillor (12 councillors to be elected, 3 from each ward)

Enrolment: 58,075 **Residential roll:** 58,064 **Non-residential roll:** 11

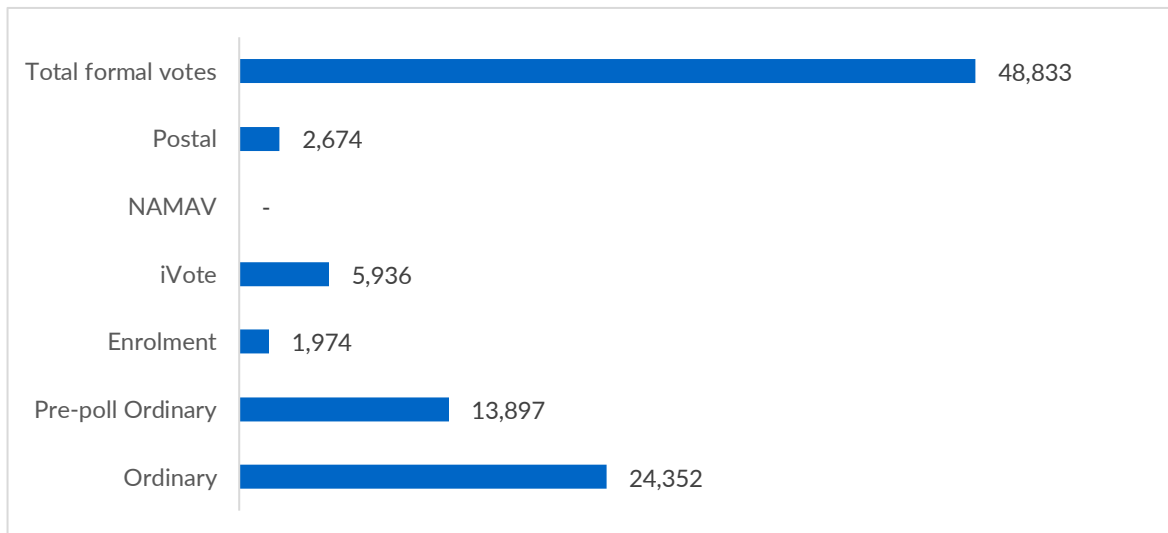
Councillor election total votes: 50,617 **Formal:** 48,833 (96.48%) **Informal:** 1,784 (3.52%)

Turnout rate: 87.15%

Elected councillors (results declared Tuesday, 21 December 2021)

Ward	Councillor name	Affiliation
Ward 1	REDSHAW Sarah	The Greens
Ward 1	SCHREIBER Kevin	Liberal
Ward 1	VAN OPDORP Suzie	Labor
Ward 2	HOARE Brent	The Greens
Ward 2	HOLLYWOOD Romola	Labor
Ward 2	WEST Claire	Labor
Ward 3	FELL Mick	Labor
Ward 3	MYLES Daniel	Independent
Ward 3	SAGE Roza	Liberal
Ward 4	CHRISTIE Brendan	Liberal
Ward 4	FISHER Nyree	Labor
Ward 4	GREENHILL Mark	Labor

Formal votes cast by vote type



Apparent failure to vote notices issued: 5,989

Candidate nominations

Ward	Name	Affiliation
Ward 1	BIRCH Kevin	Liberal
Ward 1	COX Bruce	Liberal
Ward 1	HERBERT Kathie	The Greens
Ward 1	MCGREGOR Donald	Labor
Ward 1	REDSHAW Sarah	The Greens
Ward 1	SCHREIBER Kevin	Liberal
Ward 1	SHRUBB Sarah	Labor
Ward 1	TASIRE Alandra	The Greens
Ward 1	VAN OPDORP Suzie	Labor
Ward 2	ARDILL Jan	The Greens
Ward 2	BENNETT Annette	Labor
Ward 2	BOWEN Margaret	Liberal
Ward 2	BROMILOW Joanne	Liberal
Ward 2	CLARK David	Independent
Ward 2	COLTMAN Helen	The Greens

Ward	Name	Affiliation
Ward 2	EVERINGHAM Michelle	Liberal
Ward 2	HOARE Brent	The Greens
Ward 2	HOLLYWOOD Romola	Labor
Ward 2	STREETER Susan	Independent
Ward 2	VAN DER KLEY Chris	Independent
Ward 2	WEST Claire	Labor
Ward 3	BEST Kieran	Liberal
Ward 3	COWPER Kim	Labor
Ward 3	FELL Mick	Labor
Ward 3	FRAZER Peter	Independent
Ward 3	LAWS Clare	Labor
Ward 3	LIU Kingsley	The Greens
Ward 3	MYLES Daniel	Independent
Ward 3	ORD Michael	The Greens
Ward 3	PRINCE Mark	Independent
Ward 3	SAGE Roza	Liberal
Ward 3	WILLIS Noel	The Greens
Ward 3	WOTHERSPOON Danny	Liberal
Ward 4	BOCKING Wade	Liberal
Ward 4	CHRISTIE Brendan	Liberal
Ward 4	CLIFFORD Helen	Labor
Ward 4	CURNOW Andrew	
Ward 4	FISHER Nyree	Labor
Ward 4	GREENHILL Mark	Labor
Ward 4	O'TOOLE Peter	
Ward 4	TWYFORD Matthew	Liberal

Councillor nominations withdrawn or rejected: 0 rejected, 0 withdrawn

Election operations

Election day staffing

Position	Number
Declaration vote issuing officers	28
Deputy polling place managers	24
Election officials	219
Polling place managers	24
Total	295

Number of polling places

Type	Number
Pre-poll (early voting) centres	3
Election day polling places	24

Returning Officer's office

- 81-83 Katoomba Street, Katoomba NSW 2780

Election costs

- Invoiced election cost: \$466,210
- Cost per elector: \$8.03

NSW Electoral Commission website analytics

- 30,216 visitors to the Blue Mountains City Council election web page

Election summary

Undivided council

Type of election conducted: Councillor (9 councillors to be elected)

Enrolment: 1,920 **Residential roll:** 1,918 **Non-residential roll:** 2

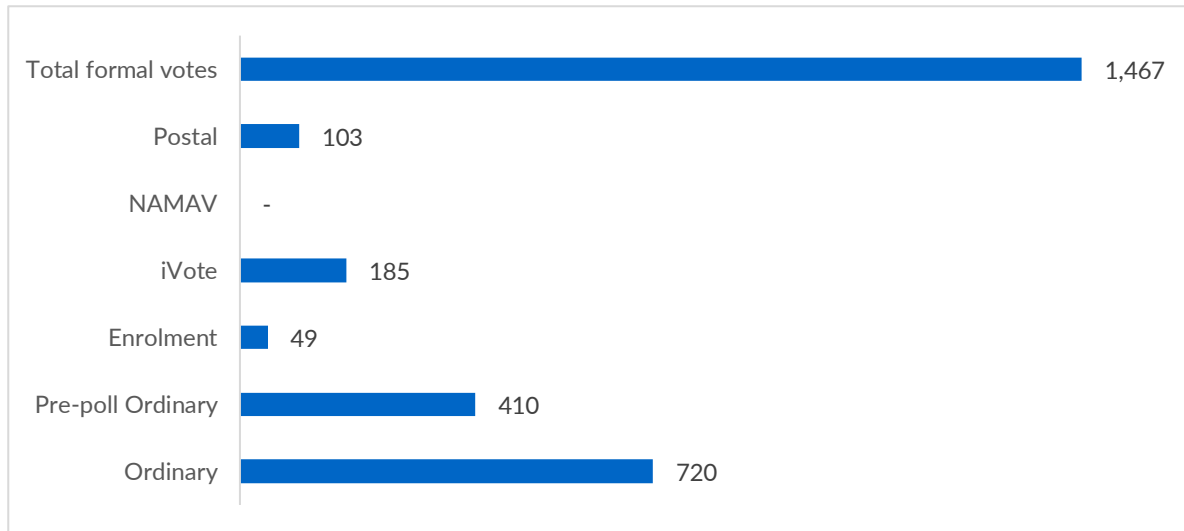
Councillor election total votes: 1,505 **Formal:** 1,467 (97.48%) **Informal:** 38 (2.52%)

Turnout rate: 78.39%

Elected councillors (results declared Tuesday, 21 December 2021)

Councillor name	Affiliation
BOAG Victoria	Independent
BRIGHT Karl	Independent
DEACON Greg	
DOUGLAS Jodi	Independent
ELIAS Tony	
JACKSON Graham	
MENZIES Douglas	
MILLIGAN Richard	
NEILL Glen	

Formal votes cast by vote type



Apparent failure to vote notices issued: 357

Candidate nominations

Name	Affiliation
BOAG Victoria	Independent
BRIGHT Karl	Independent
DEACON Greg	
DOUGLAS Jodi	Independent
DUTTON Veneta	
ELIAS Tony	
HOARE Michael	
JACKSON Graham	
MENZIES Douglas	
MILLIGAN Richard	
NEILL Glen	

Councillor nominations withdrawn or rejected: 0 rejected, 0 withdrawn

Election operations

Election day staffing

Position	Number
Declaration vote issuing officers	0
Deputy polling place managers	1
Election officials	8
Polling place managers	1
Total	10

Number of polling places

Type	Number
Pre-poll (early voting) centres	1
Election day polling places	1

Returning Officer's office

- 36 Linsley Street, Cobar NSW 2835

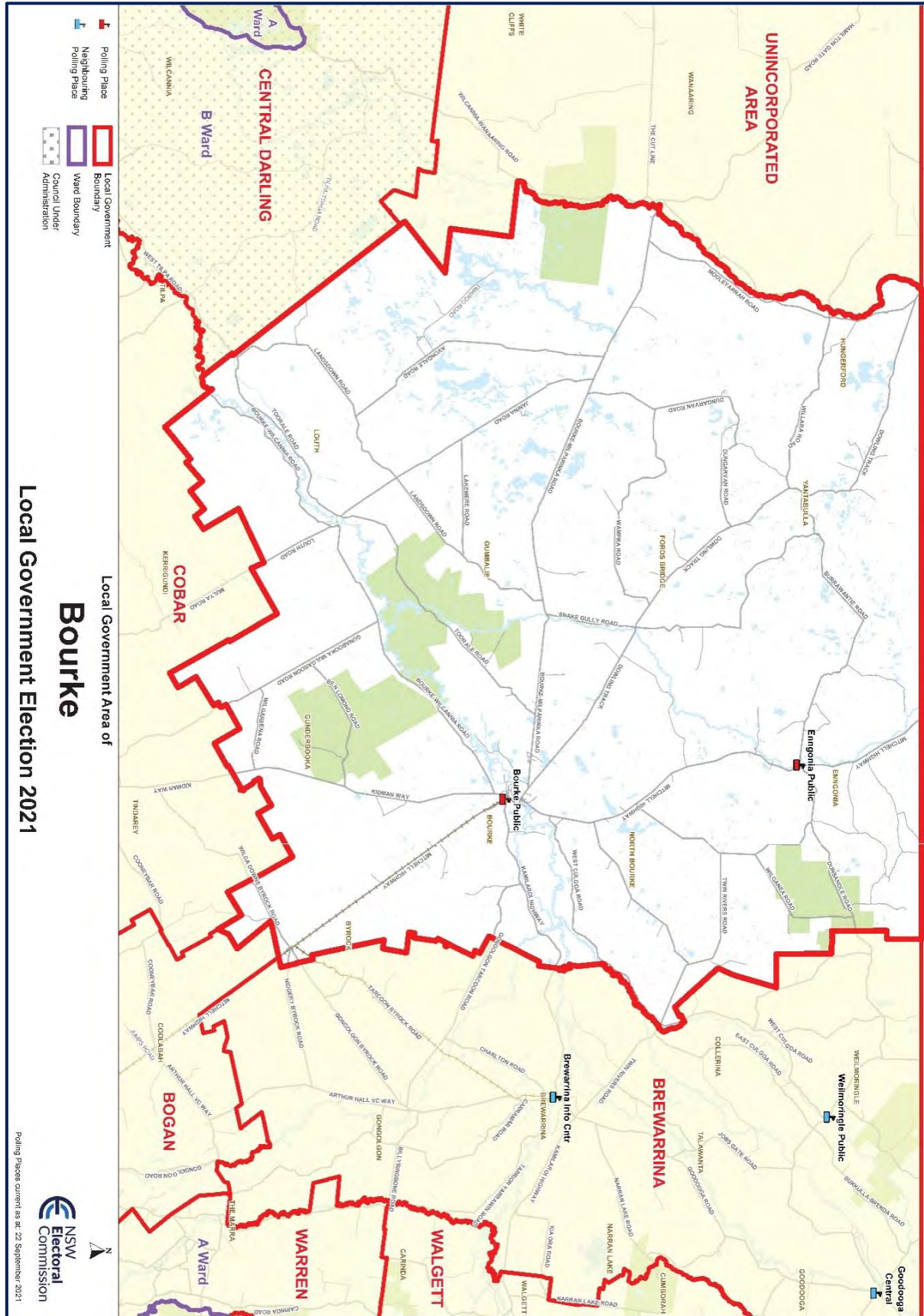
Election costs

- Invoiced election cost: \$34,561
- Cost per elector: \$18.00

NSW Electoral Commission website analytics

- 529 visitors to the Bogan Shire Council election web page

The Council of the Shire of Bourke



Election summary

Undivided council

Type of election conducted: Councillor (10 councillors to be elected)

Ten candidates nominated for the 10 councillor positions. All 10 nominated candidates were declared elected on Saturday, 4 December 2021 without the need for voting to be conducted.

Elected councillors (results declared Saturday, 4 December 2021)

Councillor name	Affiliation
BARTLEY Victor	Independent
BARTON Sarah	Independent
DAVIS Sally	
DORRINGTON Cec	
FORD Lachlan	Independent
HOLLMAN Barry	
RICE Samuel	Independent
RIDGE Grace	
RYAN Nathan	Independent
STUTSEL Bob	Independent

Councillor nominations withdrawn or rejected: 0 rejected, 1 withdrawn

Returning Officer's office

- 36 Linsley Street, Cobar NSW 2835

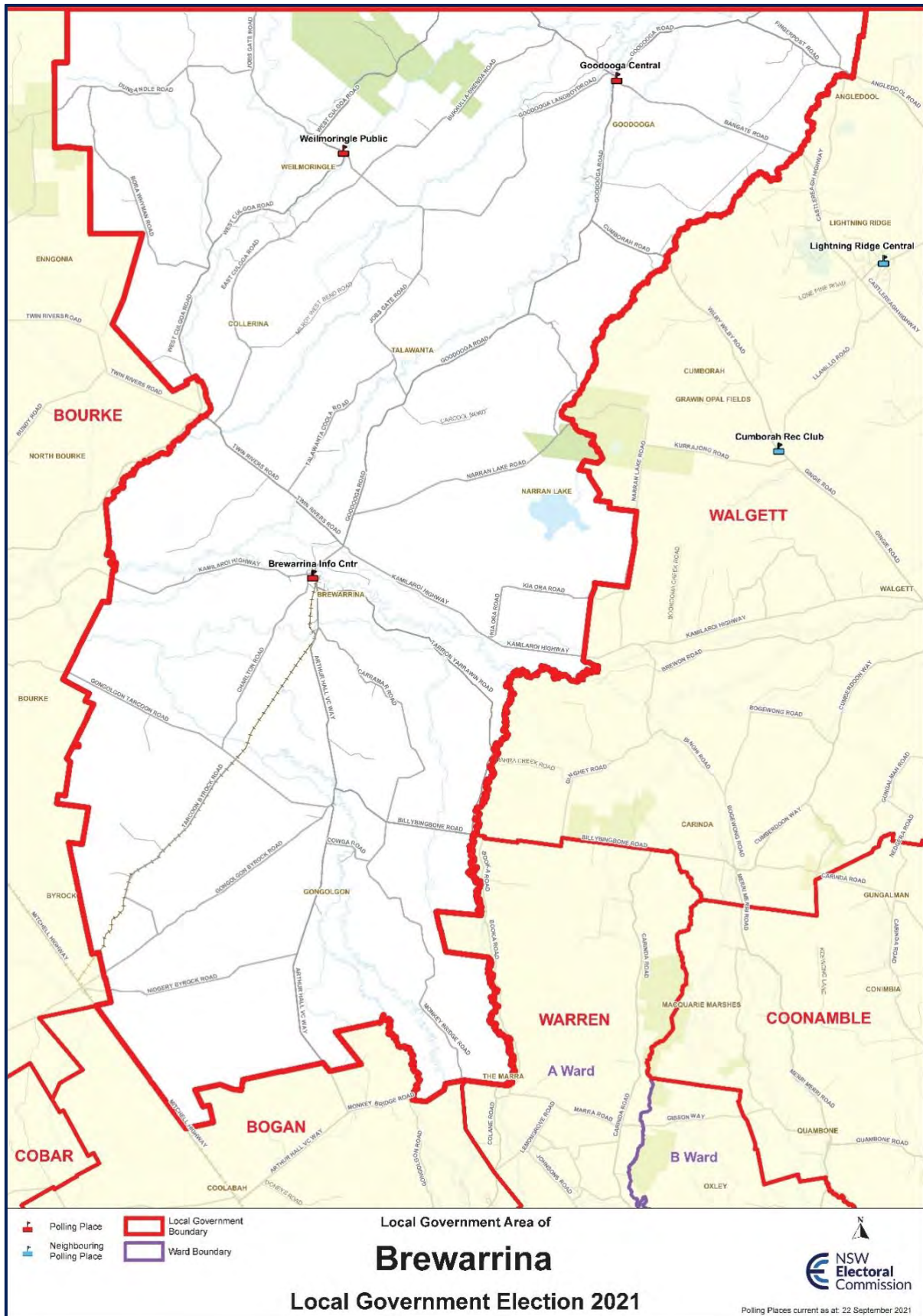
Election costs

- Invoiced election cost: \$25,580
- Cost per elector: \$14.41

NSW Electoral Commission website analytics

- 246 visitors to the Bourke Shire Council election web page

Brewarrina Shire Council



Election summary

Undivided council

Type of election conducted: Councillor (9 councillors to be elected)

Enrolment: 891 **Residential roll:** 891 **Non-residential roll:** 0

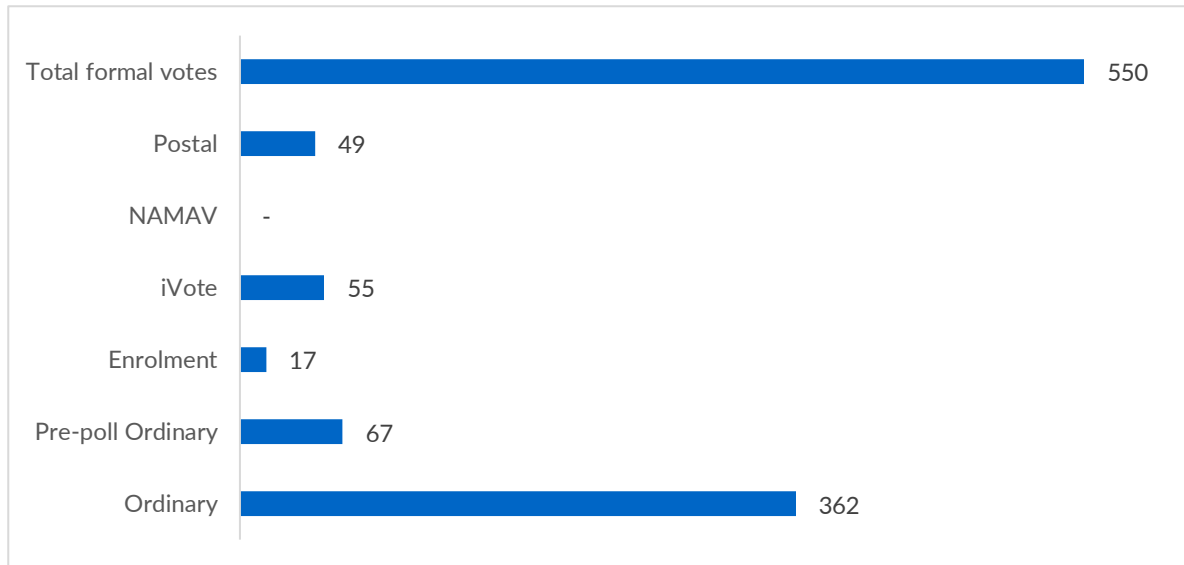
Councillor election total votes: 567 **Formal:** 550 (97%) **Informal:** 17 (3%)

Turnout rate: 63.64%

Elected councillors (result declared Tuesday, 21 December 2021)

Councillor name	Affiliation
BROWN Mark	
FRAIL Trish	The Greens
GORDON Douglas	Independent
GORDON Isaac	Independent
JEFFRIES Donna	
PIPPOS Angelo	
SHERIDAN Noel	Independent
SLACK-SMITH Vivian	Independent
STANTON Thomas	Independent

Formal votes cast by vote type



Apparent failure to vote notices issued: 282

Candidate nominations

Name	Affiliation
BROWN Mark	
FRAIL Trish	The Greens
GORDON Douglas	Independent
GORDON Isaac	Independent
JEFFRIES Donna	
PIPPOS Angelo	
SHEARER Lily	Independent
SHERIDAN Noel	Independent
SLACK-SMITH Vivian	Independent
STANTON Thomas	Independent

Councillor nominations withdrawn or rejected: 0 rejected, 0 withdrawn

Election operations

Election day staffing

Position	Number
Declaration vote issuing officers	0
Deputy polling place managers	3
Election officials	8
Polling place managers	3
Total	14

Number of polling places

Type	Number
Pre-poll (early voting) centres	1
Election day polling places	3

Returning Officer's office

- 37 Linsley Street, Cobar NSW 2836

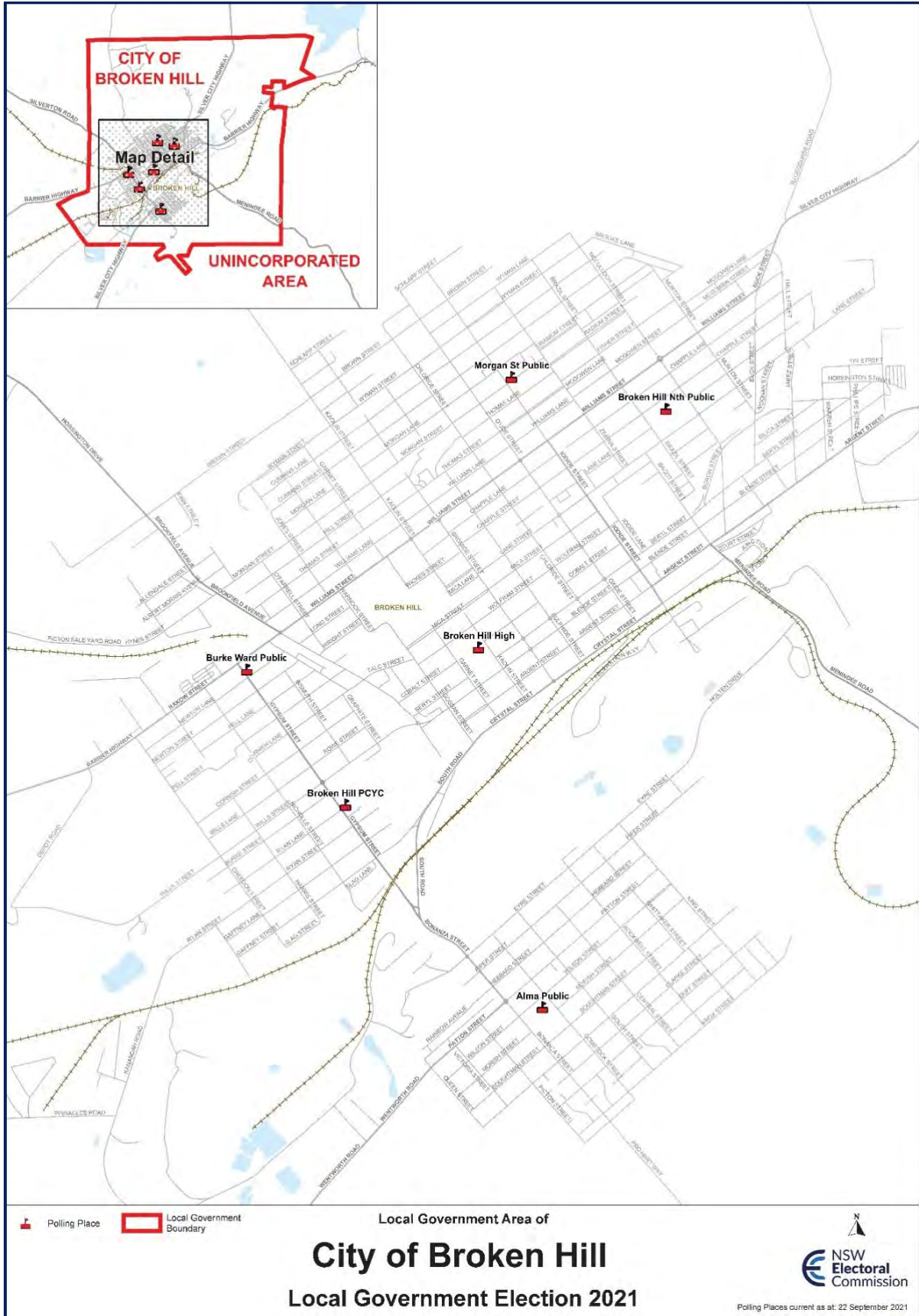
Election costs

- Invoiced election cost: \$24,989
- Cost per elector: \$28.05

NSW Electoral Commission website analytics

- 299 visitors to the Brewarrina Shire Council election web page

The Council of the City of Broken Hill



Election summary

Undivided council

Type of election conducted: Councillor (9 councillors to be elected) | Mayor

Enrolment: 13,344 **Residential roll:** 13,314 **Non-residential roll:** 30

Councillor election total votes: 11,127 **Formal:** 10,395 (93.42%) **Informal:** 732 (6.58%)

Turnout rate: 83.39%

Mayor election total votes: 11,084 **Formal:** 10,812 (97.55%) **Informal:** 272 (2.45%)

Turnout rate: 83.06%

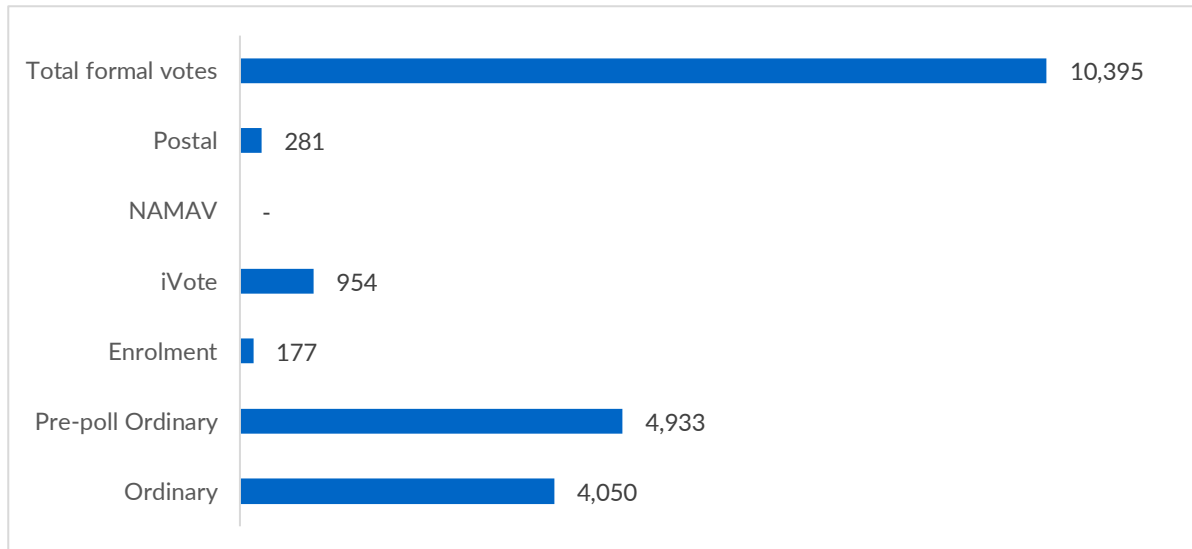
Elected mayor (result declared Tuesday, 21 December 2021)

KENNEDY Tom Independent

Elected councillors (result declared Thursday, 23 December 2021)

Councillor name	Affiliation
ALGATE Bob	Independent
BOLAND Micheal	Independent
BROWNE Marion	Labor
CHANDLER Alan	Independent
GALLAGHER Dave	Independent
HICKEY Jim	Independent
JEWITT Hayley	Independent
PAGE Ronald	Independent
TURLEY Darria	Labor

Formal votes cast by vote type



Apparent failure to vote notices issued: 1,867

Mayoral nominations

Name	Affiliation
GALLAGHER Dave	Independent
KENNEDY Tom	Independent
TURLEY Darria	Labour

Mayor nominations withdrawn or rejected: 0 rejected, 0 withdrawn

Candidate nominations

Name	Affiliation
ALGATE Bob	Independent
BARBE Gigi	Independent
BOLAND Micheal	Independent
BROWNE Marion	Labor
BYRNE Ashley	Labor
CHANDLER Alan	Independent
EDGECOMBE Blake	Labor
FELL Nathan	Labor

Name	Affiliation
GALLAGHER Dave	Independent
HICKEY Jim	Independent
JEWITT Hayley	Independent
KENNEDY Tom	Independent
LICUL Branko	Labor
MCCARTHY Matthew	Independent
PAGE Ronald	Independent
REARDON Dinny	Independent
REINCKE Patrick	Independent
TURLEY Darria	Labor

Councillor nominations withdrawn or rejected: 0 rejected, 0 withdrawn

Election operations

Election day staffing

Position	Number
Declaration vote issuing officers	0
Deputy polling place managers	6
Election officials	42
Polling place managers	6
Total	54

Number of polling places

Type	Number
Pre-poll (early voting) centres	1
Election day polling places	6

Returning Officer's office

- Shop 5 & 18-19, 5 Galena Street, Broken Hill NSW 2880

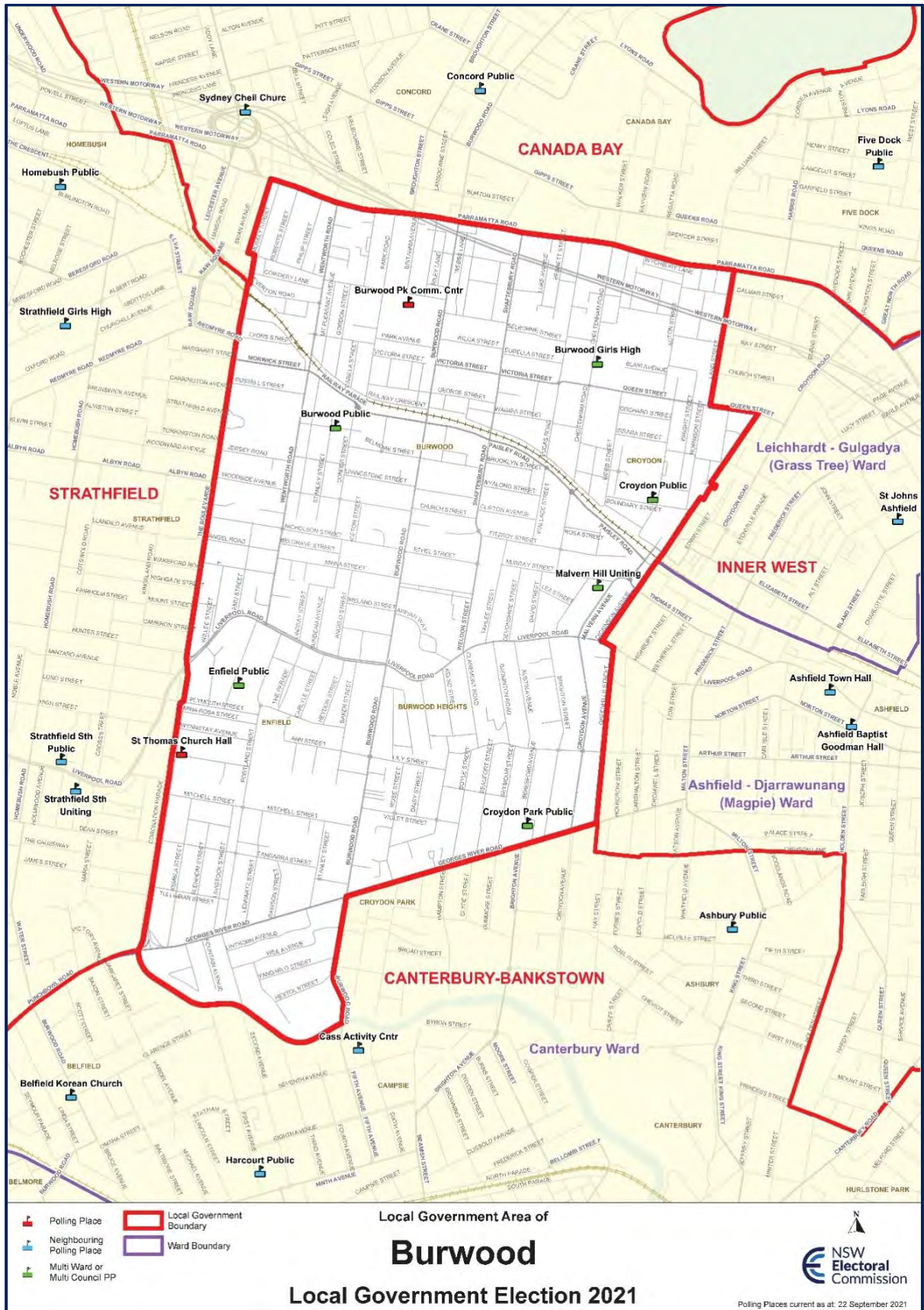
Election costs

- Invoiced election cost: \$175,536
- Cost per elector: \$13.15

NSW Electoral Commission website analytics

- 2,553 visitors to the Broken Hill City Council election web page

Burwood Council



Local Government Area of
Burwood
 Local Government Election 2021

NSW Electoral Commission
 Polling Places current as at 22 September 2021

Election summary

Undivided council

Type of election conducted: Councillor (6 councillors to be elected) | Mayor

Enrolment: 21,010 **Residential roll:** 21,000 **Non-residential roll:** 10

Councillor election total votes: 18,280 **Formal:** 17,250 (94.37%) **Informal:** 1,030 (5.63%)

Turnout rate: 87.01%

Mayor election total votes: 18,232 **Formal:** 17,797 (97.61%) **Informal:** 435 (2.39%)

Turnout rate: 86.78%

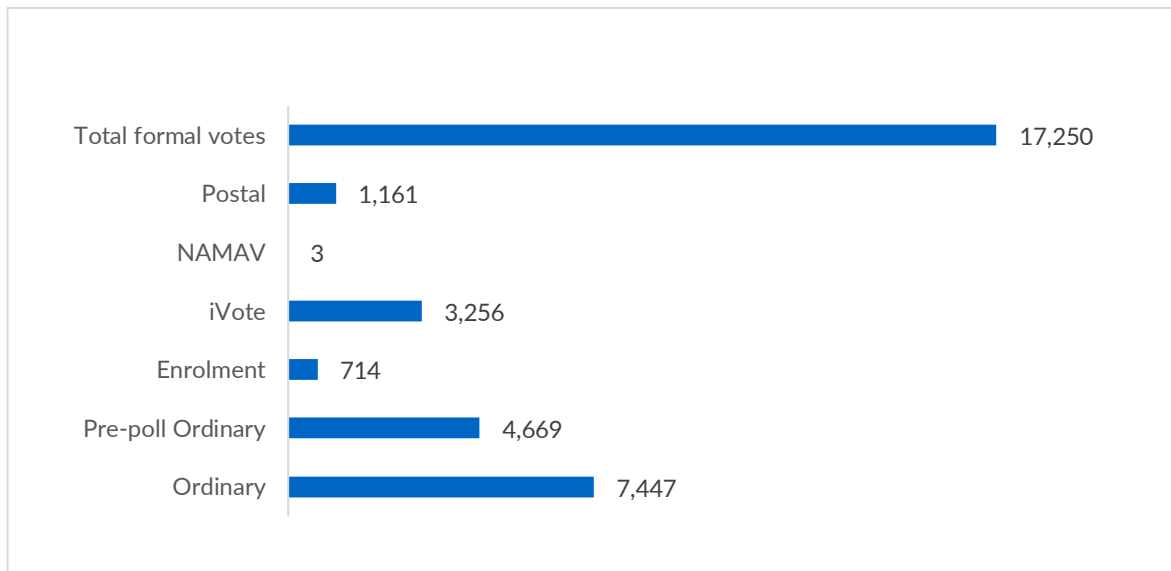
Elected mayor (result declared Tuesday 21 December 2021)

FAKER John, Labor

Elected councillors (result declared Thursday, 23 December 2021)

Councillor name	Affiliation
CRICHTON Heather	Labor
CUTCHER Ned	The Greens
ESBER Pascale	Labor
HULL David	Liberal
MANNAH George	Labor
ROBINSON Hugo	Liberal

Formal votes cast by vote type (councillor election)



Apparent failure to vote notices issued: 2,026

Mayoral nominations

Name	Affiliation
CUTCHER Ned	The Greens
FAKER John	Labor
HULL David	Liberal
MURRAY Alan	Independent

Mayor nominations withdrawn or rejected: 0 rejected, 0 withdrawn

Candidate nominations

Name	Affiliation
BALADI John-Paul	Liberal
CRICHTON Heather	Labor
CUTCHER Ned	The Greens
EATON Ruth	The Greens
ESBER Pascale	Labor
FAKER John	Labor
FOO C	Independent

Name	Affiliation
GAO Dongni	Independent
GRAY Chris	Labor
HARVEY Paul	The Greens
HULL David	Liberal
JI Zhen (James)	Independent
LEE Howard	Independent
MANNAH George	Labor
MIDDLETON Laura	Liberal
MURRAY Alan	Independent
RAUF Mashiya	Labor
ROBINSON Hugo	Liberal
WEI Wei-Hao	Independent
YANG Alex	Labor
YOGANATHAN Niro	
YOUNG Philip	Independent

Councillor nominations withdrawn or rejected: 1 rejected, 0 withdrawn

Election operations

Election day staffing

Position	Number
Declaration vote issuing officers	13
Deputy polling place managers	8
Election officials	73
Polling place managers	8
Total	102

Number of polling places

Type	Number
Pre-poll (early voting) centres	1
Election day polling places	8

Returning Officer's office

- 52 Hampstead Road, Homebush West NSW 2140

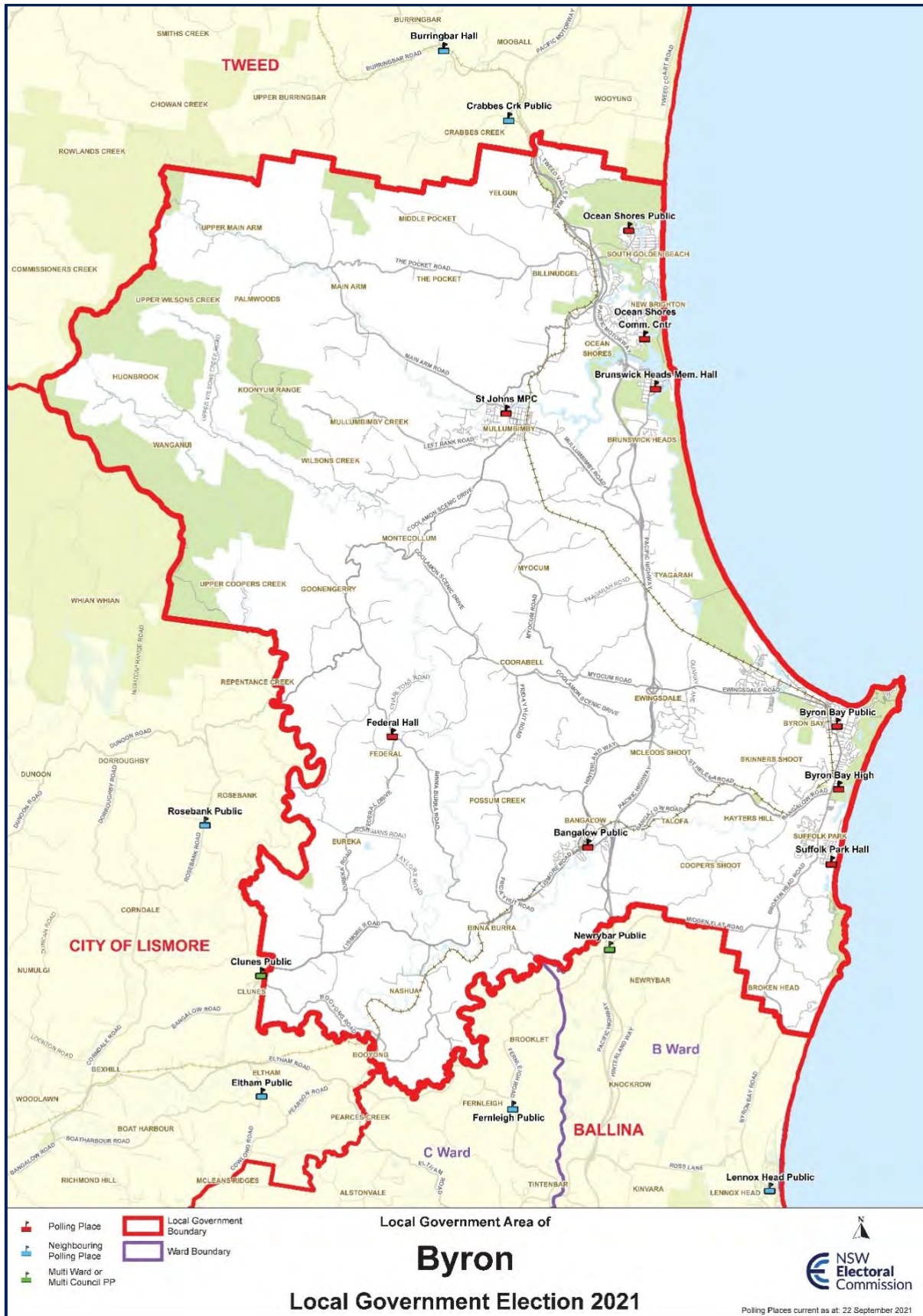
Election costs

- Invoiced election cost: \$207,823
- Cost per elector: \$9.89

NSW Electoral Commission website analytics

- 12,598 visitors to the Burwood Council election web page

Byron Shire Council



Election summary

Undivided council

Type of election conducted: Councillor (8 councillors to be elected) | Mayor

Enrolment: 25,414 **Residential roll:** 25,398 **Non-residential roll:** 16

Councillor election total votes: 18,756 **Formal:** 17,735 (94.56%) **Informal:** 1,021 (5.44%)

Turnout rate: 73.80%

Mayor election total votes: 18,732 **Formal:** 18,165 (96.97%) **Informal:** 567 (3.03%)

Turnout rate: 73.71%

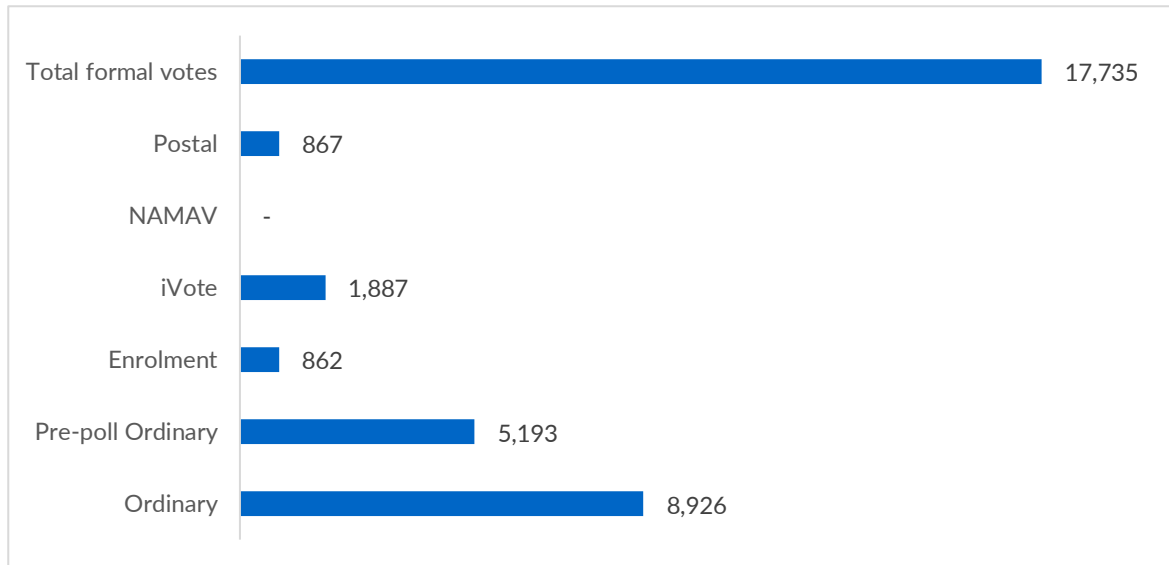
Elected mayor (result declared Tuesday 21 December 2021)

LYON Michael, Independent

Elected councillors (result declared Thursday, 23 December 2021)

Councillor name	Affiliation
BALSON Sama	Independent
COOREY Cate	Independent
DEY Duncan	The Greens
HUNTER Alan	Independent
NDIAYE Sarah	The Greens
PUGH Asren	Labor
SWIVEL Mark	Independent
WESTHEIMER Peter	Independent

Formal votes cast by vote type (councillor election)



Apparent failure to vote notices issued: 5,780

Mayoral nominations

Name	Affiliation
ANDERSON John	
CLARKE Bruce	Independent
COOREY Cate	Independent
DEY Duncan	The Greens
HUNTER Alan	Independent
LYON Michael	Independent
MCILRATH Christopher	
PUGH Asren	Labor
SWIVEL Mark	Independent

Mayor nominations withdrawn: 1 rejected, 0 withdrawn

Candidate nominations

Name	Affiliation
ANDERSON John	
BALSON Sama	Independent
CHAMBERLAIN Kaylene	Labor
CLARKE Bruce	Independent
COHEN Ian	The Greens
COOREY Cate	Independent
DELLER Gary	Independent
DEY Duncan	The Greens
DOHERTY Peter	Labor
FILIPPELLO Bruno	
FRANZ Melanie	Labor
GOODRICK Kim	Independent
HACKETT Jan	Labor
HANCKEL-SPICE Xavier	Independent
HART Fran	Independent
HOLT Rhett	
HUNTER Alan	Independent
KAY Delta	Independent
KHOSID Janine	Independent
LYON Michael	Independent
MARTIN Jeannette	Independent
MELDRUM Julie	Independent
MORRIS Bronwyn	Independent
NDIAYE Sarah	The Greens
O'REILLY Matthew	The Greens
PUGH Asren	Labor
SCOTT Venetia	Independent
SMYTHE Jessica	Independent
STIRTON Susan	

Name	Affiliation
SWIVEL Mark	Independent
WATSON Linda	Labor
WESTHEIMER Peter	Independent

Councillor nominations withdrawn or rejected: 1 rejected, 2 withdrawn

Election operations

Election day staffing Byron

Position	Number
Declaration vote issuing officers	12
Deputy polling place managers	11
Election officials	83
Polling place managers	11
Total	117

Number of polling places

Type	Number
Pre-poll (early voting) centres	1
Election day polling places	11

Returning Officer's office

- 55 Dalley Street, Mullumbimby NSW 2482

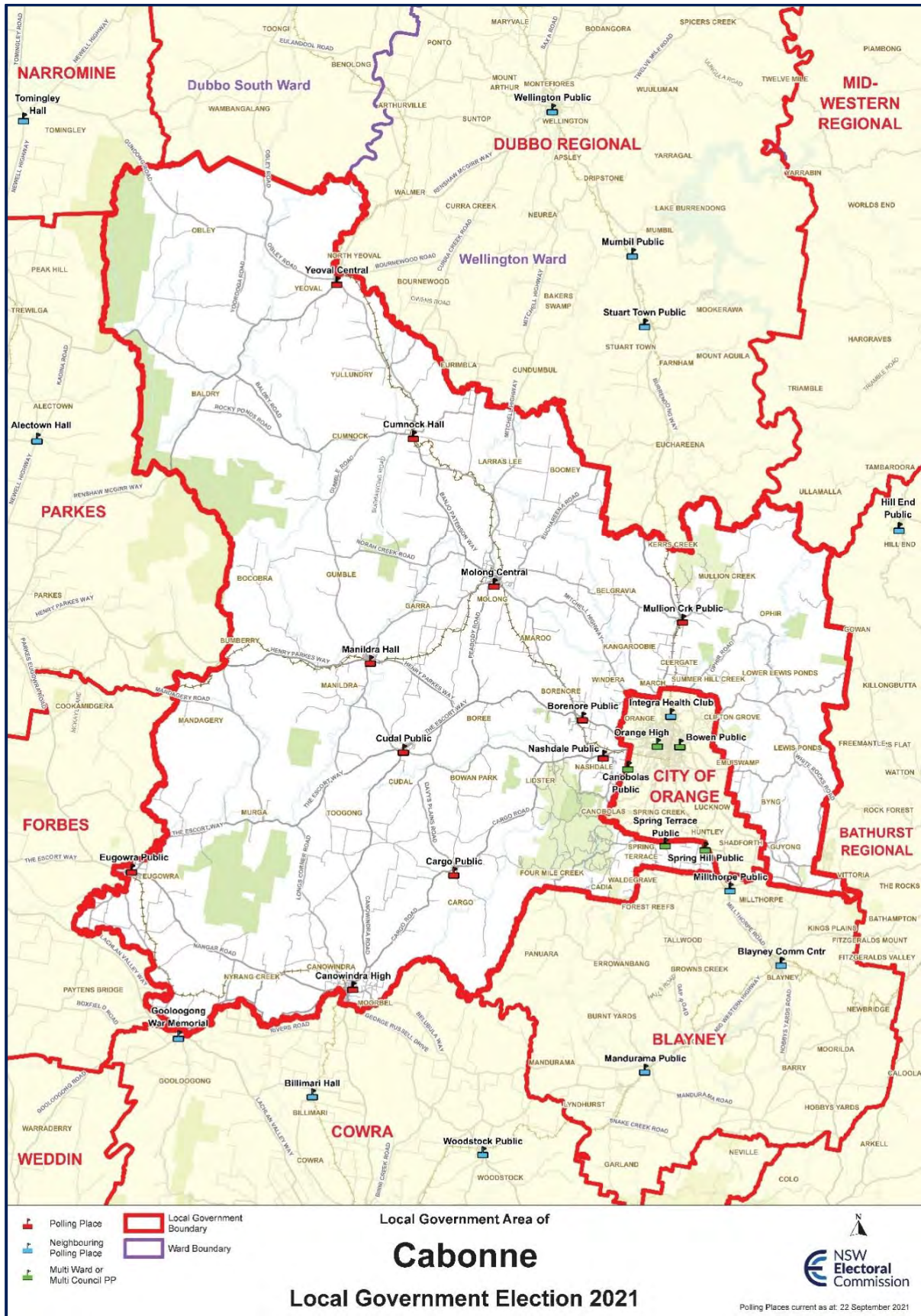
Election costs

- Invoiced election cost: \$220,069
- Cost per elector: \$8.66

NSW Electoral Commission website analytics

- 8,477 visitors to the Byron Shire Council election web page

Cabonne Council



Election summary

Undivided council

Type of election conducted: Councillor (9 councillors to be elected)

Enrolment: 10,062 **Residential roll:** 10,058 **Non-residential roll:** 4

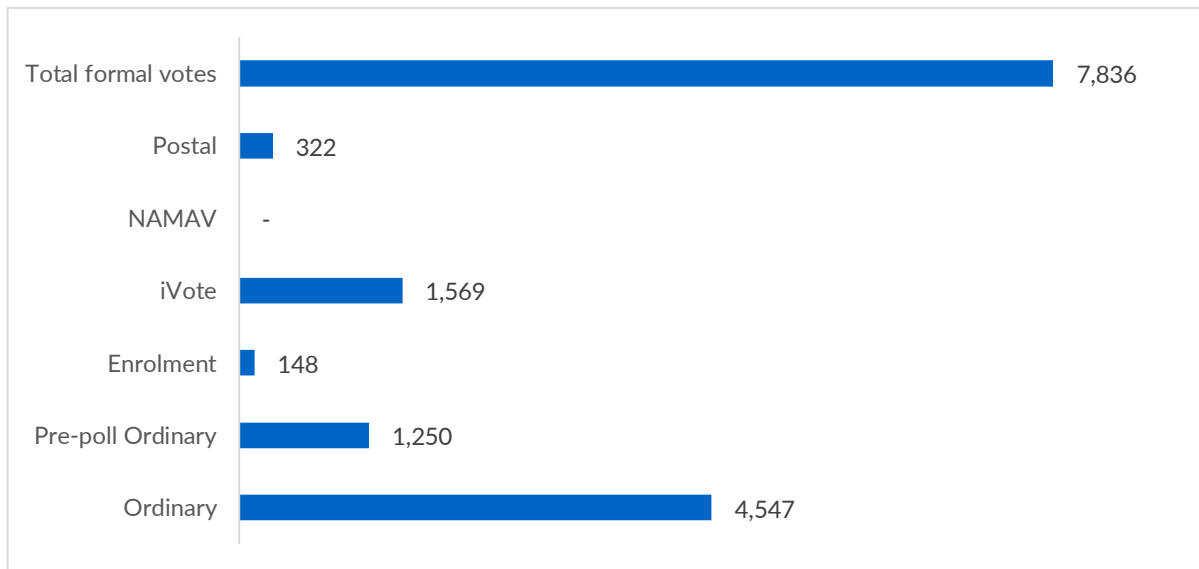
Councillor election total votes: 8,454 **Formal:** 7,836 (92.69%) **Informal:** 618 (7.31%)

Turnout rate: 84.02%

Elected councillors (result declared Tuesday, 21 December 2021)

Councillor name	Affiliation
BATTEN Peter	Independent
BEATTY Kevin	Independent
JONES Jamie	Independent
NASH Marlene	Independent
O'RYAN Kathryn	
OLDHAM Libby	Independent
PULL Andrew	
RAWSON Andrew	Independent
WEAVER Jenny	

Formal votes cast by vote type



Apparent failure to vote notices issued: 1,213

Candidate nominations

Name	Affiliation
BATTEN Peter	Independent
BEATTY Kevin	Independent
JONES Jamie	Independent
MULLINS Paul	
NASH Marlene	Independent
O'RYAN Kathryn	
OLDHAM Libby	Independent
PEARSON Aaron	Independent
PULL Andrew	
RAWSON Andrew	Independent
TREAVORS Gregory	Independent
WALKER Kevin	
WEAVER Jenny	

Councillor nominations withdrawn or rejected: 0 rejected, 0 withdrawn

Election operations

Election day staffing

Position	Number
Declaration vote issuing officers	0
Deputy polling place managers	16
Election officials	51
Polling place managers	16
Total	83

Number of polling places

Type	Number
Pre-poll (early voting) centres	2
Election day polling places	16

Returning Officer's office

- 123 Endsleigh Avenue, Orange NSW 2800

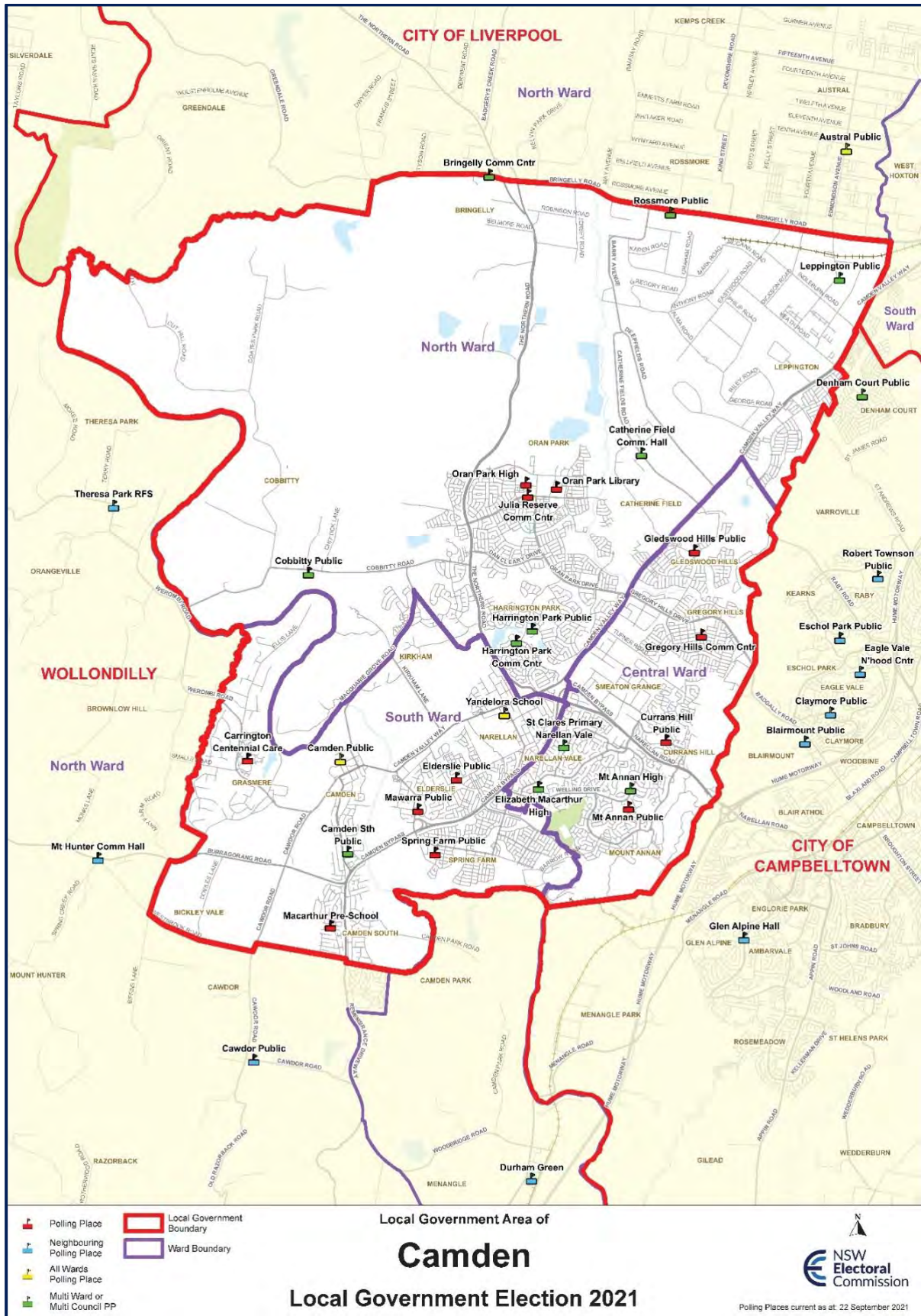
Election costs

- Invoiced election cost: \$128,204
- Cost per elector: \$12.74

NSW Electoral Commission website analytics

- 3,945 visitors to the Cabonne Shire Council election web page

Camden Council



Election summary

Divided: Central Ward | North Ward | South Ward

Type of election conducted: Councillor (9 councillors to be elected, 3 from each ward)

Enrolment: 75,890 **Residential roll:** 75,882 **Non-residential roll:** 8

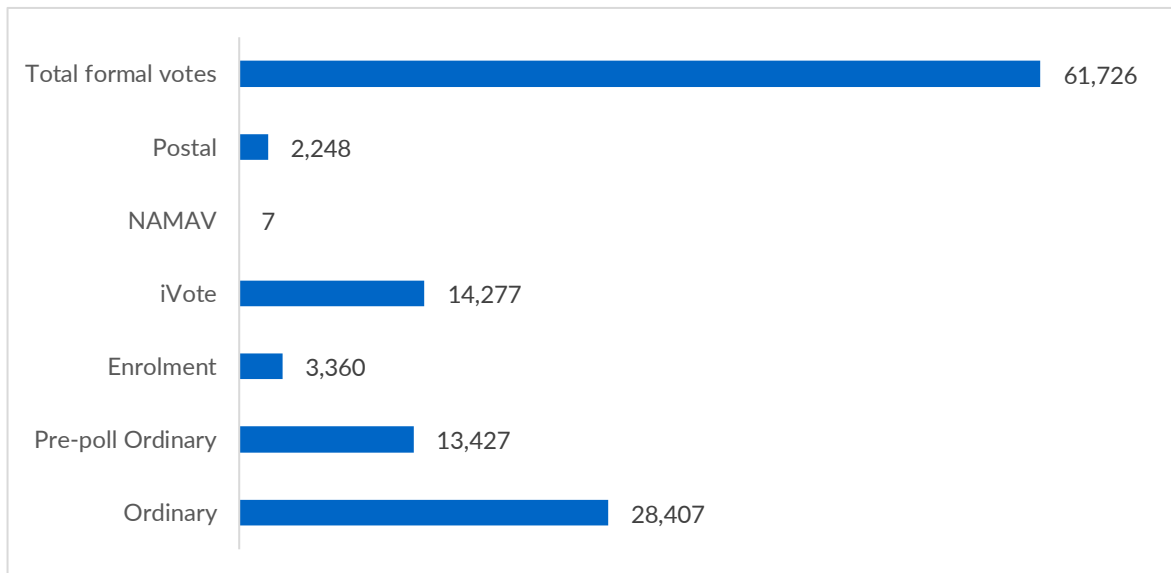
Councillor election total votes: 65,263 **Formal:** 61,726 (94.58%) **Informal:** 3,537 (5.42%)

Turnout rate: 86%

Elected councillors (result declared Tuesday, 21 December 2021)

Ward	Councillor name	Affiliation
Central Ward	CAGNEY Ashleigh	Labor
Central Ward	FEDELI Therese	Liberal
Central Ward	McLEAN Peter	Independent
North Ward	CAGNEY Cindy	Labor
North Ward	DOMMARAJU Usha	Liberal
North Ward	SYMKOWIAK Lara	Liberal
South Ward	CAMPBELL Eva	Independent
South Ward	FARROW Paul	Labor

Formal votes cast by vote type



Apparent failure to vote notices issued: 9,566

Candidate nominations

Ward	Name	Affiliation
Central Ward	BEST Rohan	Liberal
Central Ward	CAGNEY Ashleigh	Labor
Central Ward	CROSS Sue	Independent
Central Ward	DEWBERRY Deborah	Liberal
Central Ward	FEDELI Therese	Liberal
Central Ward	JAMIESON Sharlene	Labor
Central Ward	MACKENZIE Lachlan	Labor
Central Ward	McLEAN Peter	Independent
Central Ward	NETHERCOTE David	Independent
North Ward	ASSAAD Kadeja	Shooters, Fishers and Farmers
North Ward	CAGNEY Cindy	Labor
North Ward	DOMMARAJU Usha	Liberal
North Ward	FAROOQ Muhammad	Independent
North Ward	JEPPESEN Sean	Independent
North Ward	LAW Tony	Liberal

Ward	Name	Affiliation
North Ward	MARTIN Louise	Independent
North Ward	MARTIN Matthew	Independent
North Ward	QUINNELL Sally	Labor
North Ward	SAMNAN Syed	Labor
North Ward	SYMKOWIAK Lara	Liberal
North Ward	ZAMAN Haseen	Independent
North Ward	ZAMAN Sarah	Independent
North Ward	ZAMAN Savrina	Independent
South Ward	CAMPBELL Eva	Independent
South Ward	CHAMPION Aoife	Labor
South Ward	FARROW Paul	Labor
South Ward	HART Keith	Independent
South Ward	JACKSON Mick	Independent
South Ward	LEEMEN Jill	Independent
South Ward	SMITH John	Liberal
South Ward	STAIT-GARDNER Harry	Labor
South Ward	TARELA-MOYES Valerie	Independent
South Ward	YOUNAN Anna	Liberal
South Ward	ZAMMIT Russell	Liberal

Councillor nominations withdrawn or rejected: 0 rejected, 0 withdrawn

Election operations

Election day staffing

Position	Number
Declaration vote issuing officers	63
Deputy polling place managers	26
Election officials	263
Polling place managers	26
Total	378

Number of polling places

Type	Number
Pre-poll (early voting) centres	3
Election day polling places	26

Returning Officer's office

- 40 Oxley Street, Camden NSW 2570

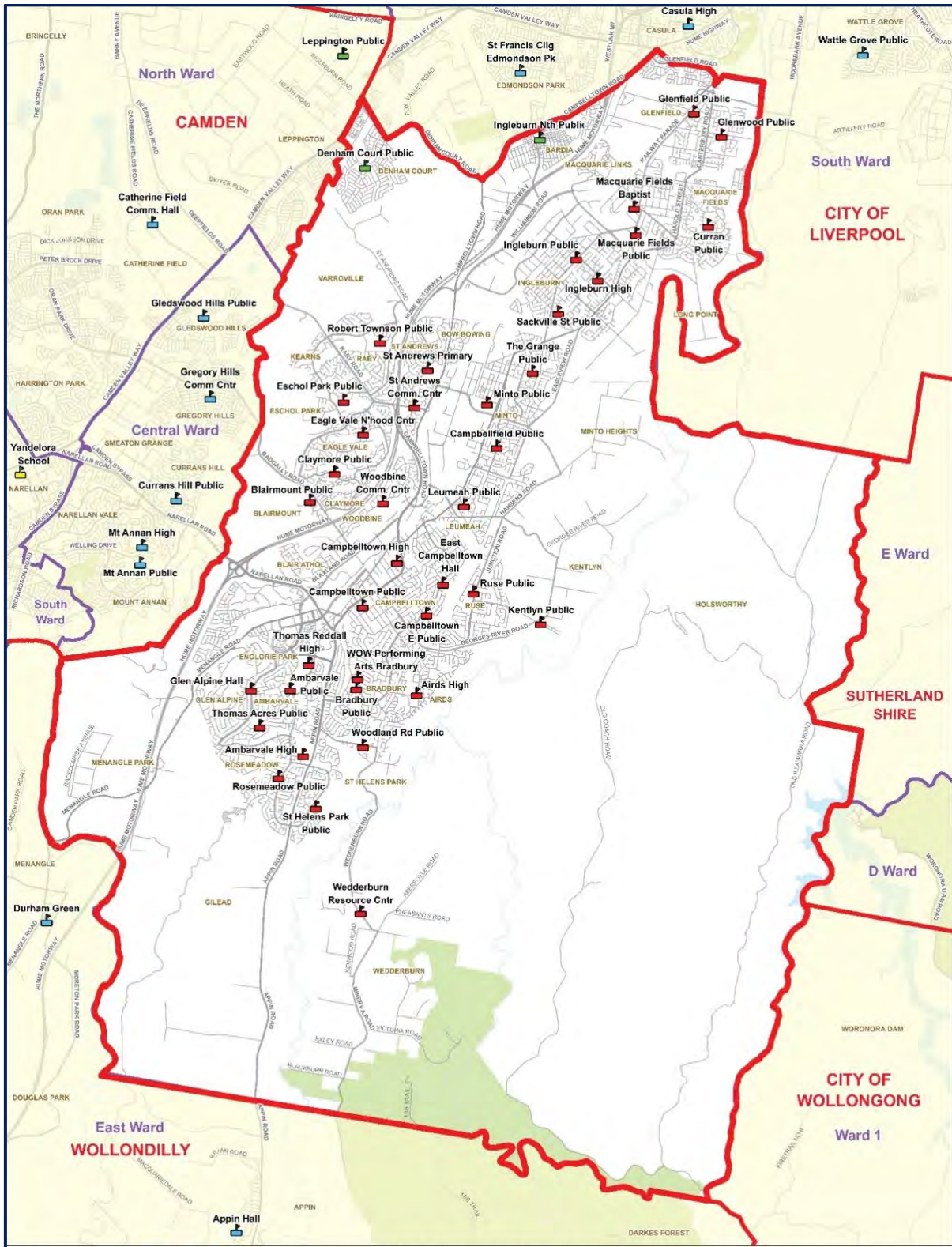
Election costs

- Invoiced election cost: \$451,740
- Cost per elector: \$5.95

NSW Electoral Commission website analytics

- 36,883 visitors to the Camden Council election web page

Campbelltown City Council



- Polling Place
- Neighbouring Polling Place
- All Wards Polling Place
- Multi Ward or Multi Council PP
- Local Government Boundary
- Ward Boundary

Local Government Area of
City of Campbelltown
 Local Government Election 2021



Polling Places current as at: 22 September 2021

Election summary

Undivided council

Type of election conducted: Councillor (15 councillors to be elected)

Enrolment: 112,968 **Residential roll:** 112,962 **Non-residential roll:** 6

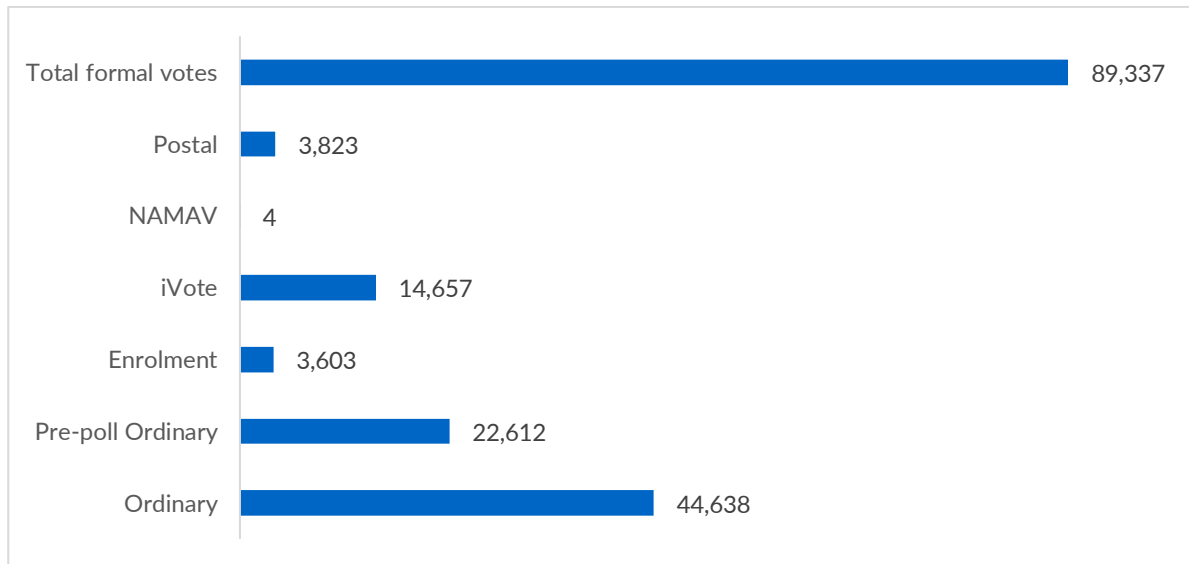
Councillor election total votes: 95,348 **Formal:** 89,337 (93.70%) **Informal:** 6,011 (6.30%)

Turnout rate: 84.40%

Elected councillors (result declared Wednesday, 22 December 2021)

Councillor name	Affiliation
BRTICEVIC George	Labor
CHEW John	Liberal
CHIVERS Margaret	Labor
CHOWDHURY Masood	Labor
COTTER Joshua	Community First Team
GEORGE Marian	Liberal
GREISS George	Liberal
HUNT Karen	Labor
KHALIL Muhamad (Masud)	Independent
LOUND Darcy	Labor
MANOTO Rey	Labor
MORRISON Warren	Totally Locally Committed Party
MUNRO Riley	Liberal
OATES Meg	Labor
STELLINO Matt	Animal Justice Party

Formal votes cast by vote type



Apparent failure to vote notices issued: 15,935

Name	Affiliation
ABNES Stanley	Totally Locally Committed Party
ALLEN Mick	Independent
BARTLETT Sandy	Independent
BICKNELL Lisa	Animal Justice Party
BORG Mathew	Totally Locally Committed Party
BORG Nicholas	Totally Locally Committed Party
BORG Paul	Totally Locally Committed Party
BOWEN Alexis	Independent
BRTICEVIC George	Labor
CALLARD Michelle	The Greens
CARBONE Lauren	Totally Locally Committed Party
CARROLL Stephen	Community First Team
CAUSE Samantha	Animal Justice Party
CHAND Mukesh	Independent
CHEW John	Liberal
CHIVERS Margaret	Labor
CHOMA Dean	Totally Locally Committed Party

Name	Affiliation
CHOWDHURY Afzal	Independent
CHOWDHURY Masood	Labor
COLLINGS Sue-Ann	Independent
COTTER Joshua	Community First Team
DELAUNEY Katie	Community First Team
DILLON Kevin	Totally Locally Committed Party
ESTRELLA Liberty	Liberal
FAAVAE-ELI Zion	Community First Team
FITTON Kasha	Independent
FORMOSA Christopher	Liberal
GEORGE Marian	Liberal
GILHOLME Ben	Labor
GREISS George	Liberal
GRILL Neil	The Greens
HALABI Khaled	Independent
HALL Phillip	The Greens
HATCH Taumaoe (Tammy)	Totally Locally Committed Party
HOSSAIN Khurshida	Independent
HUNT Karen	Labor
ISON Coral	The Greens
JABER Bellal	Independent
KARKI Sajjan	Independent
KELLY Ian	Community First Team
KHALIL Muhamad (Masud)	Independent
KHAN Morsheda	Independent
KHAREL Ashmita	Labor
LOUND Darcy	Labor
MANOTO Rey	Labor
McKERRACHER Lee	The Greens
MORONEY Ben	The Greens

Name	Affiliation
MORONEY Jordanna	The Greens
MORRISON Warren	Totally Locally Committed Party
MUELLER Lana	Animal Justice Party
MUNRO Riley	Liberal
MURKO Russell	Independent
NAPPA Jeanette	Animal Justice Party
NASRIN Sultana	Independent
NOBLE Justin	Community First Team
OATES Meg	Labor
PARCIO-COOKE Erica	Community First Team
PARNHAM Anne	Independent
PAUDEL Binod	Liberal
PAUDEL Gypshouna	Liberal
RIVERA Jayden	The Greens
ROCHECOUSTE Stephan	Community First Team
SARKER Abul	Community First Team
SCATTERGOOD Maria	Independent
SOFIUZZAMAN Md	Independent
STEELE Todd	Labor
STELLINO Matt	Animal Justice Party
SULTANA Sharmin	Independent
THORPE Maureen	Independent
THURSTON Pauline	Animal Justice Party
TIERNAN Hailey	Animal Justice Party
TWADDELL Matthew	Animal Justice Party
UREN Marcus	Liberal
WELCH Diana	Independent
YU Fabian	Community First Team

Councillor nominations withdrawn or rejected: 0 rejected, 0 withdrawn

Election operations

Election day staffing

Position	Number
Declaration vote issuing officers	63
Deputy polling place managers	42
Election officials	411
Polling place managers	42
Total	558

Number of polling places

Type	Number
Pre-poll (early voting) centres	4
Election day polling places	42

Returning Officer's office

- 91 Queen Street, Campbelltown NSW 2560

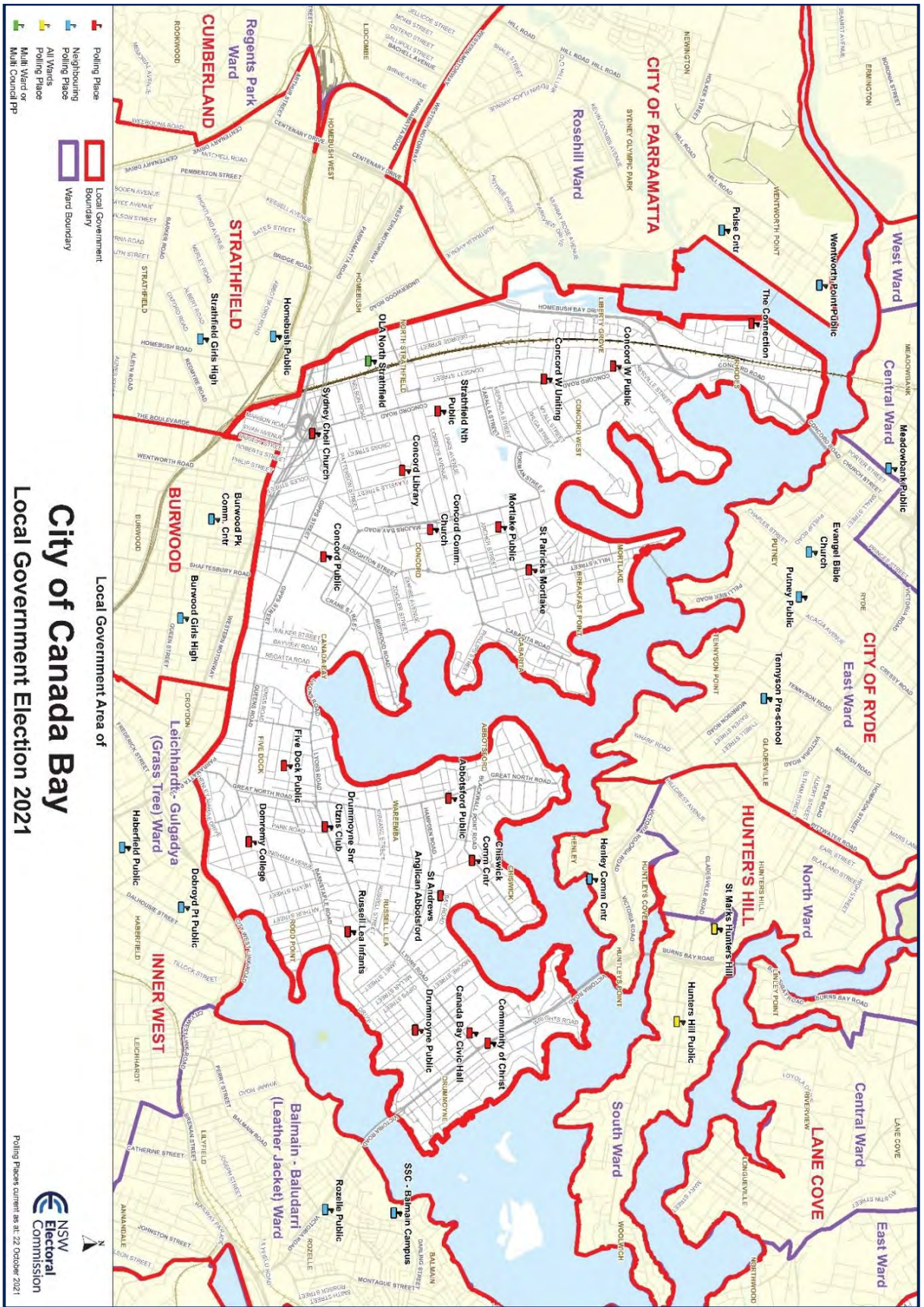
Election costs

- Invoiced election cost: \$695,183
- Cost per elector: \$6.15

NSW Electoral Commission website analytics

- 43,624 visitors to the Campbelltown City Council election web page

City of Canada Bay Council



Election summary

Undivided council

Type of election conducted: Councillor (8 councillors to be elected) | Mayor

Enrolment: 58,191 **Residential roll:** 58,182 **Non-residential roll:** 9

Councillor election total votes: 49,784

Turnout rate: 85.55% **Formal:** 47,472 (95.36%) **Informal:** 2,312 (4.64%)

Mayor election total votes: 49,682

Turnout rate: 85.38% **Formal:** 48,542 (97.71%) **Informal:** 1,140 (2.29%)

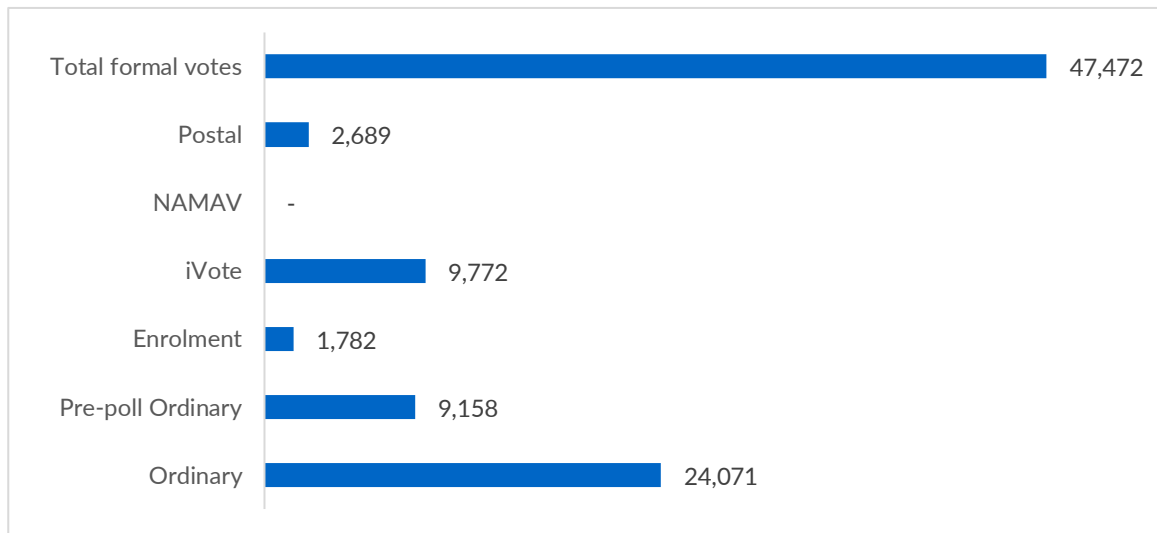
Elected mayor (result declared Tuesday, 21 December 2021)

TSIREKAS Angelo, Our Local Community

Elected councillors (result declared Thursday, 23 December 2021)

Councillor name	Affiliation
BAZOUNI Anthony	Liberal
CORDARO Joseph	Our Local Community
DI PASQUA Stephanie	Liberal
FERGUSON Andrew	Labor
JAGO Charles	The Greens
LITTLE Julia	Labor
MEGNA Michael	Liberal
RUGGERI Carmela	Our Local Community

Formal votes cast by vote type (councillor election)



Apparent failure to vote notices issued: 6,545

Mayoral nominations

Name	Affiliation
JAGO Charles	The Greens
LITTLE Julia	Labor
MEGNA Michael	Liberal
RAMONDINO Daniela	Independent
TSIREKAS Angelo	Our Local Community

Mayor nominations withdrawn or rejected: 0 rejected, 0 withdrawn

Candidate nominations

Name	Affiliation
BAZOUNI Anthony	Liberal
CHOY Joanne	Independent
CIRILLO Maria	Labor
CORDARO Joseph	Our Local Community
DI PASQUA Stephanie	Liberal
FERGUSON Andrew	Labor

Name	Affiliation
FINKELSTEIN Jan	The Greens
HORE Thomas	Labor
JAGO Charles	The Greens
KANG Alice	Our Local Community
LI Xiaojun	Labor
LITTLE Julia	Labor
LIUBINSKAS Michael	Our Local Community
MAHTANI Sundar	The Greens
MANSFORD David	Labor
MANTEL Alice	The Greens
MAXWELL Stephen	The Greens
MEGNA Michael	Liberal
PETTENON Paul	Independent
PICCIN Marie	Independent
RAMONDINO Daniela	Independent
RUGGERI Carmela	Our Local Community
STUTO Lina	Liberal
TSIREKAS Angelo	Our Local Community
TYRRELL Pauline	The Greens
WALLER-BRYANT Peta	Labor
WEI Leo	Liberal
BAZOUNI Anthony	Liberal
CHOY Joanne	Independent
CIRILLO Maria	Labor
CORDARO Joseph	Our Local Community
DI PASQUA Stephanie	Liberal
FERGUSON Andrew	Labor
FINKELSTEIN Jan	The Greens
HORE Thomas	Labor
JAGO Charles	The Greens

Name	Affiliation
KANG Alice	Our Local Community
LI Xiaojun	Labor
LITTLE Julia	Labor
LIUBINSKAS Michael	Our Local Community
MAHTANI Sundar	The Greens
MANSFORD David	Labor
MANTEL Alice	The Greens
MAXWELL Stephen	The Greens
MEGNA Michael	Liberal
PETTENON Paul	Independent
PICCIN Marie	Independent
RAMONDINO Daniela	Independent
RUGGERI Carmela	Our Local Community
STUTO Lina	Liberal
TSIREKAS Angelo	Our Local Community
TYRRELL Pauline	The Greens
WALLER-BRYANT Peta	Labor
WEI Leo	Liberal

Councillor nominations withdrawn or rejected: 0 rejected, 0 withdrawn

Election operations

Election day staffing

Position	Number
Declaration vote issuing officers	39
Deputy polling place managers	21
Election officials	201
Polling place managers	21
Total	282

Number of polling places

Type	Number
Pre-poll (early voting) centres	3
Election day polling places	21

Returning Officer's office

- 52 Hampstead Road, Homebush West NSW 2140

Election costs

- Invoiced election cost: \$567,669
- Cost per elector: \$9.76

NSW Electoral Commission website analytics

- 37,235 visitors to the Canada Bay City Council election web page

Election summary

Divided:

Bankstown Ward | Bass Hill Ward | Canterbury Ward | Revesby Ward | Roselands Ward

Type of election conducted: Councillor (15 councillors to be elected, 3 from each ward)

Enrolment: 227,966 **Residential roll:** 227,960 **Non-residential roll:** 6

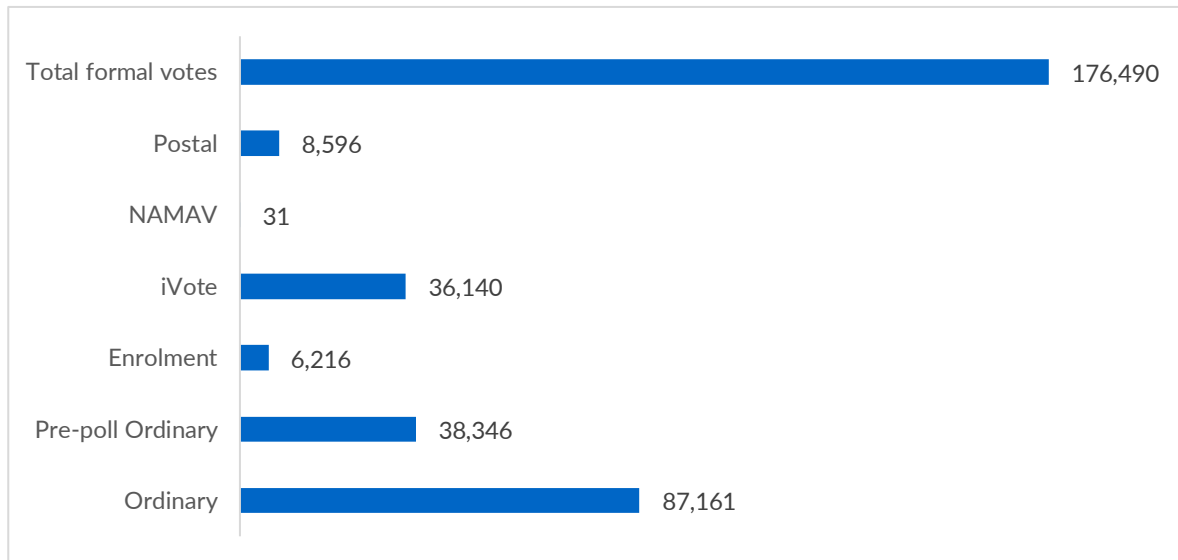
Councillor election total votes: 188,529 **Formal:** 176,490 (93.61%) **Informal:** 12,039 (6.39%)

Turnout rate: 82.70%

Elected councillors (result declared Tuesday, 21 December 2021)

Ward	Councillor name	Affiliation
Bankstown Ward	ASFOUR Khal	Labor
Bankstown Ward	EL-HAYEK Bilal	Labor
Bankstown Ward	ZAKHIA George	Liberal
Bass Hill Ward	CAHILL Christopher	Labor
Bass Hill Ward	HARIKA Rachelle	Labor
Bass Hill Ward	ISHAC Charlie	Liberal
Canterbury Ward	COOREY Barbara	Independent
Canterbury Ward	NGUYEN Jessie	Liberal
Canterbury Ward	RAFFAN Clare	Labor
Revesby Ward	ABOURAAD Charbel	Liberal
Revesby Ward	DOWNEY Linda	Labor
Revesby Ward	WALSH David	Labor
Roselands Ward	AKTER Sazed	Liberal
Roselands Ward	SALEH K	Labor
Roselands Ward	WAIBA Bhadra	Labor

Formal votes cast by vote type



Apparent failure to vote notices issued: 31,265

Candidate nominations

Ward	Name	Affiliation
Bankstown Ward	ASFOUR Khal	Labor
Bankstown Ward	EL-HAYEK Bilal	Labor
Bankstown Ward	GEAGEA Pierre	Independent
Bankstown Ward	KARAJIAN Grace	Independent
Bankstown Ward	LAM Erika	Labor
Bankstown Ward	MASUM Anm	Liberal
Bankstown Ward	NOUJAIM Fouad	Independent
Bankstown Ward	TRAN Thu	Liberal
Bankstown Ward	ZAKHIA George	Liberal
Bass Hill Ward	ABU-SAMEN Saud	Independent
Bass Hill Ward	CAHILL Christopher	Labor
Bass Hill Ward	GAD Nicholas	Liberal
Bass Hill Ward	HARIKA Rachelle	Labor
Bass Hill Ward	HINDI Issam	Independent
Bass Hill Ward	HOQ Fahmina	Liberal

Ward	Name	Affiliation
Bass Hill Ward	ISHAC Charlie	Liberal
Bass Hill Ward	LE Nguyen	Independent
Bass Hill Ward	METWALLY Yusra	Labor
Canterbury Ward	BEARLIN Lyn	The Greens
Canterbury Ward	CHOW Brendan	Liberal
Canterbury Ward	COOREY Barbara	Independent
Canterbury Ward	FLASKAS Tina	Labor
Canterbury Ward	HARRIS Linda	
Canterbury Ward	HATZIS Nicholas	Independent
Canterbury Ward	HEALY Marie	The Greens
Canterbury Ward	MAHER Jan	Independent
Canterbury Ward	MASON Ray	Labor
Canterbury Ward	NGUYEN Jessie	Liberal
Canterbury Ward	RAFFAN Clare	Labor
Canterbury Ward	RYAN Lyn	The Greens
Canterbury Ward	TAN Jeff	Liberal
Revesby Ward	ABOURAAD Charbel	Liberal
Revesby Ward	ASHTON Gemma	Labor
Revesby Ward	BROGAN Chris	Independent
Revesby Ward	CAMPBELL Nicholas	Independent
Revesby Ward	DOWNEY Linda	Labor
Revesby Ward	LUPESKI Zoran (Zac)	Our Local Community
Revesby Ward	MORTIMER Andrew	Liberal
Revesby Ward	PARKER Jan	Independent
Revesby Ward	PARKER Scott	Independent
Revesby Ward	SUKKAR Mary-Therese	Liberal
Revesby Ward	WALSH David	Labor
Revesby Ward	WINTERBOTTOM Allan	Our Local Community
Revesby Ward	WINTERS Jacqueline	Our Local Community
Roselands Ward	ABOU-HAIDAR Dorlene	Animal Justice Party

Ward	Name	Affiliation
Roselands Ward	ABU SOFIAN Mohammed	Independent
Roselands Ward	AKTER Sazedra	Liberal
Roselands Ward	KABIR Md	Labor
Roselands Ward	MCKINLEY Anthony	Liberal
Roselands Ward	PALLY Faizun	Independent
Roselands Ward	RAHMAN Mahbubur	Independent
Roselands Ward	SALEH K	Labor
Roselands Ward	SUN Shan	Animal Justice Party
Roselands Ward	TANNOUS Joseph	Liberal
Roselands Ward	WAIBA Bhadra	Labor
Roselands Ward	WARD Louise	Animal Justice Party

Councillor nominations withdrawn or rejected:

Ward	Rejected	Withdrawn
Bankstown Ward	0	3
Bass Hill Ward	0	0
Canterbury Ward	0	0
Revesby Ward	1	0
Roselands Ward	1	0

Election operations

Election day staffing

Position	Number
Declaration vote issuing officers	178
Deputy polling place managers	79
Election officials	663
Polling place managers	79
Total	999

Number of polling places

Type	Number
Pre-poll (early voting) centres	8
Election day polling places	79

Returning Officer's office

- Level 9, 66-72 Rickard Road, Bankstown NSW 2200

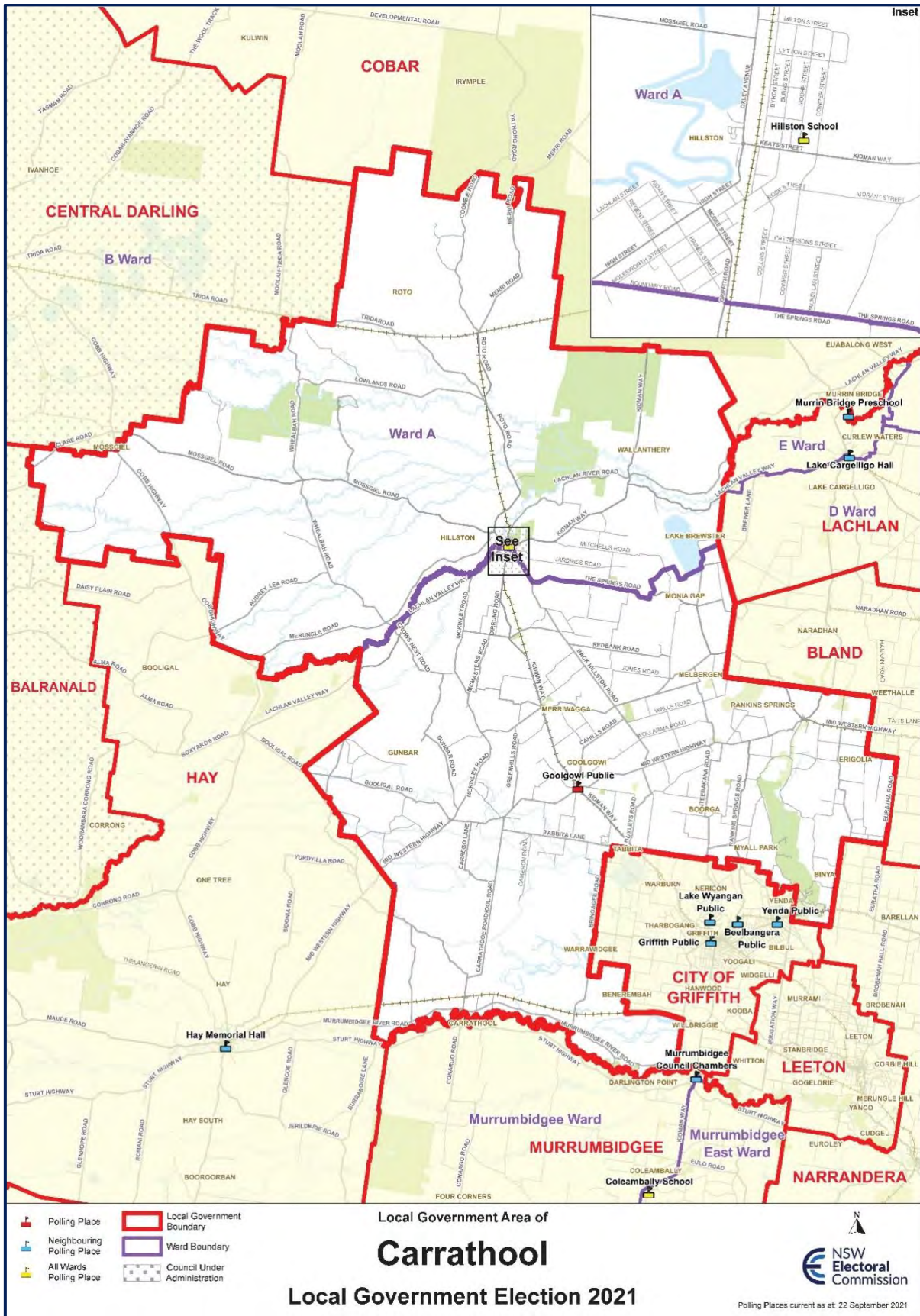
Election costs

- Invoiced election cost: \$1,795,367
- Cost per elector: \$7.88

NSW Electoral Commission website analytics

- 123,543 visitors to the Canterbury-Bankstown Council election web page

Carrathool Shire Council



Election summary

Divided: Ward A | Ward B

Type of election conducted: Councillor (10 councillors to be elected, 5 from each ward)

Enrolment contested: Ward A 905 **Residential roll:** 905 **Non-residential roll:** 0

Enrolment un-contested: Ward B 887 **Residential roll:** 886 **Non-residential roll:** 1

Councillor election total votes: 709 **Formal:** 694 (97.88%) **Informal:** 15 (2.12%)

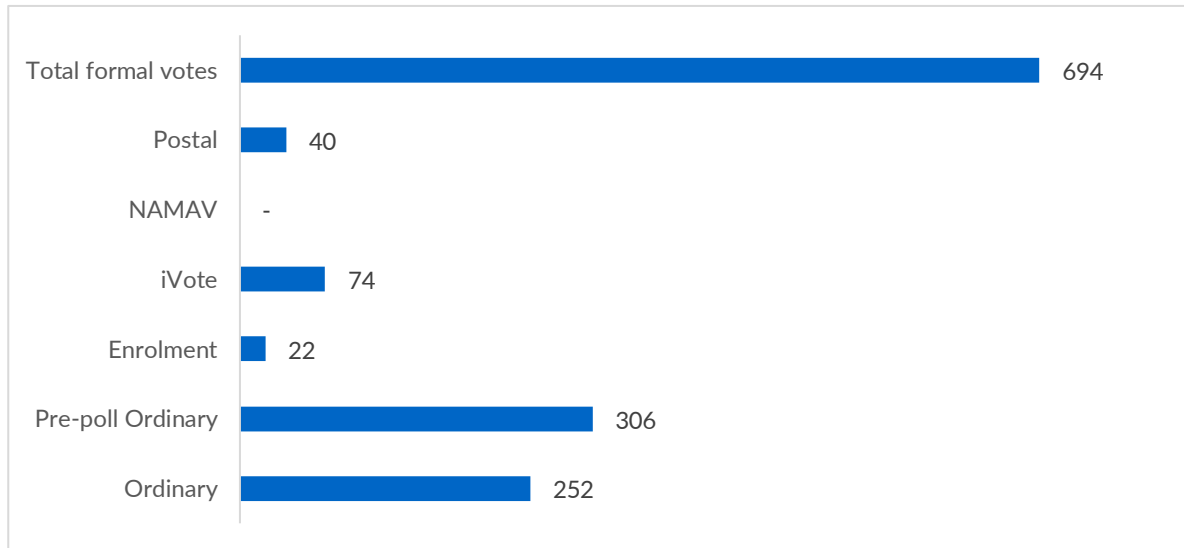
Turnout rate: 78.34% **Formal:** 694 (97.88%) **Informal:** 15 (2.12%)

For Ward B, 5 candidates nominated for the ward's 5 councillor positions. All 5 nominated candidates were declared elected on Saturday, 4 December 2021 without the need for voting to be conducted.

Elected councillors (result declared Ward A Tuesday, 21 December; result declared Ward B Saturday, 4 December 2021)

Ward	Councillor name	Affiliation
Ward A	FENSOM David	Independent
Ward A	JARDINE Darryl	
Ward A	LYALL Heather	Independent
Ward A	PETERS Geoff	
Ward A	POTTER Julie	
Ward B	ARMSTRONG Mick	
Ward B	CASHMERE Leon	
Ward B	FURNER Beverley	
Ward B	KITE William	Independent
Ward B	LIDDICOAT Damon	

Formal votes cast by vote type



Apparent failure to vote notices issued: 151

Candidate nominations

Ward	Name	Affiliation
Ward A	FENSOM David	Independent
Ward A	HUTCHISON Allan	
Ward A	JARDINE Darryl	
Ward A	LYALL Heather	Independent
Ward A	MOORE Anne	
Ward A	PETERS Geoff	
Ward A	POTTER Julie	
Ward B	ARMSTRONG Mick	
Ward B	CASHMERE Leon	
Ward B	FURNER Beverley	
Ward B	KITE William	Independent
Ward B	LIDDICOAT Damon	

Councillor nominations withdrawn or rejected

Ward	Rejected	Withdrawn
Ward A	0	0
Ward B	1	0

Election operations**Election day staffing**

Position	Number
Declaration vote issuing officers	1
Deputy polling place managers	1
Election officials	3
Polling place managers	1
Total	6

Number of polling places

Type	Number
Pre-poll (early voting) centres	1
Election day polling places	1

Returning Officer's office

- Unit 8, 16 Whybrow Street, Griffith NSW 2680

Election costs

- Invoiced election cost: \$23,352
- Cost per elector: \$13.03

NSW Electoral Commission website analytics

- 762 visitors to the Carrathool Shire Council election web page

Central Coast Council

The Central Coast Council was in administration at the time of the 2021 NSW Local Government elections and did not conduct an election.

Central Darling Shire Council

The Central Darling Shire Council was in administration at the time of the 2021 NSW Local Government elections and did not conduct an election.

Election summary

Divided: A Ward | B Ward | C Ward | D Ward

Type of election conducted: Councillor (12 councillors to be elected, 3 from each ward) | Mayor

Enrolment: 45,408 **Residential roll:** 45,404 **Non-residential roll:** 4

Councillor election total votes: 37,892 **Formal:** 35,618 (94%) **Informal:** 2,274 (6%)

Turnout rate: 83.45%

Mayor election total votes: 37,944 **Formal:** 36,497 (96.19%) **Informal:** 1,447 (3.81%)

Turnout rate: 83.56%

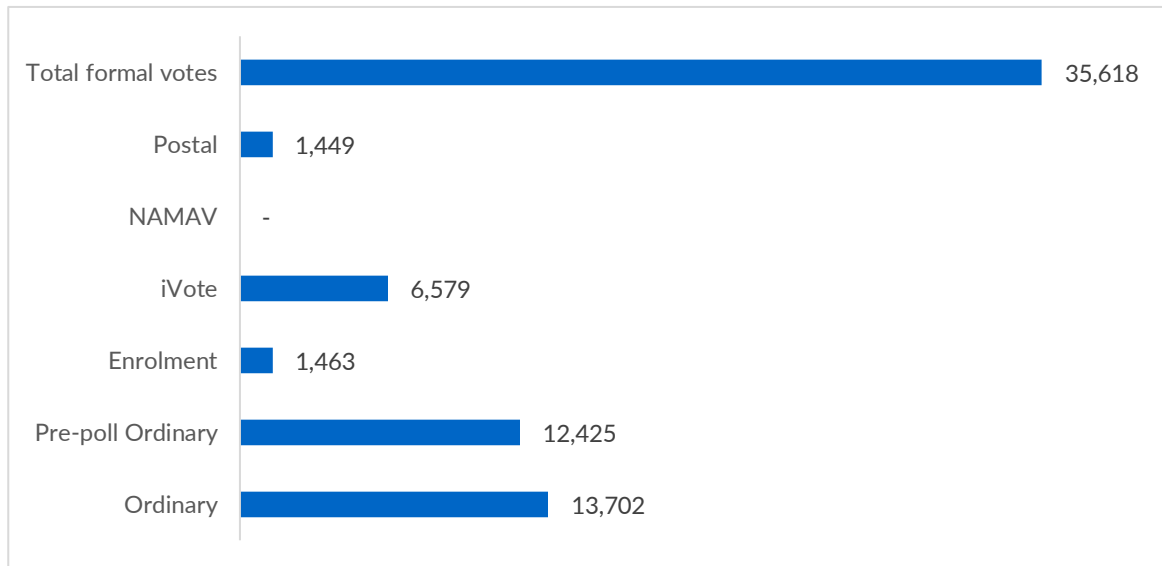
Elected mayor (result declared Tuesday, 21 December 2021)

SUVAAL Jay, Labor

Elected councillors (result declared Thursday, 23 December 2021)

Ward	Councillor name	Affiliation
A Ward	DUNN Paul	Liberal
A Ward	HAWKINS James	Labor
A Ward	JURD Jessica	Independent
B Ward	BURKE Anthony	Labor
B Ward	MOORES John	Liberal
B Ward	OLSEN Ian	Independent
C Ward	JACKSON Karen	Liberal
C Ward	SANDER Anne-Marie	Labor
C Ward	WATTON Daniel	Independent
D Ward	GRINE Rosa	Labor
D Ward	HILL Mitchell	Labor
D Ward	PAYNTER Paul	Independent

Formal votes cast by vote type (councillor elections)



Apparent failure to vote notices issued: 6,355

Mayoral nominations

Name	Affiliation
MOORES John	Liberal
MURRAY Janet	The Greens
OLSEN Ian	Independent
SUVAAL Jay	Labor

Mayor nominations withdrawn or rejected: 1 rejected, 0 withdrawn

Candidate nominations

Ward	Name	Affiliation
A Ward	DUNN Paul	Liberal
A Ward	FOSTER Julianne	Independent
A Ward	HAWKINS James	Labor
A Ward	HILTON Elizabeth	The Greens
A Ward	JURD Jessica	Independent
A Ward	MILES Kean	Liberal
A Ward	MOWATT Jane	The Greens
A Ward	NAIRN Llynda	The Greens
A Ward	OLSEN Joshua	Independent
A Ward	STAPLEFORD Allan	Independent
A Ward	STRENGERS Robyn	Liberal
A Ward	SUVAAL Jay	Labor
A Ward	TEMPLETON Logan	Labor
B Ward	BOZIC Luke	Independent
B Ward	BURKE Anthony	Labor
B Ward	CREBERT Jeffrey	Labor
B Ward	EBERT Daniel	Liberal
B Ward	HEATH Vicki	The Greens
B Ward	HOWSON Tallen	Labor
B Ward	IHLEIN Louise	The Greens
B Ward	LAFRANCE Jacqueline	Liberal
B Ward	LITTLE Tim	Independent
B Ward	MOORES John	Liberal
B Ward	OLSEN Ian	Independent
B Ward	RYAN James	The Greens
C Ward	ALLAN Leonie	Independent
C Ward	FAGG John	Liberal
C Ward	JACKSON Karen	Liberal
C Ward	KELLY Penny	The Greens

Ward	Name	Affiliation
C Ward	OLSEN Eric	Independent
C Ward	PALMOWSKI Sophie	Labor
C Ward	PEACE Robert	Liberal
C Ward	ROTHWELL Denis	The Greens
C Ward	SANDER Anne-Marie	Labor
C Ward	SMITH Kim	Labor
C Ward	THOMPSON Georgina	The Greens
C Ward	WATTON Daniel	Independent
D Ward	CLAUSEN Richard	The Greens
D Ward	DAVSON Sharon	Liberal
D Ward	DRUMMOND Averil	The Greens
D Ward	FAUSTINI Eliza	Independent
D Ward	GRINE Rosa	Labor
D Ward	HILL Mitchell	Labor
D Ward	MURRAY Janet	The Greens
D Ward	PAYNTER Paul	Independent
D Ward	ROBINSON Adam	Independent
D Ward	SLADE Harold	Liberal
D Ward	SLADE Ruth	Liberal
D Ward	TISDELL Gregory	Labor

Councillor nominations withdrawn or rejected

Ward	Rejected	Withdrawn
A Ward	2	0
B Ward	0	0
C Ward	0	0
D Ward	0	0

Election operations

Election day staffing

Position	Number
Declaration vote issuing officers	16
Deputy polling place managers	22
Election officials	158
Polling place managers	22
Total	218

Number of polling places

Type	Number
Pre-poll (early voting) centres	3
Election day polling places	22

Returning Officer's office

- Shop 7, 205 Wollombi Road Cessnock NSW 2325

Election costs

- Invoiced election cost: \$400,275
- Cost per elector: \$8.82

NSW Electoral Commission website analytics

- 15,431 visitors to the Cessnock City Council election web page

Election summary

Undivided council

Type of election conducted: Councillor (9 councillors to be elected)

Enrolment: 38,544 **Residential roll:** 38,538 **Non-residential roll:** 6

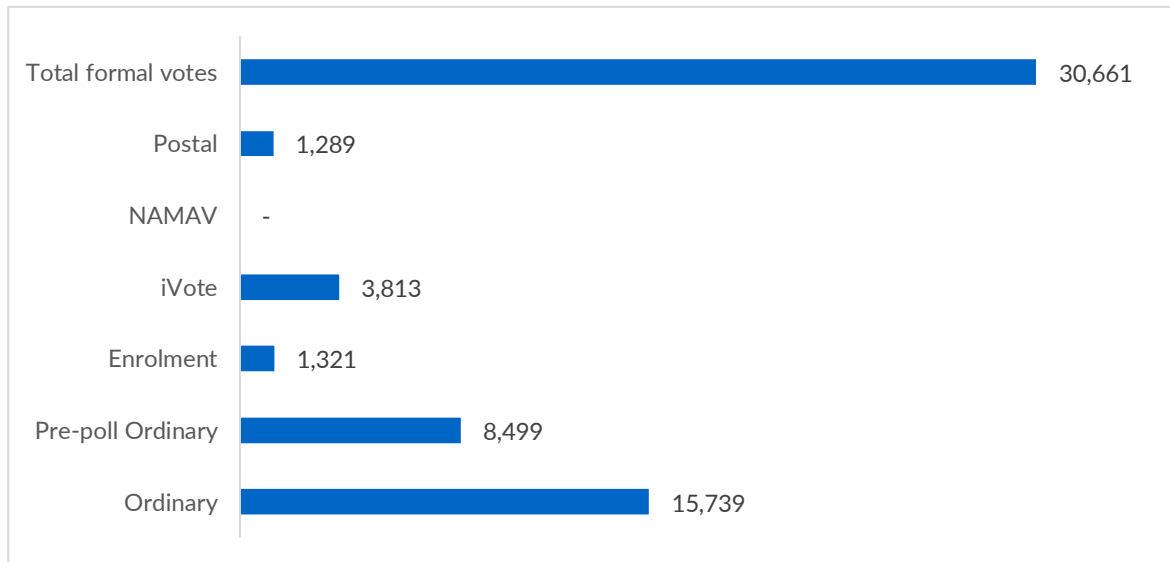
Councillor election total votes: 33,019 **Formal:** 30,661 (92.86%) **Informal:** 2,358 (7.14%)

Turnout rate: 85.67%

Elected councillors (result declared Tuesday, 21 December 2021)

Councillor name	Affiliation
CLANCY Greg	The Greens
DAY Bill	Independent
JOHNSTONE Peter	Independent
NOVAK Debrah	Independent
PICKERING Steve	Independent
SMITH Jeff	Independent
TILEY Ian	Independent
TOMS Karen	Independent
WHAITES Allison	Independent

Formal votes cast by vote type



Apparent failure to vote notices issued: 5,042

Candidate nominations

Name	Affiliation
BELLETTY Phil	Independent
CLANCY Greg	The Greens
DAY Bill	Independent
ELLEM Peter	Independent
FULLER Jeffrey	Independent
GIBBINS Ash	Independent
HANSON Pete	Independent
JOHNSTONE Peter	Independent
LANG Warren	
NOVAK Debrah	Independent
PICKERING Steve	Independent
SCOTT Donald	
SMITH Jeff	Independent
TILEY Ian	Independent
TOMS Karen	Independent

Name	Affiliation
WHAITES Allison	Independent

Councillor nominations withdrawn or rejected: 0 rejected, 0 withdrawn

Election operations

Election day staffing

Position	Number
Declaration vote issuing officers	9
Deputy polling place managers	28
Election officials	126
Polling place managers	28
Total	191

Number of polling places

Type	Number
Pre-poll (early voting) centres	2
Election day polling places	28

Returning Officer's office

- 48 River Street, Maclean NSW 2463

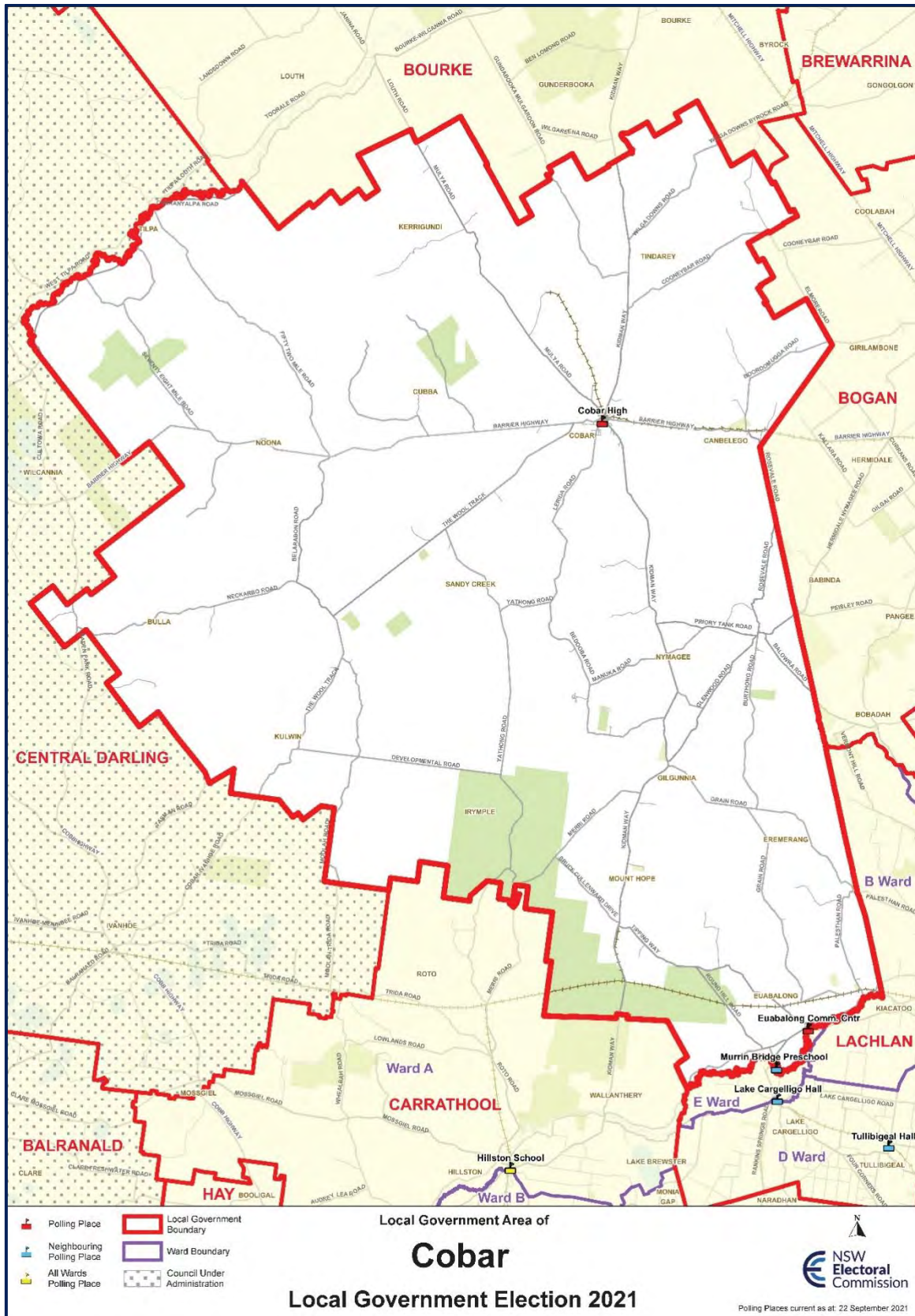
Election costs

- Invoiced election cost: \$362,490
- Cost per elector: \$9.40

NSW Electoral Commission website analytics

- 12,242 visitors to the Clarence Valley Council election web page

Cobar Shire Council



Election summary

Undivided council

Type of election conducted: Councillor (12 councillors to be elected)

Enrolment: 2,829 **Residential roll:** 2,826 **Non-residential roll:** 3

Eleven (11) councillors nominated for 12 councillor positions. All 11 were declared elected on Saturday, 4 December without the need for voting to be conducted. A by-election was subsequently scheduled to fill the one vacant councillor position.

Elected councillors (result declared Saturday, 4 December 2021)

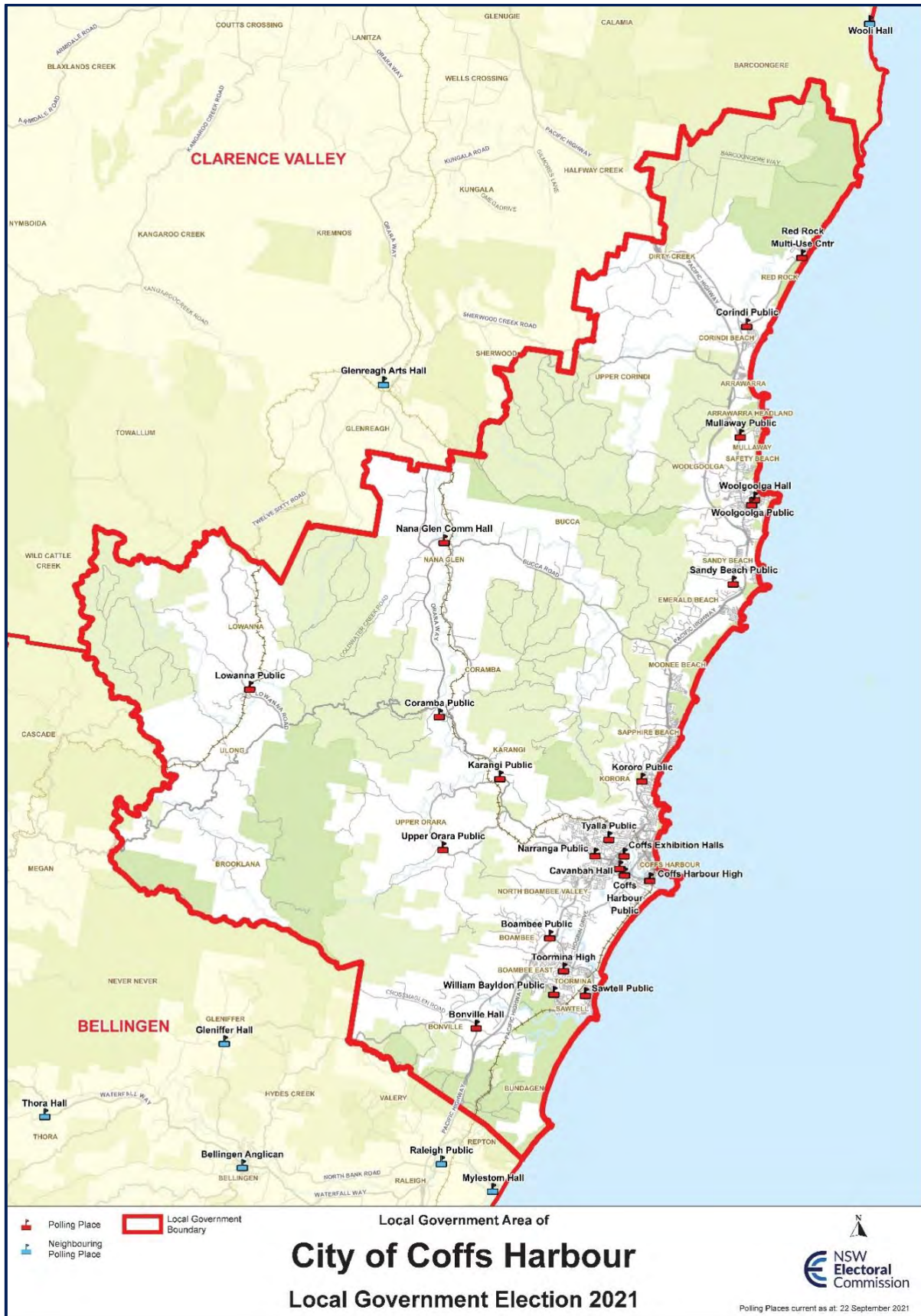
Councillor name	Affiliation
ABBOTT Peter	Independent
CHAPLAIN Tony	Independent
LEA-BARRETT Janine	Independent
MARSDEN Jarrod	Independent
MAXWELL Peter	Independent
NEALE Kain	Independent
PAYNE Julie	Independent
SIMPSON Lillian	
SINCLAIR Bob	
TOOMEY Harley	Independent
WINDERS Kate	Independent

Councillor nominations withdrawn or rejected: 0 rejected, 0 withdrawn

Election costs

- Invoiced election cost: \$41,136
- Cost per elector: \$14.54

Coffs Harbour City Council



Election summary

Undivided council

Type of election conducted: Councillor (8 councillors to be elected) | Mayor

Enrolment: 56,687 **Residential roll:** 56,673 **Non-residential roll:** 14

Councillor election total votes: 46,997 **Formal:** 43,587 (92.74%) **Informal:** 3,410 (7.26%)

Turnout rate: 82.91%

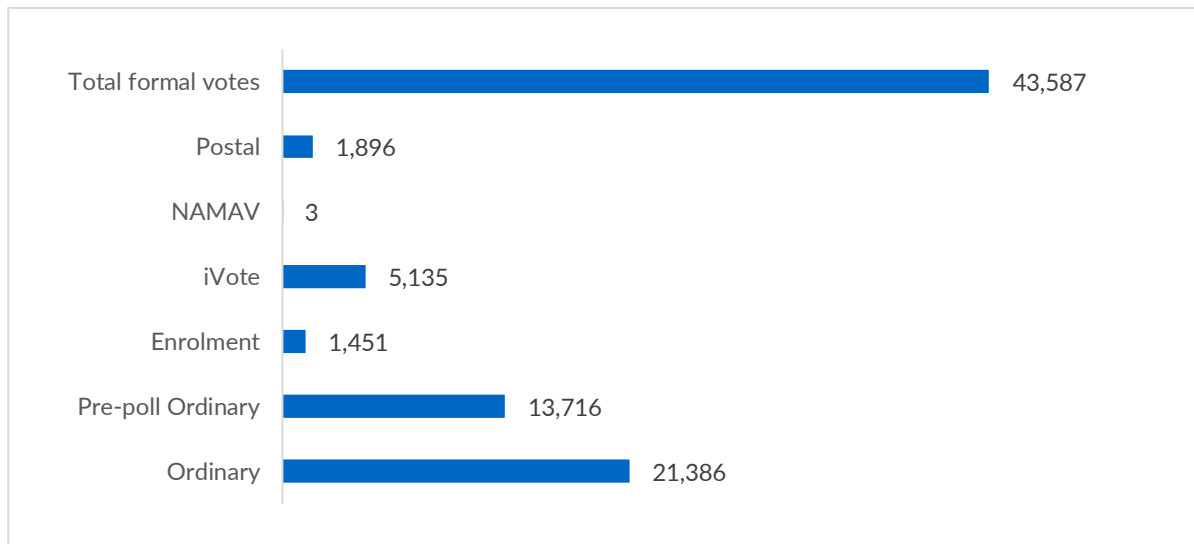
Mayor election total votes: (result declared Tuesday, 21 December 2021)

AMOS Paul, Independent

Elected councillors (result declared Thursday, 23 December 2021)

Councillor name	Affiliation
CASELL Jonathan	The Greens
CECATO George	Independent
JUDGE Tony	Labor
PRYCE Rodger	
SECHI Julie	Independent
SWAN Tegan	
TOWNLEY Sally	
WOLGAMOT Scott	Independent

Formal votes cast by vote type (councillor election)



Apparent failure to vote notices issued: 8,109

Mayoral nominations

Name	Affiliation
ADENDORFF Michael	Independent
AMOS Paul	Independent
ARKAN John	Independent
CASELL Jonathan	The Greens
CECATO George	Independent
JUDGE Tony	Labor
PIKE Donna	Independent
PRYCE Rodger	
SWAN Tegan	
TOWNLEY Sally	Independent

Mayor nominations withdrawn or rejected: 1 rejected, 0 withdrawn

Candidate nominations

Name	Affiliation
ADENDORFF Michael	Independent
AMOS Paul	Independent
ARKAN John	Independent
BURGESS Maureen	The Greens
CASSELL Jonathan	The Greens
CECATO George	Independent
CHEERS-FLAVELL Ellena	
CLARKE Paul (PT)	Independent
DOWD Jennifer	
FEENEY Geyne	
GAM Rob	
GLOVER Corey	Independent
HARTSUYKER Luke	Independent
HEISE Carolyn	
HENDY Julie	Labor
HODSON Amy	Independent
JOHNSON Kareena	
JOHNSON Meena	
JUDGE Tony	Labor
LARDNER John	
LIFFEN Jasmine	Independent
MACKENZIE Brigit	
MANSELL Angela	Labor
MARSH John	Labor
MILLS-THOM Tammy	
MULLAN Patrick	
NEUSS Phillip	Independent
NOTT Timothy	The Greens
O'CONNOR Naomi	Independent

Name	Affiliation
OLIVER Helen	Independent
OO Htun-Htun	Independent
PIKE Donna	Independent
PRYCE Rodger	
RENET Gregory	Liberal Democrats
ROBINSON Troy	
SECHI Julie	Independent
STEVENS Natalie	The Greens
SWAN Tegan	
TOWNLEY Sally	
WEBBER Craig	Liberal Democrats
WILLIAMS Nikki	
WOLGAMOT Scott	Independent
YOUNG Jesse	Independent

Councillor nominations withdrawn or rejected: 3 rejected, 0 withdrawn

Election operations

Election day staffing

Position	Number
Declaration vote issuing officers	27
Deputy polling place managers	23
Election officials	176
Polling place managers	23
Total	249

Number of polling places

Type	Number
Pre-poll (early voting) centres	2
Election day polling places	23

Returning Officer's office

- 123 Pacific Highway, Coffs Harbour NSW 2450

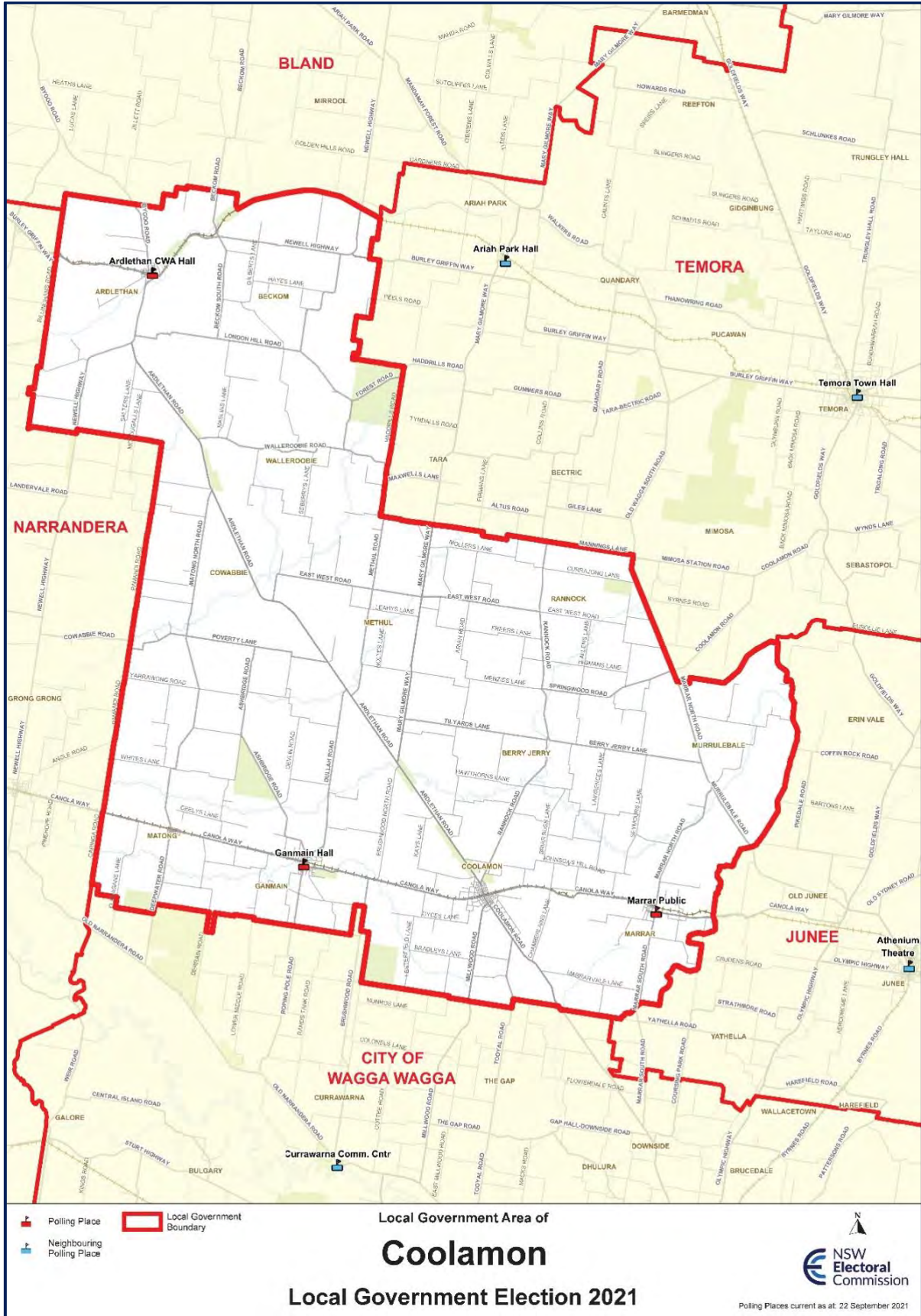
Election costs

- Invoiced election cost: \$536,684
- Cost per elector: \$9.47

NSW Electoral Commission website analytics

- 20,536 visitors to the Coffs Harbour City Council election web page

Coolamon Shire Council



Election summary

Undivided council

Type of election conducted: Councillor (9 councillors to be elected)

Enrolment: 3,239 **Residential roll:** 3,236 **Non-residential roll:** 3

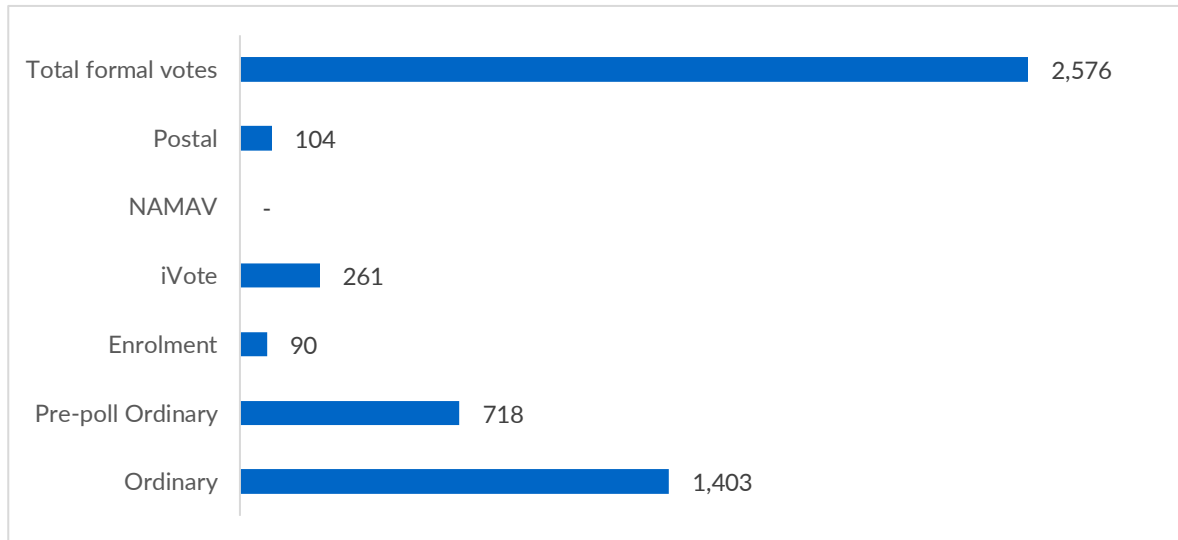
Total votes: 2,673 **Formal:** 2,576 (96.37%) **Informal:** 97 (3.63%)

Turnout rate: 82.53%

Elected councillors (result declared Wednesday, 22 December 2021)

Councillor name	Affiliation
CROCKER Jeremy	Shooters, Fishers and Farmers
HATTY Bronwyn	Independent
HUTCHEON Bruce	
LEWIS Wayne	Independent
MASLIN Kathy	
McCANN David	Independent
MCKINNON Colin	
PERKIN Garth	Independent
WHITE Alan	Independent

Formal votes cast by vote type



Apparent failure to vote notices issued: 440

Candidate nominations

Name	Affiliation
CROCKER Jeremy	Shooters, Fishers and Farmers
HATTY Bronwyn	Independent
HUTCHEON Bruce	
JOSE Trevor	
LEWIS Wayne	Independent
MASLIN Kathy	
McCANN David	Independent
MCKINNON Colin	
PERKIN Garth	Independent
WHITE Alan	Independent

Councillor nominations withdrawn or rejected: 0 rejected, 0 withdrawn

Election operations

Election day staffing

Position	Number
Declaration vote issuing officers	0
Deputy polling place managers	4
Election officials	20
Polling place managers	4
Total	28

Number of polling places

Type	Number
Pre-poll (early voting) centres	1
Election day polling places	4

Returning Officer's office

- 5 See Street, Marrar NSW 2652

Election costs

- Invoiced election cost: \$42,163
- Cost per elector: \$13.02

NSW Electoral Commission website analytics

- 846 visitors to the Coolamon Shire Council election web page

Election summary

Undivided council

Type of election conducted: Councillor (9 councillors to be elected)

Enrolment: 2,732 **Residential roll:** 2,728 **Non-residential roll:** 4

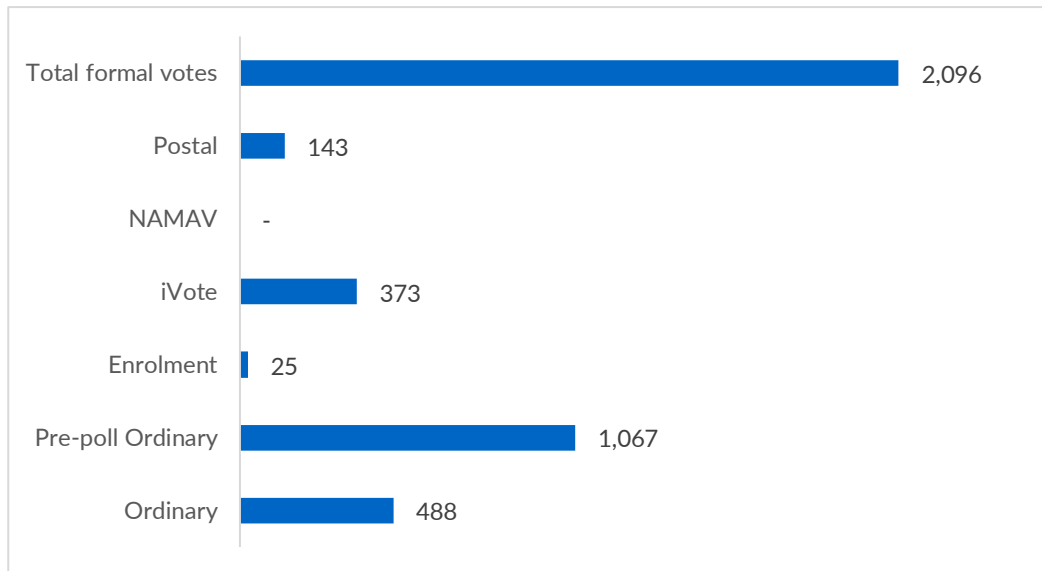
Councillor election total votes: 2,147 **Formal:** 2,096 (97.62%) **Informal:** 51 (2.38%)

Turnout rate: 78.59%

Elected councillors (result declared Thursday, 23 December 2021)

Councillor name	Affiliation
CHURCHILL Karen	Independent
COHEN Adam	Independent
CULLEN Pat	Independent
DEANS Barbara	Independent
FISHER Bill	Independent
HORAN Tim	Independent
KARANOUH Ahmad (AI)	Independent
LEES Terence (Eccles)	Independent
SOMMERVILLE Brian	Independent

Formal votes cast by vote type



Apparent failure to vote notices issued: 463

Candidate nominations

Name	Affiliation
CHURCHILL Karen	Independent
COHEN Adam	Independent
CULLEN Pat	Independent
DAY Luke	Independent
DEANS Barbara	Independent
FISHER Bill	Independent
HORAN Tim	Independent
KARANOUH Ahmad (AI)	Independent
LEES Terence (Eccles)	Independent
MAYOH Narelle	
MCCUSKER Karen	
MOODY Tracey	Independent
NEWBOLD Chris	Independent
RYAN Robert	Independent
SMITH Steven (Jay Jay)	Independent

Name	Affiliation
SOMMERVILLE Brian	Independent
THOMAS Robert	

Councillor nominations withdrawn or rejected: 0 rejected, 0 withdrawn

Election operations

Election day staffing

Position	Number
Declaration vote issuing officers	0
Deputy polling place managers	2
Election officials	11
Polling place managers	2
Total	15

Number of polling places

Type	Number
Pre-poll (early voting) centres	1
Election day polling places	2

Returning Officer's office

- 15 Warren Road, Gilgandra NSW 2827

Election costs

- Invoiced election cost: \$35,640
- Cost per elector: \$13.05

NSW Electoral Commission website analytics

- 868 visitors to the Coonamble Shire Council election web page